



US00D520007S

(12) **United States Design Patent**
Kuchler

(10) **Patent No.:** **US D520,007 S**

(45) **Date of Patent:** **** May 2, 2006**

(54) **BANDED KEYBOARD**

D426,834 S * 6/2000 Der D14/396
D494,177 S * 8/2004 Kuchler D14/392

(75) Inventor: **Markus Kuchler**, Munich (DE)

* cited by examiner

(73) Assignee: **Cherry GmbH**, Auerbach/Opf. (DE)

Primary Examiner—Freda S. Nunn
(74) *Attorney, Agent, or Firm*—Miles & Stockbridge P.C.;
Edward J. Kondracki

(**) Term: **14 Years**

(21) Appl. No.: **29/189,755**

(22) Filed: **Sep. 11, 2003**

(57) **CLAIM**

The ornamental design for a banded keyboard, as shown and described.

(30) **Foreign Application Priority Data**

Aug. 21, 2003 (EM) 66709

DESCRIPTION

(51) **LOC (8) Cl.** **14-02**

(52) **U.S. Cl.** **D14/392**

(58) **Field of Classification Search** D14/391,
D14/392, 394, 396–398; D18/1, 2, 7; 178/17 A,
178/17 C; 200/5 A, 5 R, 6 A, 6 R; 235/145 A,
235/145 R; 341/22, 23; 345/160, 168; 400/484–486,
400/488, 489, 492

See application file for complete search history.

FIG. 1 is a front perspective view of my new banded keyboard design.

FIG. 2 is a top view of my new banded keyboard design.

FIG. 3 is a rear view of my new banded keyboard design.

FIG. 4 is a bottom view of my new banded keyboard design.

FIG. 5 is a left side view of my new banded keyboard design.

FIG. 6 is a right side view of my new banded keyboard design; and,

FIG. 7 is a front view of my new banded keyboard design.

(56) **References Cited**

U.S. PATENT DOCUMENTS

5,439,304 A * 8/1995 Phillips et al. 400/492

1 Claim, 7 Drawing Sheets




FIG. 1




FIG. 2

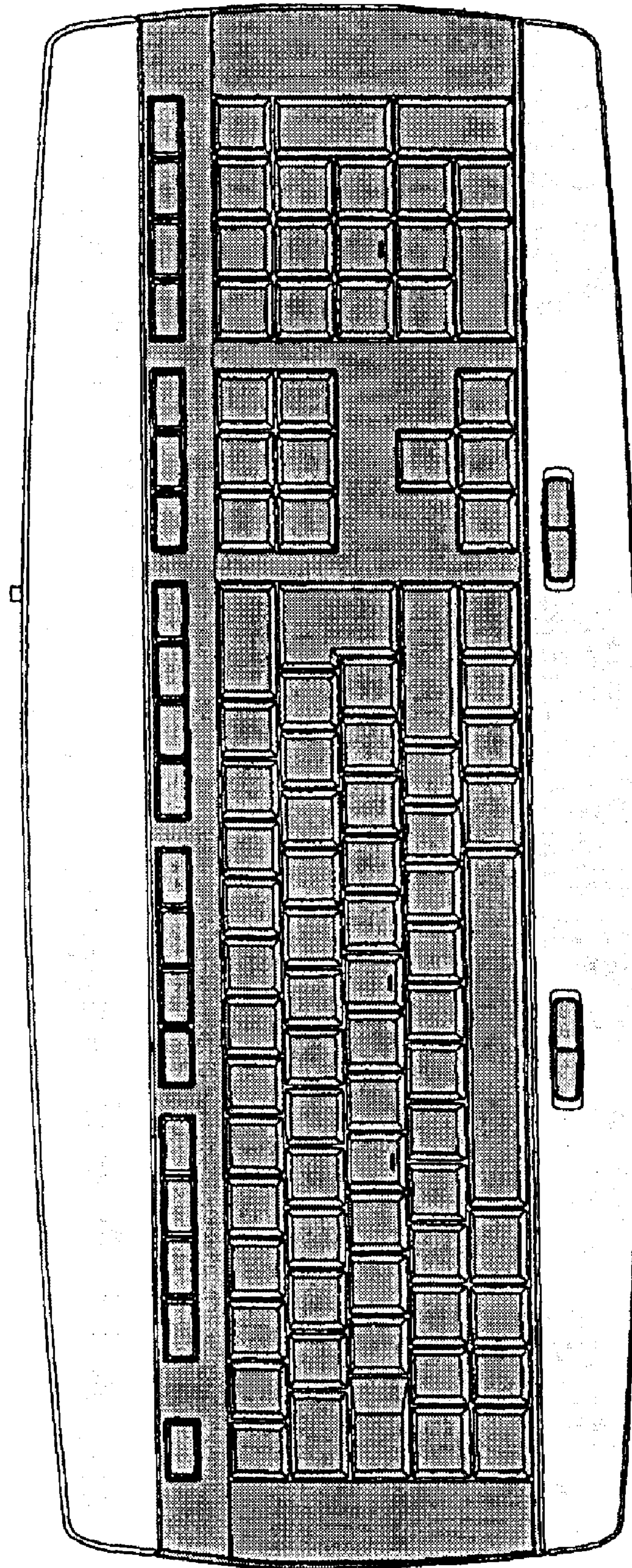


FIG. 3




FIG. 4

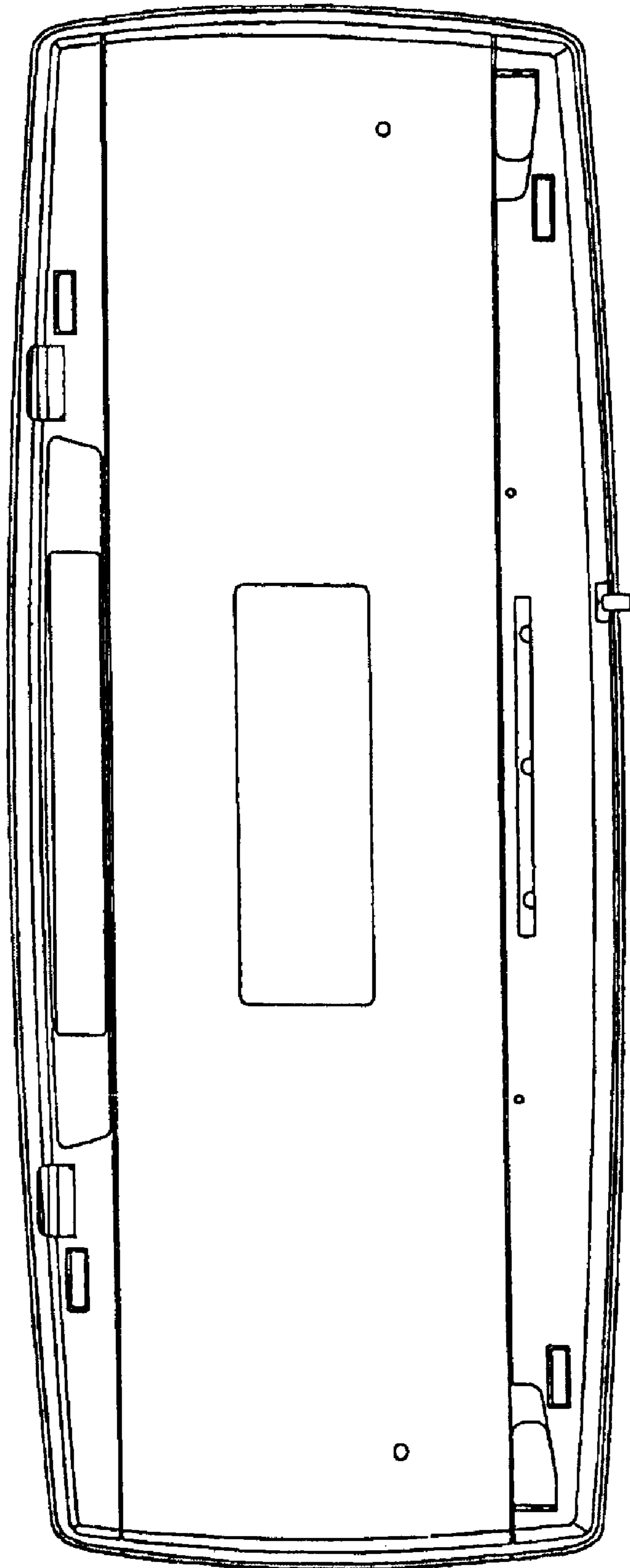


FIG. 5




FIG. 6

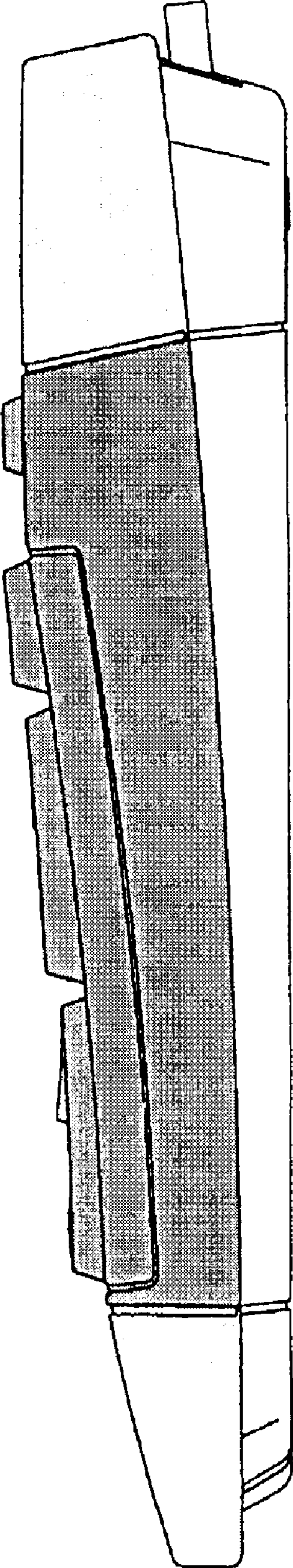


FIG. 7

