



US00D519979S

(12) **United States Design Patent**
Suzuki

(10) **Patent No.:** **US D519,979 S**

(45) **Date of Patent:** **** May 2, 2006**

(54) **DISC PLAYER**

(75) Inventor: **Satoshi Suzuki**, Tokyo (JP)

(73) Assignee: **Sony Corporation**, Tokyo (JP)

(**) Term: **14 Years**

(21) Appl. No.: **29/223,703**

(22) Filed: **Feb. 18, 2005**

(30) **Foreign Application Priority Data**

Aug. 18, 2004 (JP) D2004-024625

(51) **LOC (8) Cl.** **14-01**

(52) **U.S. Cl.** **D14/156**

(58) **Field of Classification Search** D14/135-136,
D14/156-157, 160-165, 167-168, 192-198,
D14/188, 217, 257, 258, 445; 360/99.02,
360/99.07; 369/75.11, 75.21, 77.21, 77.11;
720/612, 619, 647, 655; 455/344, 347-351
See application file for complete search history.

(56) **References Cited**

U.S. PATENT DOCUMENTS

- D432,514 S * 10/2000 Nakamura et al. D14/156
- D451,080 S 11/2001 Kataoka
- D471,528 S * 3/2003 Wada et al. D14/156
- D474,757 S * 5/2003 Takagi D14/156
- D475,035 S * 5/2003 Takagi D14/156

- D482,672 S * 11/2003 Takagi D14/156
- D493,158 S * 7/2004 Yang D14/156
- D498,738 S 11/2004 Matsuoka
- D499,080 S 11/2004 Matsuoka

* cited by examiner

Primary Examiner—Nanda Bondade

(74) *Attorney, Agent, or Firm*—Rader, Fishman & Grauer PLLC

(57) **CLAIM**

The ornamental design for a disc player, as shown.

DESCRIPTION

The file of this patent contains at least one photograph executed in color. Copies of this patent with color photographs will be provided by the Office upon request and payment of the necessary fee.

FIG. 1 is a perspective view of a disc player showing my new design;

FIG. 2 is a top plan view thereof;

FIG. 3 is a bottom plan view thereof;

FIG. 4 is a right side elevational view thereof;

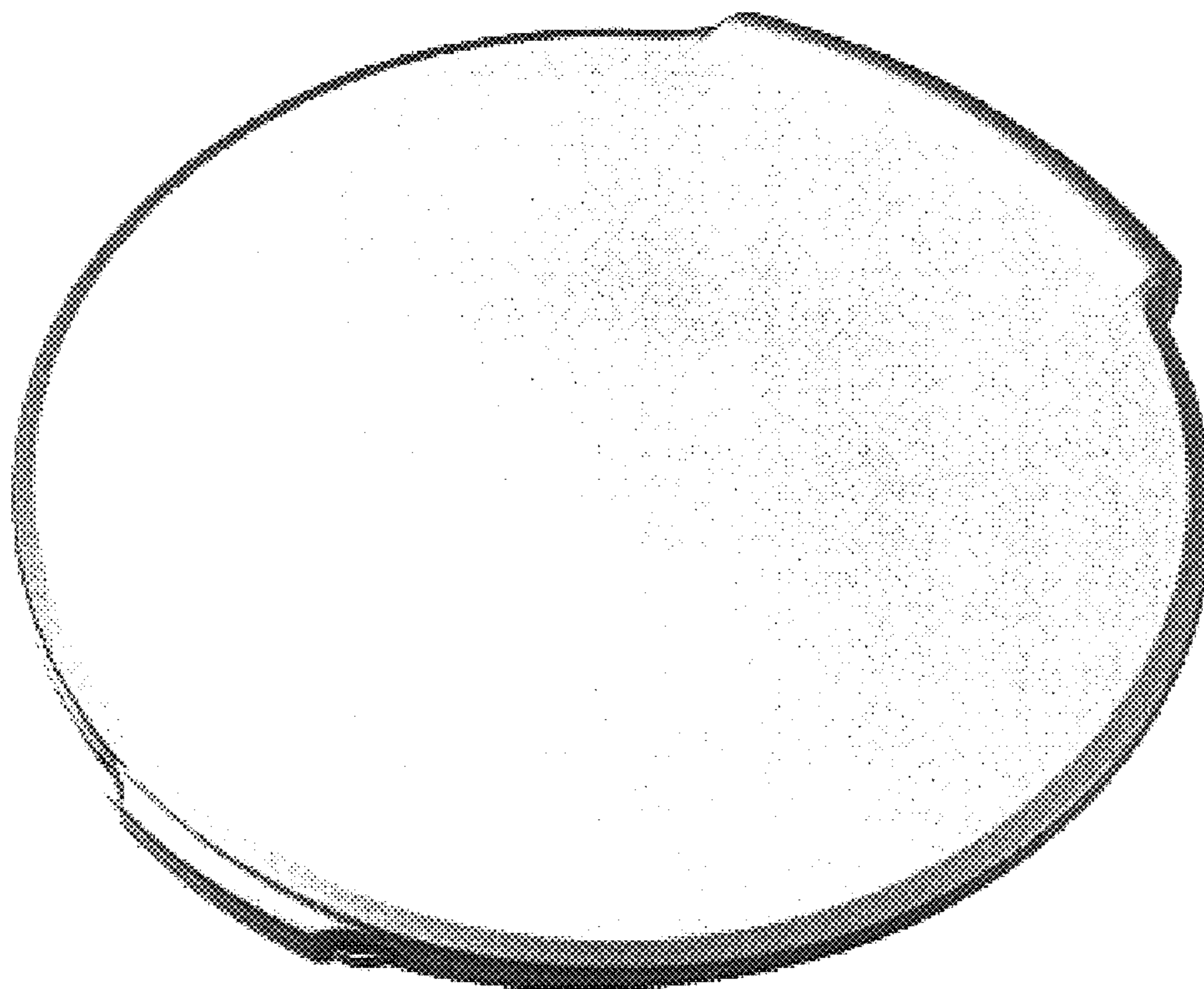
FIG. 5 is a left side elevational view thereof;

FIG. 6 is a rear elevational view thereof; and,

FIG. 7 is a front elevational view thereof.

1 Claim, 7 Drawing Sheets

(7 of 7 Drawing Sheet(s) Filed in Color)






FIG. 1




FIG. 2




FIG. 3




FIG. 4




FIG. 5



FIG. 6




FIG. 7