



US00D519977S

(12) **United States Design Patent**
Oikawa

(10) **Patent No.:** **US D519,977 S**

(45) **Date of Patent:** **** May 2, 2006**

(54) **DISC PLAYER**

(75) Inventor: **Yuji Oikawa**, Tokyo (JP)

(73) Assignee: **Sony Corporation**, Tokyo (JP)

(**) Term: **14 Years**

(21) Appl. No.: **29/223,461**

(22) Filed: **Feb. 15, 2005**

(51) **LOC (8) Cl.** **14-01**

(52) **U.S. Cl.** **D14/156**

(58) **Field of Classification Search** D14/135-136,
D14/156-157, 160-165, 167-168, 192-198,
D14/188, 217, 257, 258, 445; 360/99.02,
360/99.07; 369/75.11, 75.21, 77.21, 77.11;
720/612, 619, 647, 655; 455/344, 347-351
See application file for complete search history.

(56) **References Cited**

U.S. PATENT DOCUMENTS

D379,007 S * 4/1997 Obata D14/162
D385,562 S 10/1997 Nijima et al.

D388,095 S 12/1997 Nijima et al.
D421,607 S 3/2000 Hakoda
D473,857 S * 4/2003 Bhavnani D14/197
D491,937 S * 6/2004 Retourne et al. D14/356

* cited by examiner

Primary Examiner—Nanda Bondade
(74) *Attorney, Agent, or Firm*—Rader, Fishman & Grauer
PLLC

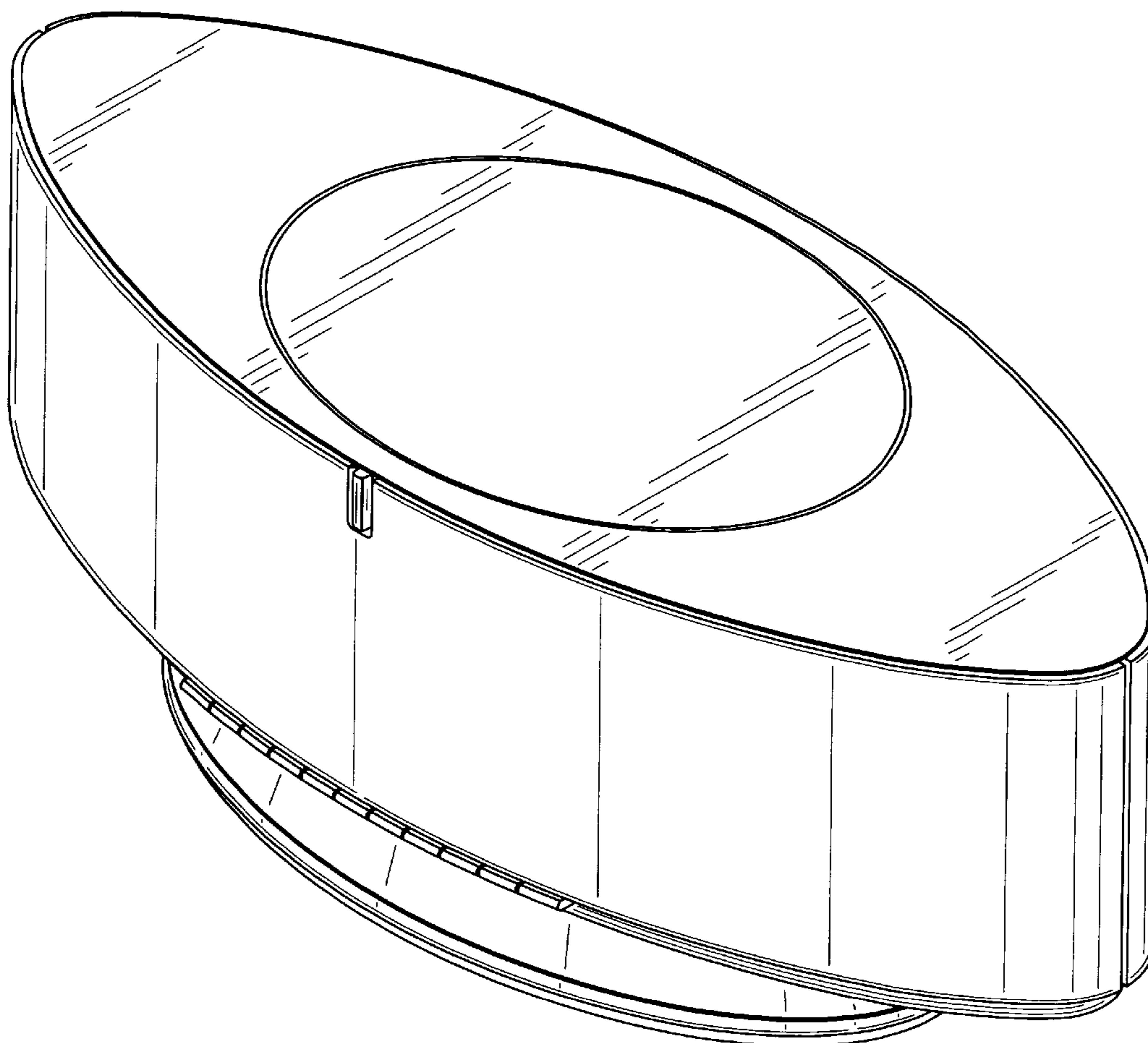
(57) **CLAIM**

The ornamental design for a disc player, as shown.

DESCRIPTION

FIG. 1 is a perspective view of a disc player showing my new design;
FIG. 2 is a front elevational view thereof;
FIG. 3 is a rear elevational view thereof;
FIG. 4 is a left side elevational view thereof;
FIG. 5 is a right side elevational view thereof;
FIG. 6 is a top plan view thereof; and,
FIG. 7 is a bottom plan view thereof.

1 Claim, 6 Drawing Sheets



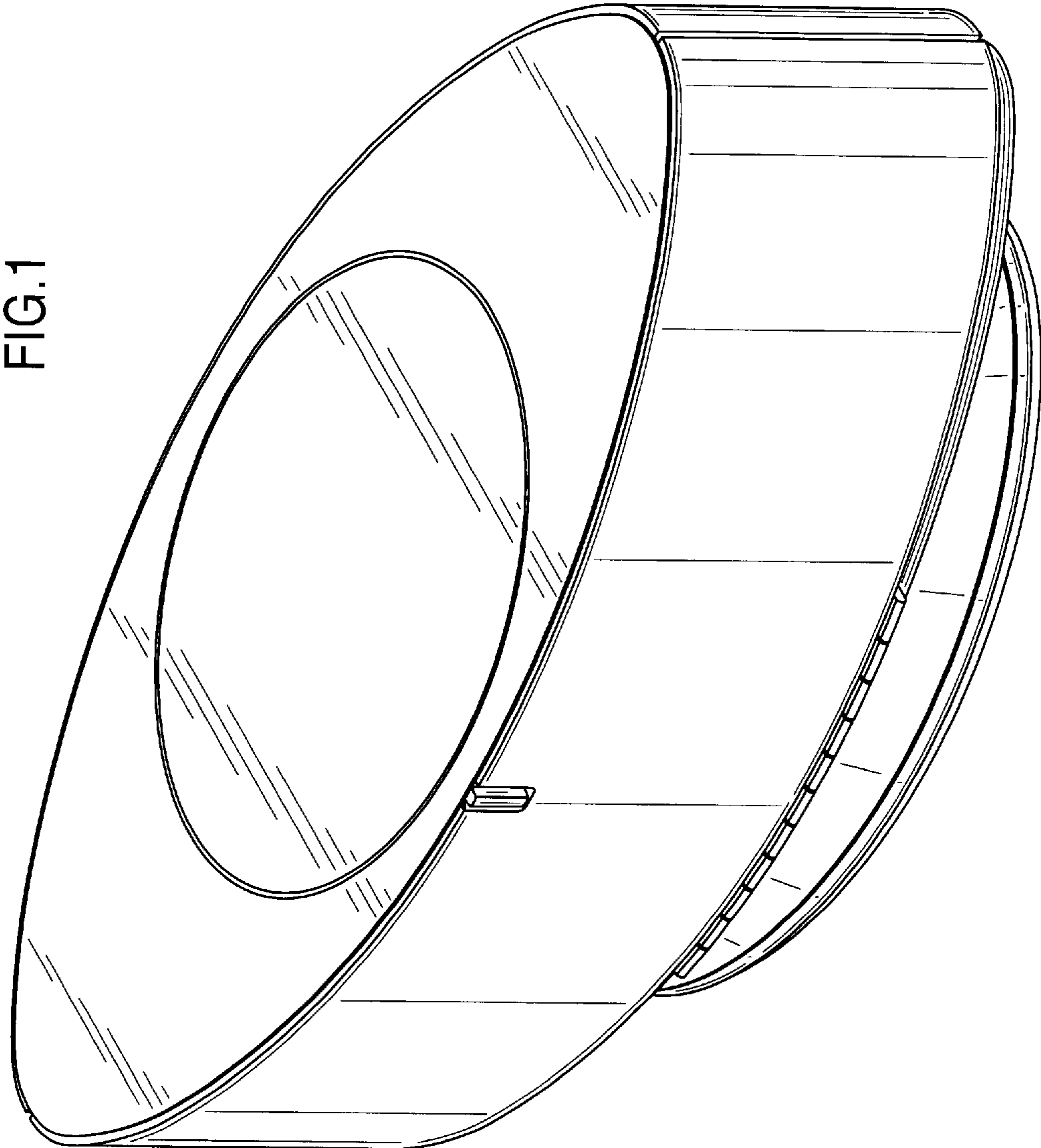


FIG. 1

FIG.2

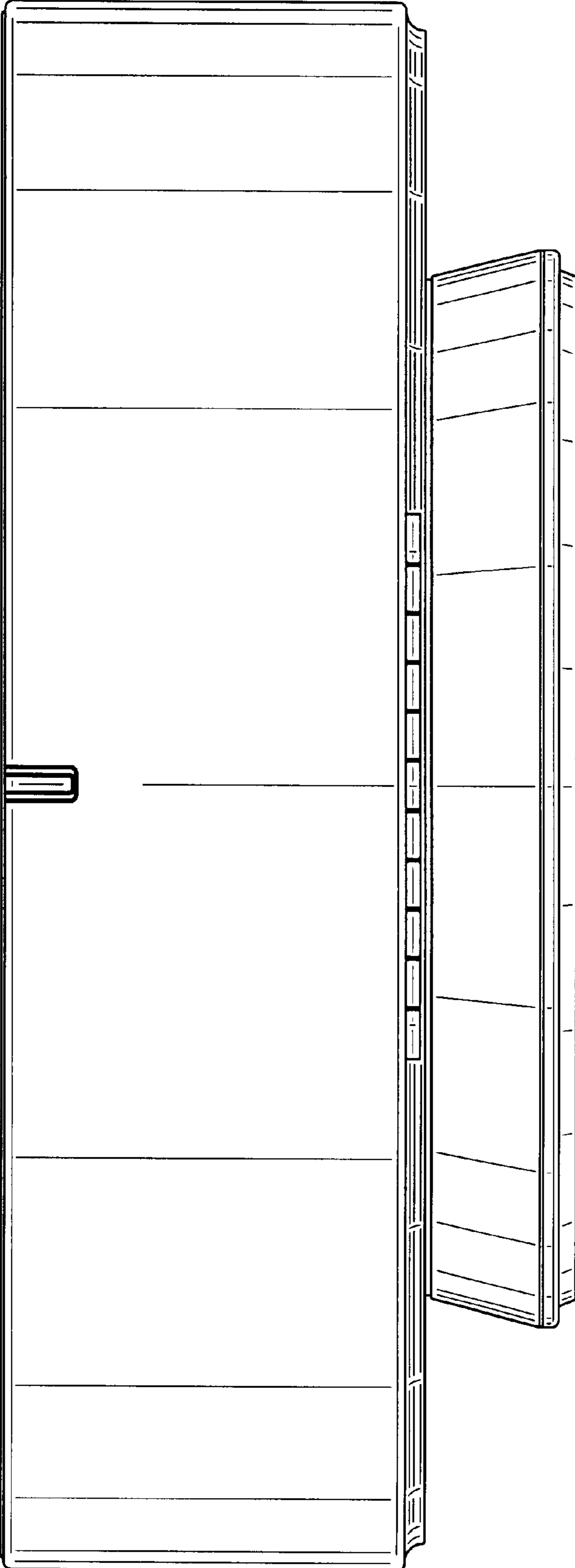


FIG.3




FIG.4




FIG.5




FIG.6

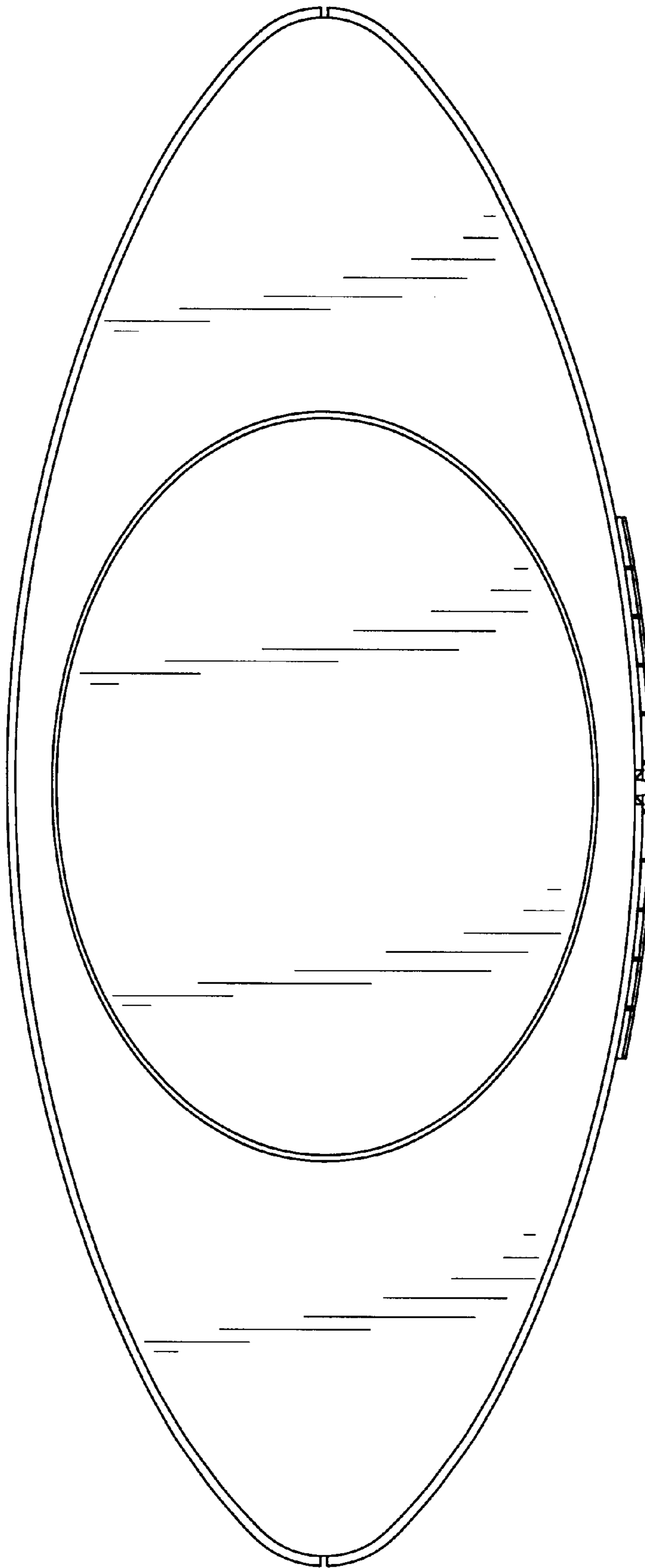


FIG. 7

