

US00D519959S

(12) **United States Design Patent**  
**Yoshitake et al.**

(10) **Patent No.:** **US D519,959 S**  
(45) **Date of Patent:** **\*\* May 2, 2006**

(54) **VIDEO DISK RECORDER**  
(75) Inventors: **Moriyasu Yoshitake**, Daito (JP); **Yasuo Takasu**, Tokyo (JP)

D432,111 S \* 10/2000 Takahashi ..... D14/156  
D437,303 S \* 2/2001 Hibino ..... D14/156  
D466,876 S \* 12/2002 Usami et al. .... D14/136  
D479,519 S \* 9/2003 Hisatsune ..... D14/168

(73) Assignee: **Funai Electric Company Limited**,  
Osaka (JP)

\* cited by examiner

(\*\*) Term: **14 Years**

*Primary Examiner*—Nanda Bondade  
(74) *Attorney, Agent, or Firm*—Sughrue Mion, PLLC

(21) Appl. No.: **29/214,266**

(57) **CLAIM**

(22) Filed: **Oct. 1, 2004**

The ornamental design for a video disk recorder, as shown.

(30) **Foreign Application Priority Data**

**DESCRIPTION**

Apr. 1, 2004 (JP) ..... 2004-010160

(51) **LOC (8) Cl.** ..... **14-01**

(52) **U.S. Cl.** ..... **D14/136**

(58) **Field of Classification Search** ..... D14/135–136,  
D14/156–157, 160–165, 167–168, 192–198,  
D14/188, 217, 257, 258, 445; 360/99.02,  
360/99.07; 369/75.11, 75.21, 77.21, 77.11;  
720/612, 619, 647, 655; 455/344, 347–351  
See application file for complete search history.


FIG. 1 is a perspective view of top, front and right side of a video disk recorder showing our new design;  
FIG. 2 is a front elevational view thereof;  
FIG. 3 is a rear elevational view thereof;  
FIG. 4 is a right side elevational view thereof;  
FIG. 5 is a left side elevational view thereof;  
FIG. 6 is a top plan view thereof;  
FIG. 7 is a bottom plan view thereof; and,  
FIG. 8 is a perspective view similar to FIG. 1 with the disk holding tray in the open position.

(56) **References Cited**


**U.S. PATENT DOCUMENTS**

5,859,828 A \* 1/1999 Ishibashi ..... 720/655

**1 Claim, 4 Drawing Sheets**




*FIG. 1*







*FIG. 2*




*FIG. 3*



*FIG. 4*




*FIG. 5*






*FIG. 6*



*FIG. 7*





*FIG. 8*

