



US00D519945S

(12) **United States Design Patent**
Kita

(10) **Patent No.:** **US D519,945 S**

(45) **Date of Patent:** **** May 2, 2006**

- (54) **TUNER FOR A TELEVISION SET**
- (75) Inventor: **Toshiyuki Kita**, Osaka-fu (JP)
- (73) Assignee: **Sharp Kabushiki Kaisha**, Osaka (JP)
- (**) Term: **14 Years**

- D433,393 S * 11/2000 Hisatsune D14/125
- D439,569 S * 3/2001 Kita D14/125
- D448,353 S * 9/2001 Chang D14/125
- D466,875 S * 12/2002 Kita D14/125
- D481,021 S * 10/2003 Hayashi et al. D14/125
- 6,744,623 B1 * 6/2004 Numano et al. 361/681
- 2003/0128495 A1 * 7/2003 Obert et al. 361/298.3
- 2003/0193871 A1 * 10/2003 Tobishima et al. 455/345

- (21) Appl. No.: **29/206,961**
- (22) Filed: **Jun. 8, 2004**

* cited by examiner

Primary Examiner—Raphael Barkai
(74) *Attorney, Agent, or Firm*—Nixon & Vanderhye, P.C.

(30) **Foreign Application Priority Data**

Dec. 11, 2003 (JP) 2003-036694

- (51) **LOC (8) Cl.** **14-03**
- (52) **U.S. Cl.** **D14/125**
- (58) **Field of Classification Search** D14/299,
D14/356, 361–363, 365, 466, 125, 126, 432,
D14/135–136, 239, 357; 348/460, 10; 361/690–696,
361/298.3, 681; 312/208.1, 223.2; 455/3.1–3.2,
455/6.1–6.3, 3.04, 345
See application file for complete search history.

(57) **CLAIM**

The ornamental design for a “tuner for a television set,” as shown and described.

DESCRIPTION


FIG. 1 is a top, front right side perspective view of a tuner for a television set according to my design;
FIG. 2 is a front elevational view thereof;
FIG. 3 is a rear elevational view thereof;
FIG. 4 is a right side elevational view thereof.
FIG. 5 is a left side elevational view thereof;
FIG. 6 is a top plan view thereof; and,
FIG. 7 is a bottom plan view thereof.

(56) **References Cited**

U.S. PATENT DOCUMENTS

- D391,950 S * 3/1998 Takami et al. D14/125
- D407,393 S * 3/1999 Kazama D14/356

1 Claim, 3 Drawing Sheets






Fig. 1




Fig. 2

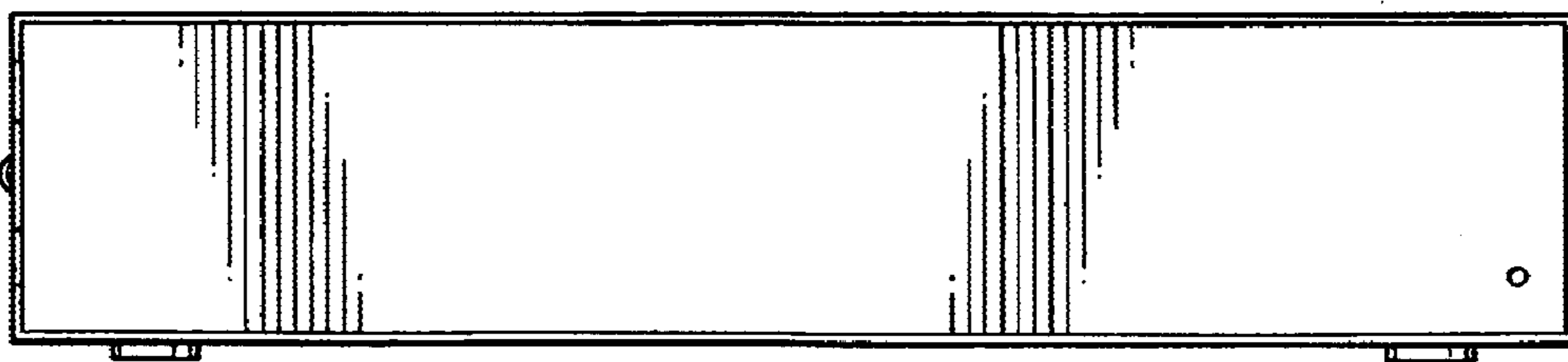


Fig. 3

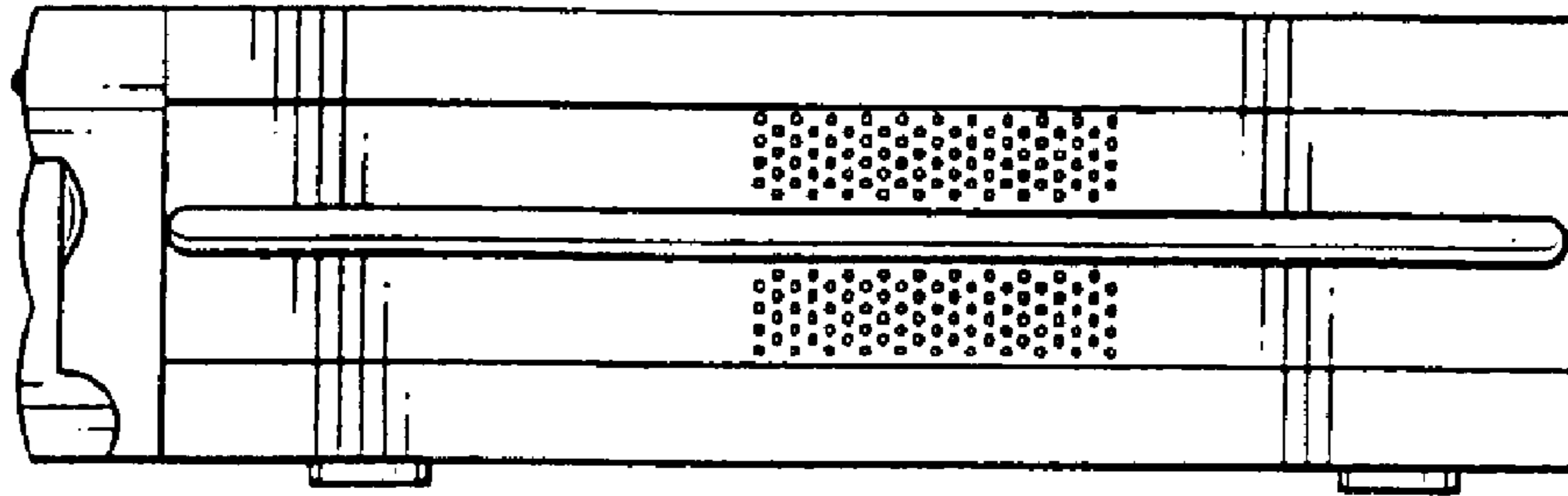


Fig. 4

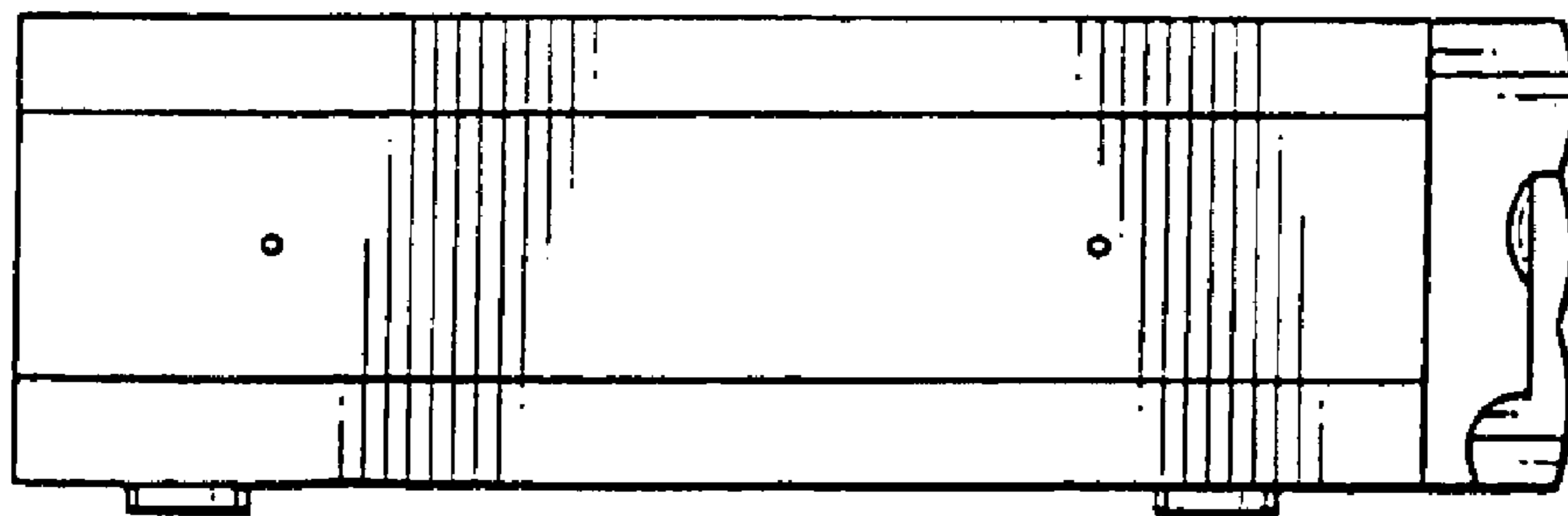


Fig. 5

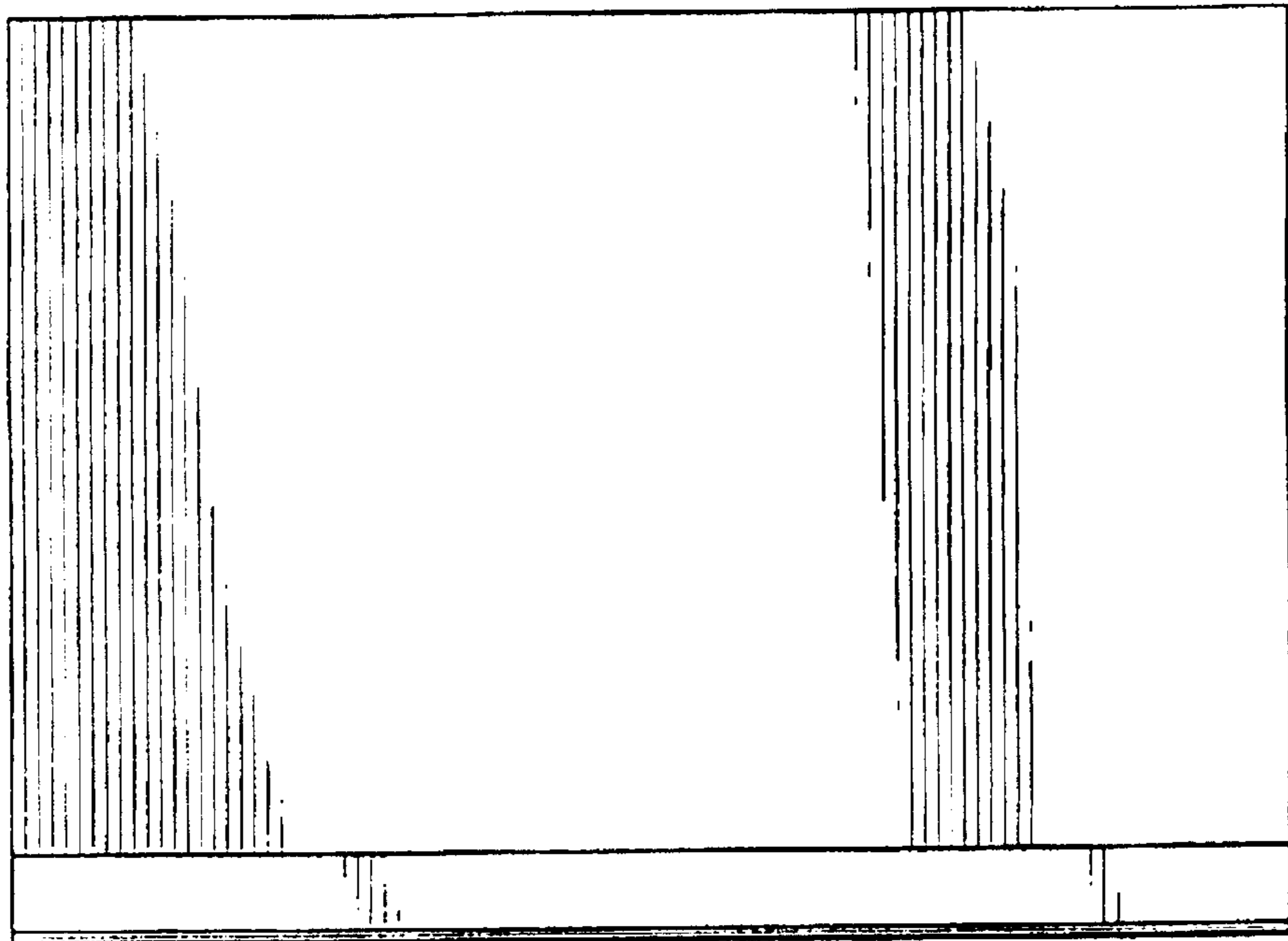


Fig. 6

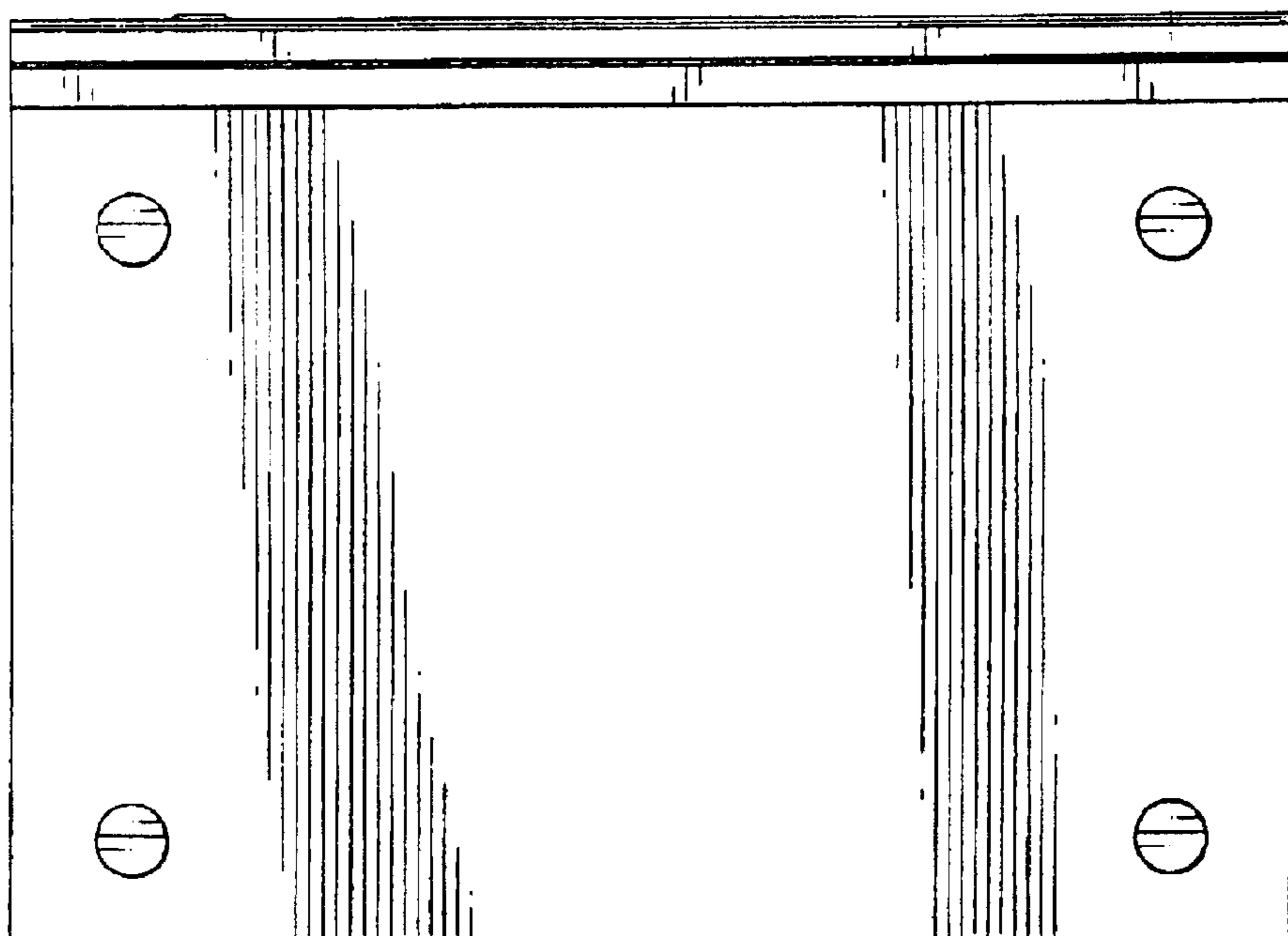


Fig. 7