



US00D519944S

(12) **United States Design Patent** (10) **Patent No.:** **US D519,944 S**  
**Ottens** (45) **Date of Patent:** **\*\* May 2, 2006**

(54) **HANDLE MAGNET**  
(75) Inventor: **Corey J. Ottens**, Morrison, IL (US)  
(73) Assignee: **National Manufacturing Company**,  
Sterling, IL (US)  
(\*\*) Term: **14 Years**

D391,231 S 2/1998 Cervený  
5,999,074 A 12/1999 Coleman, Jr. et al.  
6,041,717 A 3/2000 Kubat  
6,124,777 A 9/2000 Snider  
6,267,487 B1 \* 7/2001 Tucker et al. .... 362/382  
6,347,456 B1 \* 2/2002 Jones et al. .... 30/491  
6,677,845 B1 \* 1/2004 Fader et al. .... 335/285  
6,739,021 B1 \* 5/2004 Rabello ..... 16/430  
D502,450 S \* 3/2005 Rundt et al. .... D13/183

(21) Appl. No.: **29/164,505**  
(22) Filed: **Jul. 25, 2002**

**FOREIGN PATENT DOCUMENTS**

**Related U.S. Application Data**

(63) Continuation of application No. 29/160,226, filed on May 8,  
2002, now abandoned.  
(51) **LOC (8) Cl.** ..... **13-03**  
(52) **U.S. Cl.** ..... **D13/183**  
(58) **Field of Classification Search** ..... D13/183;  
D8/40; D21/404; 30/491; 81/24; 108/44;  
248/206.5; 294/65.5; 335/285  
See application file for complete search history.

DE 800 761 12/1950  
DE 1 265 950 4/1968  
DE 2 512 470 A1 10/1976  
DE 229726 6 2/1983  
FR 1.214.446 4/1960  
GB 639039 6/1950  
GB 1 500 553 2/1978  
GB 2 295 491 A 6/1996  
GB 2 329 282 A 3/1999

\* cited by examiner

*Primary Examiner*—Stella Reid  
*Assistant Examiner*—Selina Sikder  
(74) *Attorney, Agent, or Firm*—Marshall, Gerstein & Borun  
LLP

(56) **References Cited**

**U.S. PATENT DOCUMENTS**

D19,896 S 6/1890 Weston  
D47,812 S 9/1915 Cutten  
2,405,655 A 8/1946 Kehoe  
2,954,257 A 9/1960 Besuch et al.  
2,970,003 A 1/1961 Heath, Jr. et al.  
D197,560 S \* 2/1964 Kosinski ..... D13/183  
3,384,408 A 5/1968 Furzey  
3,646,492 A 2/1972 Westermann  
4,017,386 A 4/1977 Barry  
4,105,239 A 8/1978 Akczinski, Sr.  
D256,543 S 8/1980 George  
D273,205 S 3/1984 Sahler  
D273,206 S 3/1984 Sahler  
4,802,702 A 2/1989 Bownds  
4,904,376 A 2/1990 Haase  
D307,745 S 5/1990 Adams  
5,065,537 A 11/1991 Bailey  
5,395,148 A 3/1995 Jameson et al.  
5,408,818 A 4/1995 Damron  
D383,666 S 9/1997 Adams

(57) **CLAIM**

The ornamental design for a “handle magnet,” as shown and described.

**DESCRIPTION**

FIG. 1 is a side elevational view of the handle magnet, the left elevational view being a mirror image thereof; FIG. 2 is a front view of the handle magnet shown in FIG. 1; FIG. 3 is a rear view of the handle magnet shown in FIG. 1; FIG. 4 is a plan view of the handle magnet shown in FIG. 1; and, FIG. 5 is a bottom view of the handle magnet shown FIG. 1. The ribs shown in phantom lines in FIGS. 1–5 are for illustrative purposes only and form no part of the claimed design.

**1 Claim, 2 Drawing Sheets**

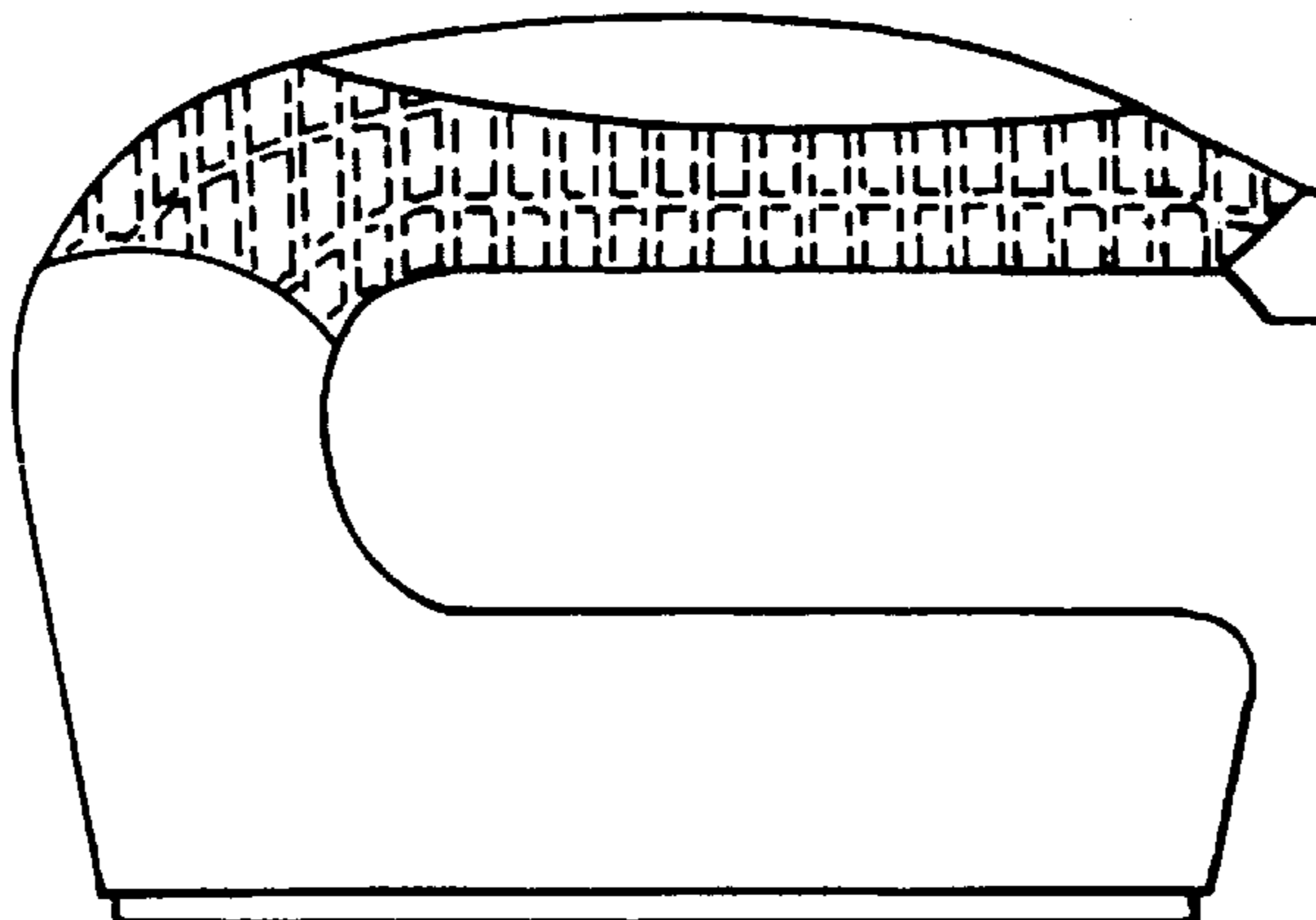


FIG. 1

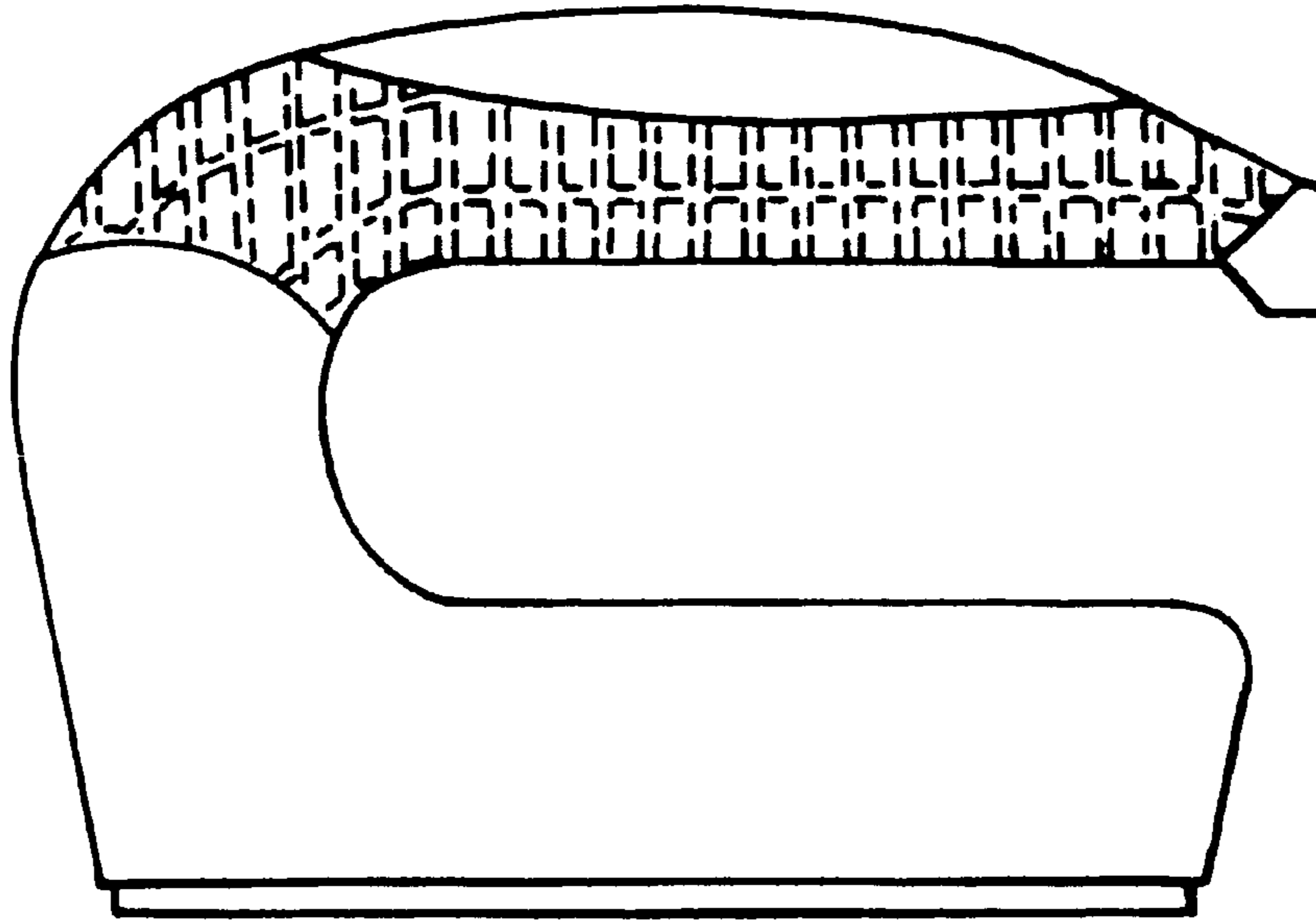


FIG. 2




FIG. 3




FIG. 4




FIG. 5

