



US00D519939S

(12) **United States Design Patent**
Hedderich et al.

(10) **Patent No.:** **US D519,939 S**

(45) **Date of Patent:** **** May 2, 2006**

(54) **DECORA-SIZED WALL-MOUNTED 3-BUTTON KEYPAD**

(75) Inventors: **Richard C. Hedderich**, Sandy, UT (US); **Roger T. Johnsen**, Salt Lake City, UT (US)

(73) Assignee: **Control4 Corporation**, Draper, UT (US)

(**) Term: **14 Years**

(21) Appl. No.: **29/212,776**

(22) Filed: **Sep. 7, 2004**

(51) **LOC (8) Cl.** **13-03**

(52) **U.S. Cl.** **D13/164; D13/162**

(58) **Field of Classification Search** D13/162, D13/164; 174/53, 66; 200/5 A, 5 R, 295, 200/308, 310, 313, 314, 329, 340
See application file for complete search history.

(56) **References Cited**

U.S. PATENT DOCUMENTS

4,757,168 A	*	7/1988	Fujiyoshi et al.	200/296
D315,145 S	*	3/1991	Pearlman et al.	D13/169
5,036,168 A	*	7/1991	Kikuchi et al.	200/5 R
D331,741 S	*	12/1992	Fujiyoshi	D13/169

D331,742 S	*	12/1992	Fujiyoshi	D13/169
D331,743 S	*	12/1992	Fujiyoshi	D13/169
5,445,539 A	*	8/1995	Dale	439/535
D394,042 S	*	5/1998	Hwang	D13/171
D450,043 S	*	11/2001	Mosebrook	D13/171

* cited by examiner

Primary Examiner—Stella Reid
Assistant Examiner—Selina Sikder

(74) *Attorney, Agent, or Firm*—Thorpe North & Western LLP

(57) **CLAIM**

The ornamental design for a decora-sized wall-mounted 3-button keypad, as shown and described.

DESCRIPTION

FIG. 1 is an elevated, perspective view of a decora-sized wall-mounted 3-button keypad in accordance with our invention;

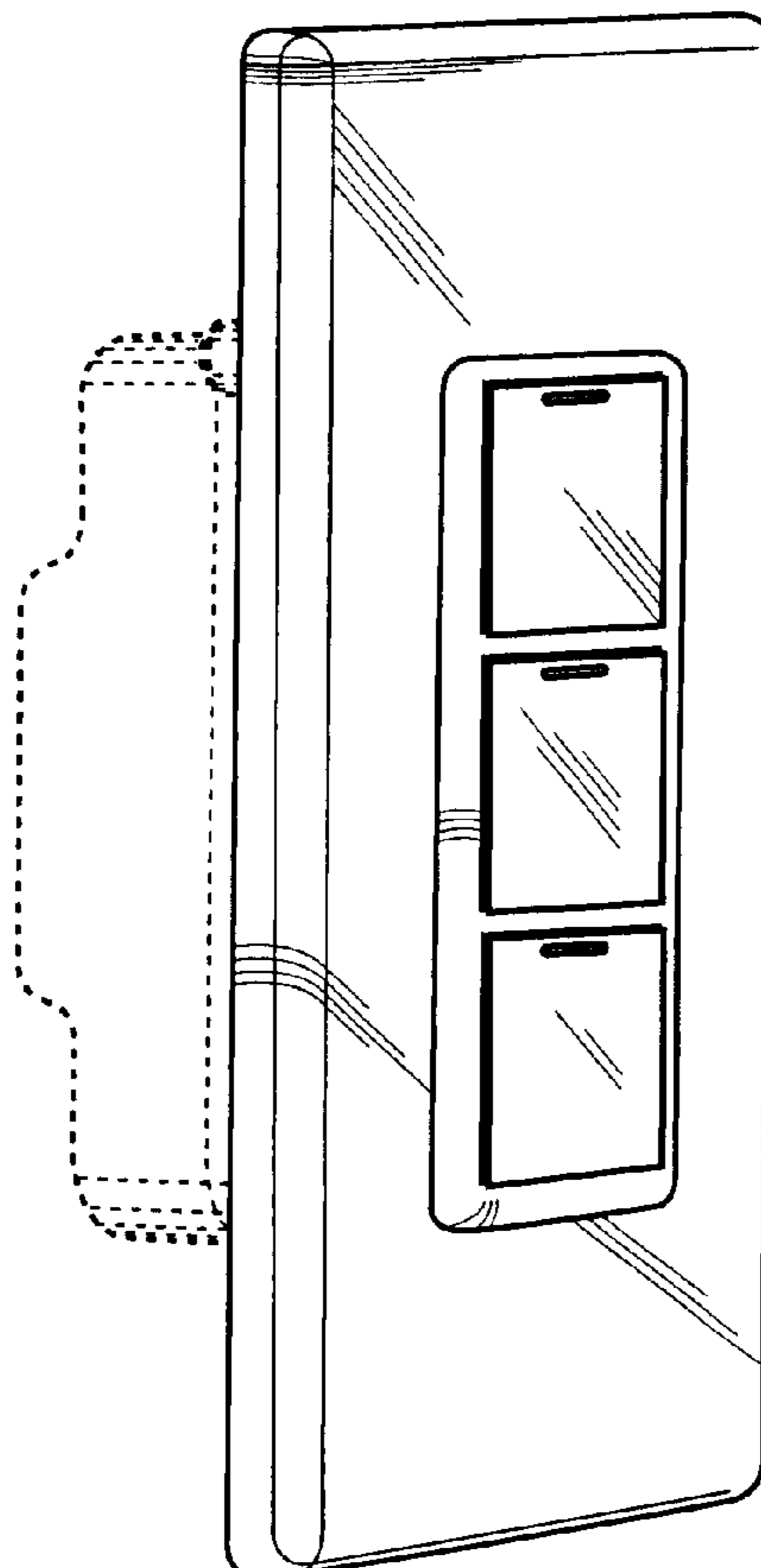
FIG. 2 is a front view thereof;

FIG. 3 is a side view thereof; and,

FIG. 4 is a top view of our invention as shown in FIG. 1.

The broken lines in FIGS. 1, 3, and 4 are included for the purpose of illustrating a portion of the keypad that forms no part of the claimed design.

1 Claim, 4 Drawing Sheets



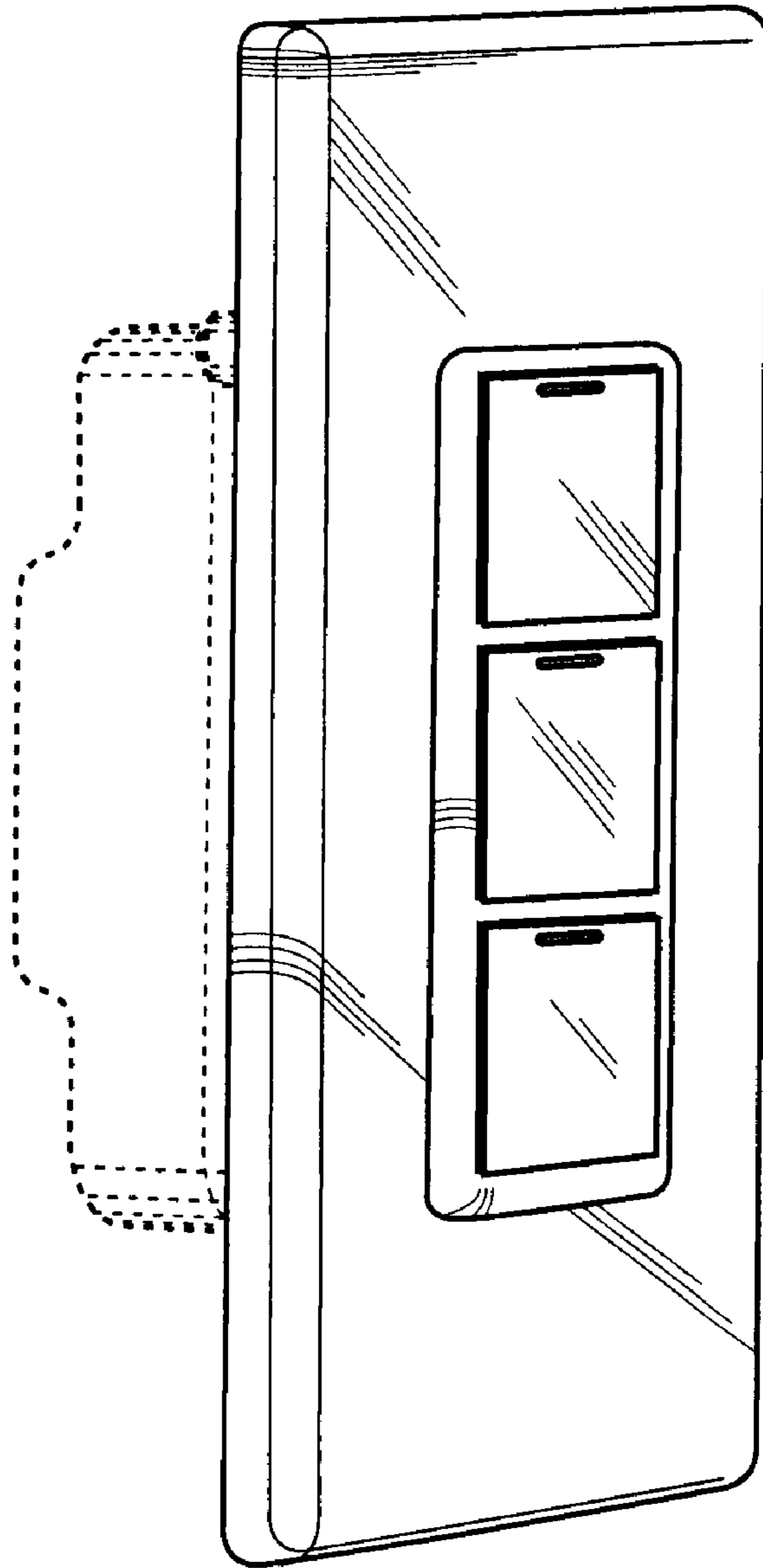


Fig. 1

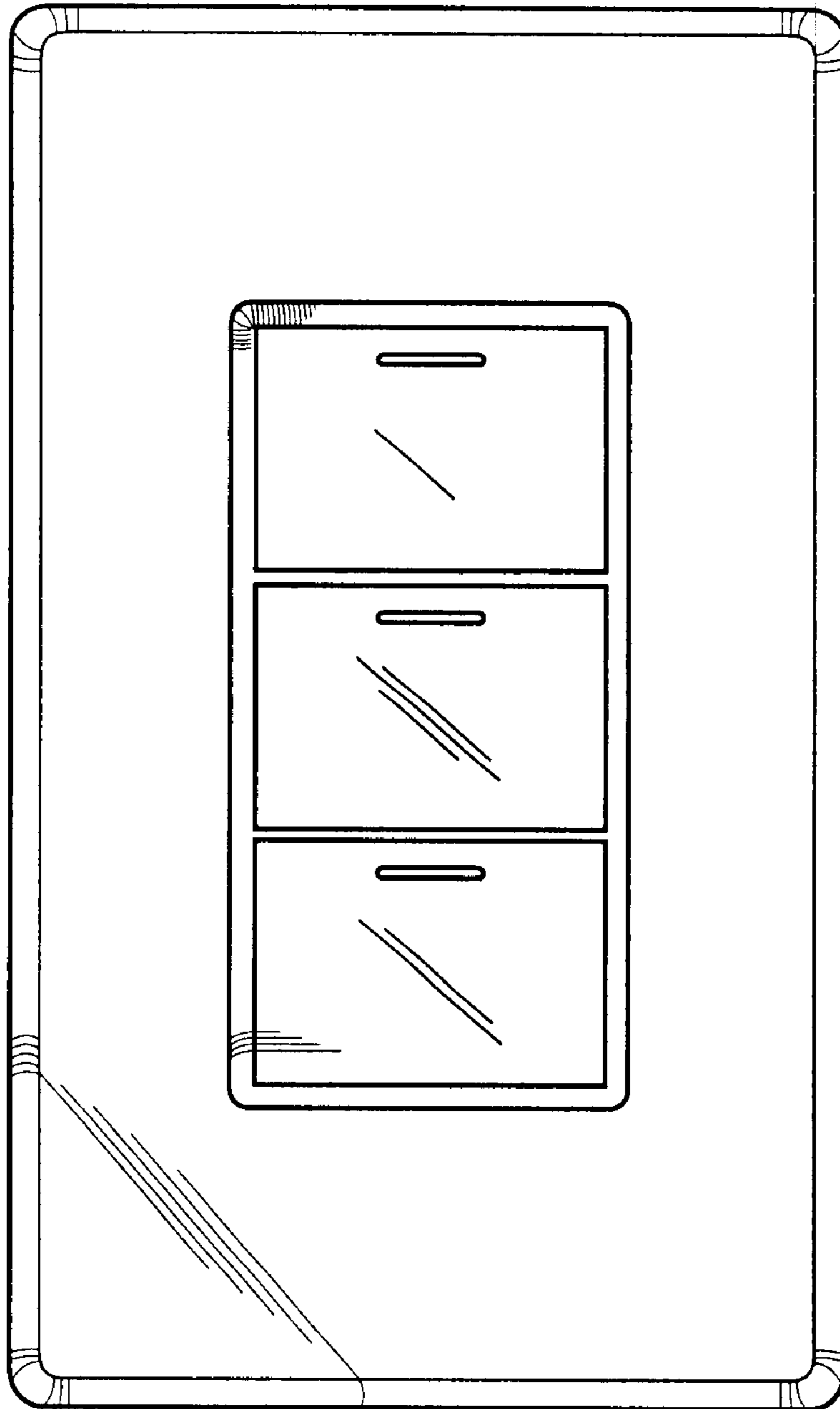


Fig. 2

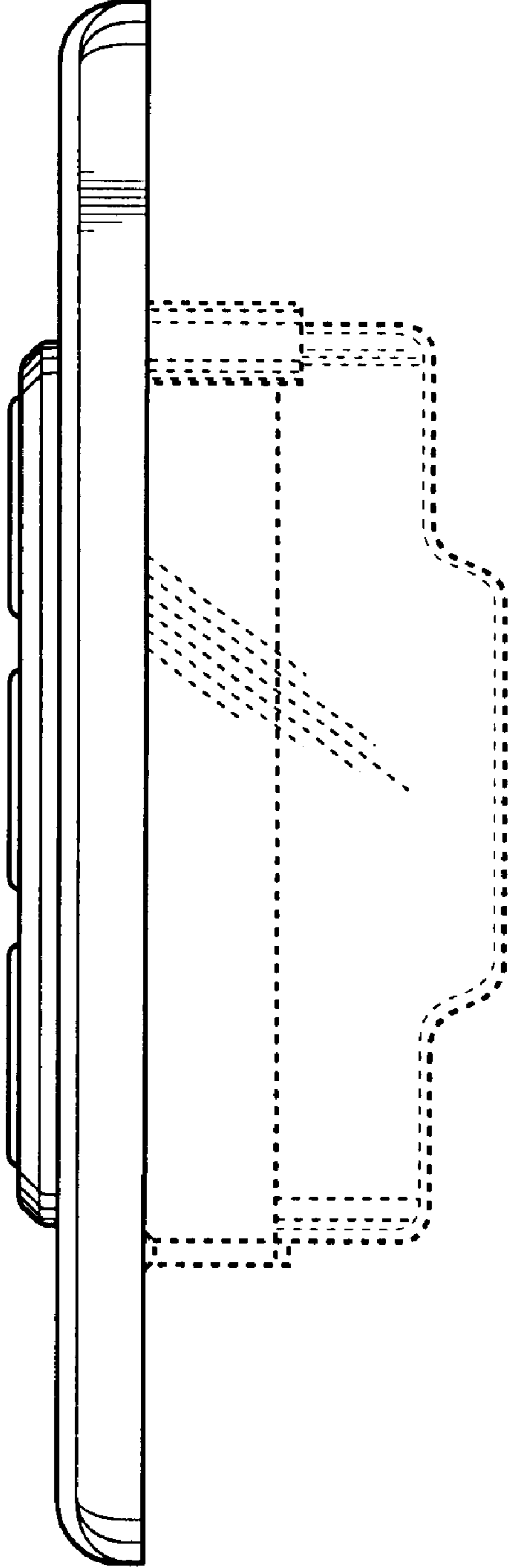


Fig. 3

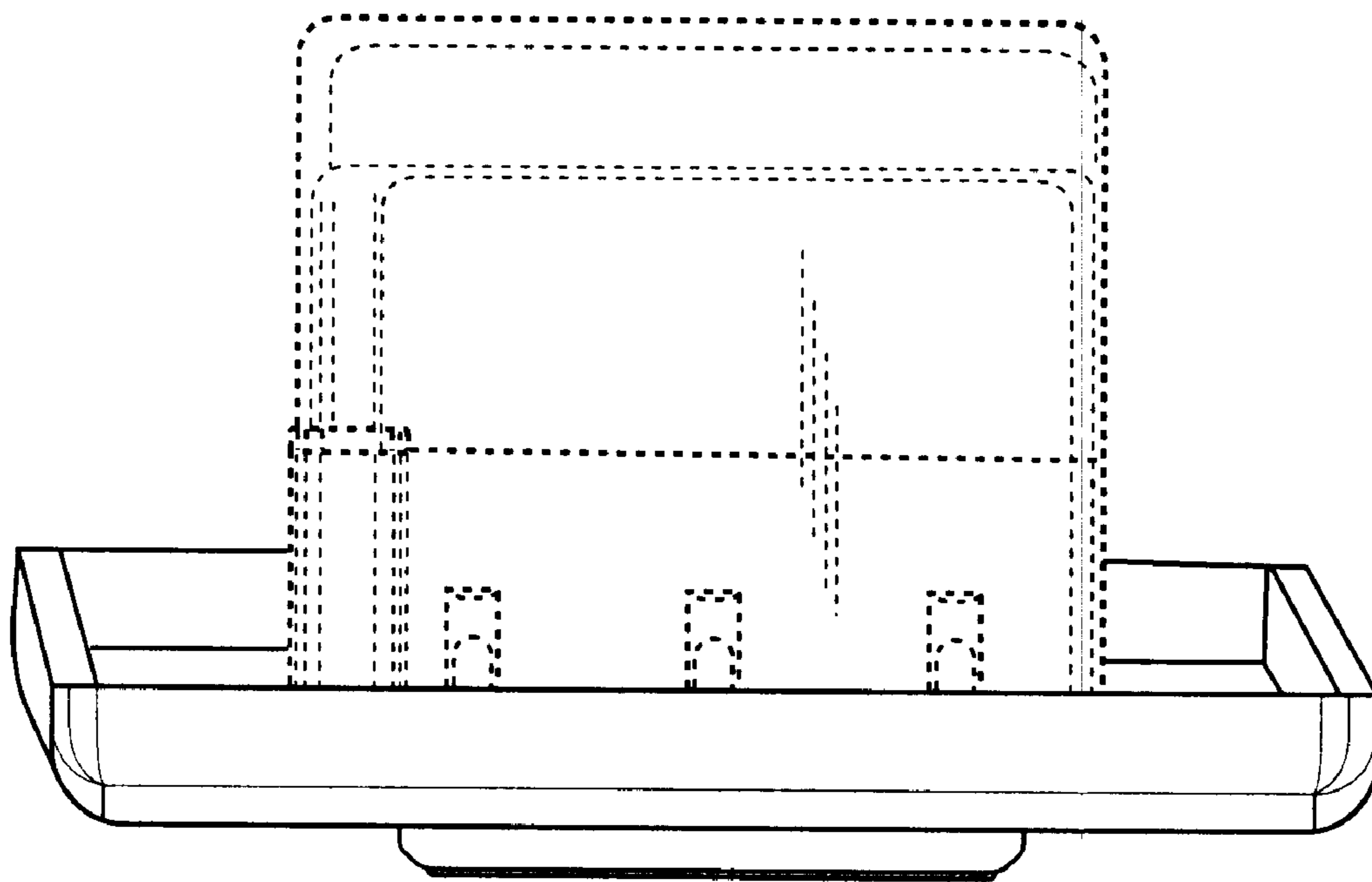


Fig. 4