



US00D519933S

(12) **United States Design Patent**
Suckle et al.

(10) **Patent No.:** **US D519,933 S**

(45) **Date of Patent:** **** May 2, 2006**

(54) **CABLE HEAD**

(75) Inventors: **Mitchell Suckle**, Long Beach, CA (US); **Ernesto Quinteros**, Los Angeles, CA (US); **Jay Victor**, Redondo Beach, CA (US); **David Goetz**, Los Angeles, CA (US)

(73) Assignee: **Belkin Corporation**, Compton, CA (US)

(**) Term: **14 Years**

(21) Appl. No.: **29/196,899**

(22) Filed: **Jan. 6, 2004**

(51) **LOC (8) Cl.** **13-03**

(52) **U.S. Cl.** **D13/155**

(58) **Field of Classification Search** D13/133, D13/146, 147, 151, 154-156; D14/433; 439/362, 439/365, 367, 476.1, 478, 527, 528, 606, 439/731, 901

See application file for complete search history.

(56) **References Cited**

U.S. PATENT DOCUMENTS

4,932,897 A	6/1990	Lee et al.
D320,001 S	9/1991	Hirabayashi
D323,643 S	2/1992	Lee
D329,223 S	9/1992	Lee
D367,036 S	2/1996	Lee
D412,883 S	8/1999	Nakazawa

D414,462 S	*	9/1999	Peterson et al.	D13/133
D425,023 S	*	5/2000	Awbrey	D13/133
D443,858 S		6/2001	Treiger et al.		
D445,092 S	*	7/2001	Lee	D13/146
D450,296 S		11/2001	Lee		
D472,523 S		4/2003	Hansen		
D473,194 S	*	4/2003	Lee	D13/154
D501,649 S	*	2/2005	Yang et al.	D13/133
D506,184 S	*	6/2005	Sirichai et al.	D13/154

* cited by examiner

Primary Examiner—Holly Baynham

Assistant Examiner—Cynthia M. Chin

(74) *Attorney, Agent, or Firm*—Bryan Cave LLP

(57) **CLAIM**

We claim the ornamental design for the cable head, as shown and described.

DESCRIPTION

FIG. 1 is a right side elevational view of a cable head, the left side elevational view being a mirror image of the right side elevational view;

FIG. 2 is a top planar view thereof, the bottom planar view being a mirror image of the top planar view;

FIG. 3 is a front elevational view thereof;

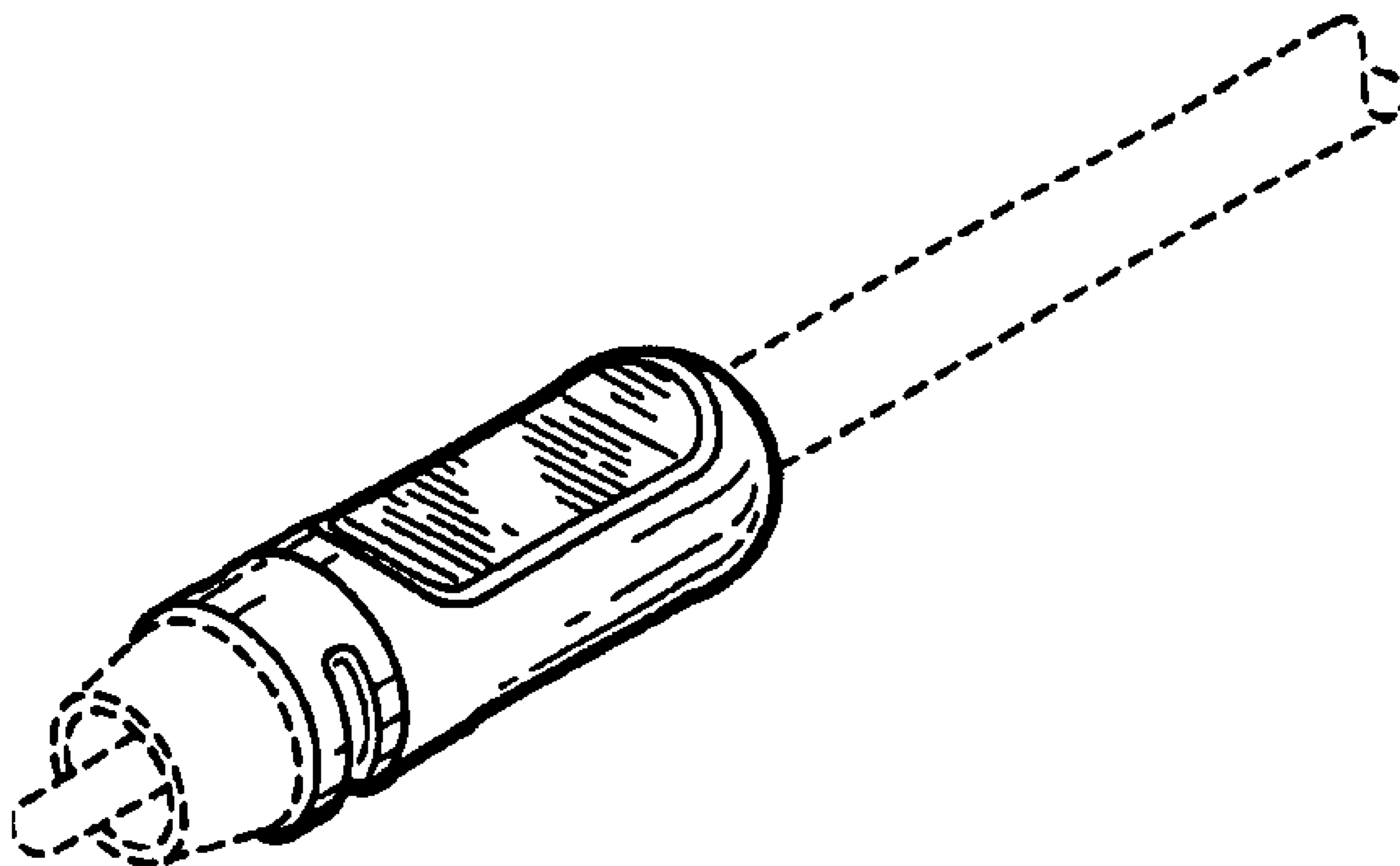
FIG. 4 is a rear elevational view thereof;

FIG. 5 is a front, right, top isometric view thereof; and,

FIG. 6 is a rear, right, top isometric view thereof.

The broken lines are for illustrative purposes only and form no part of the claimed design.

1 Claim, 2 Drawing Sheets



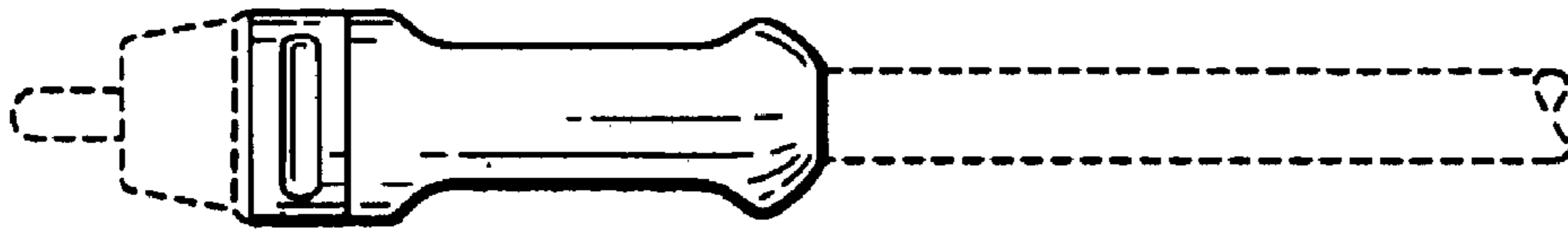


FIG. 1



FIG. 2

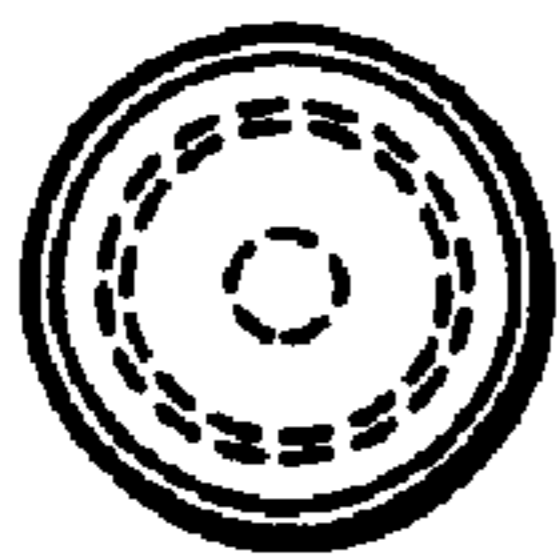


FIG. 3



FIG. 4

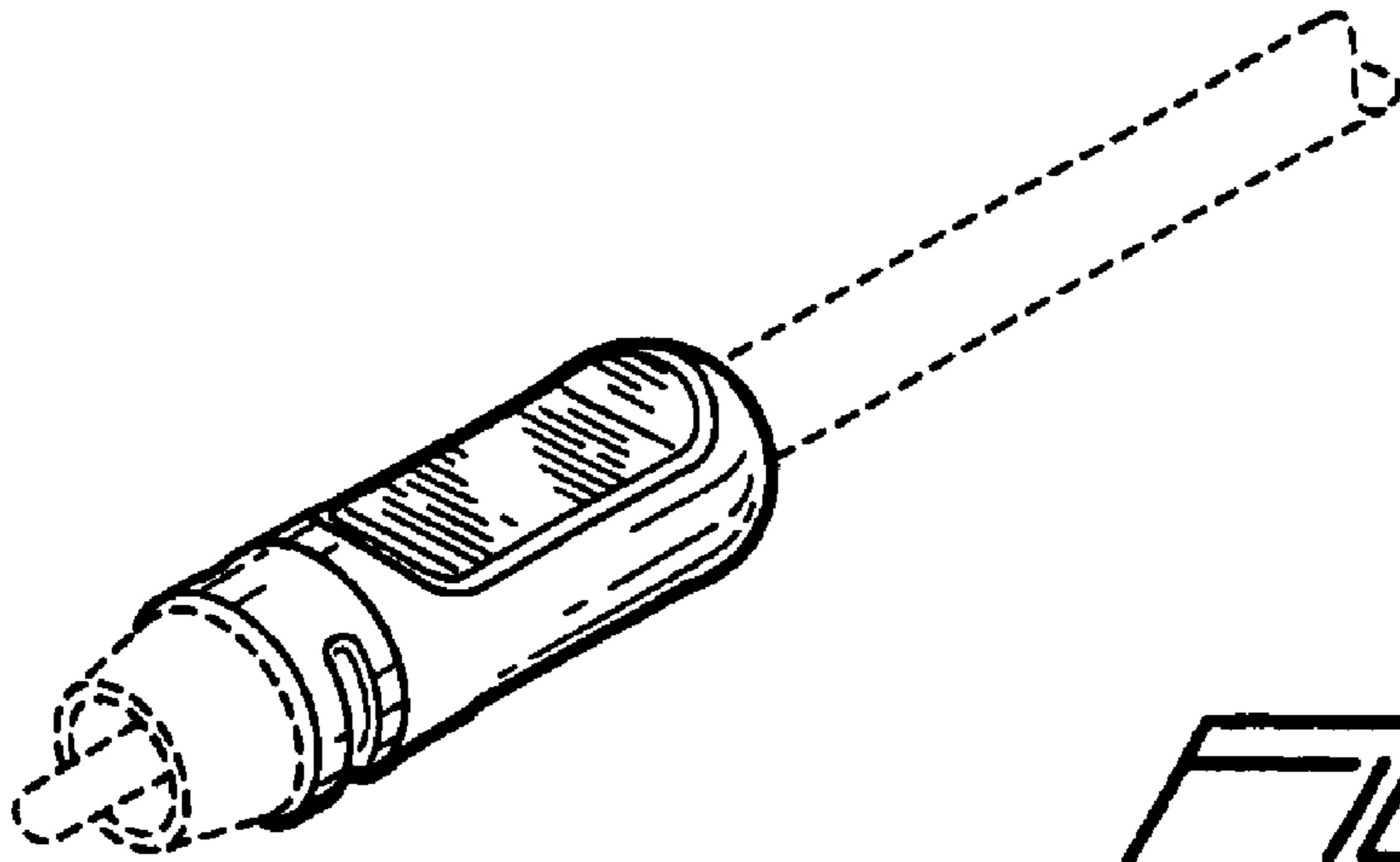


FIG. 5

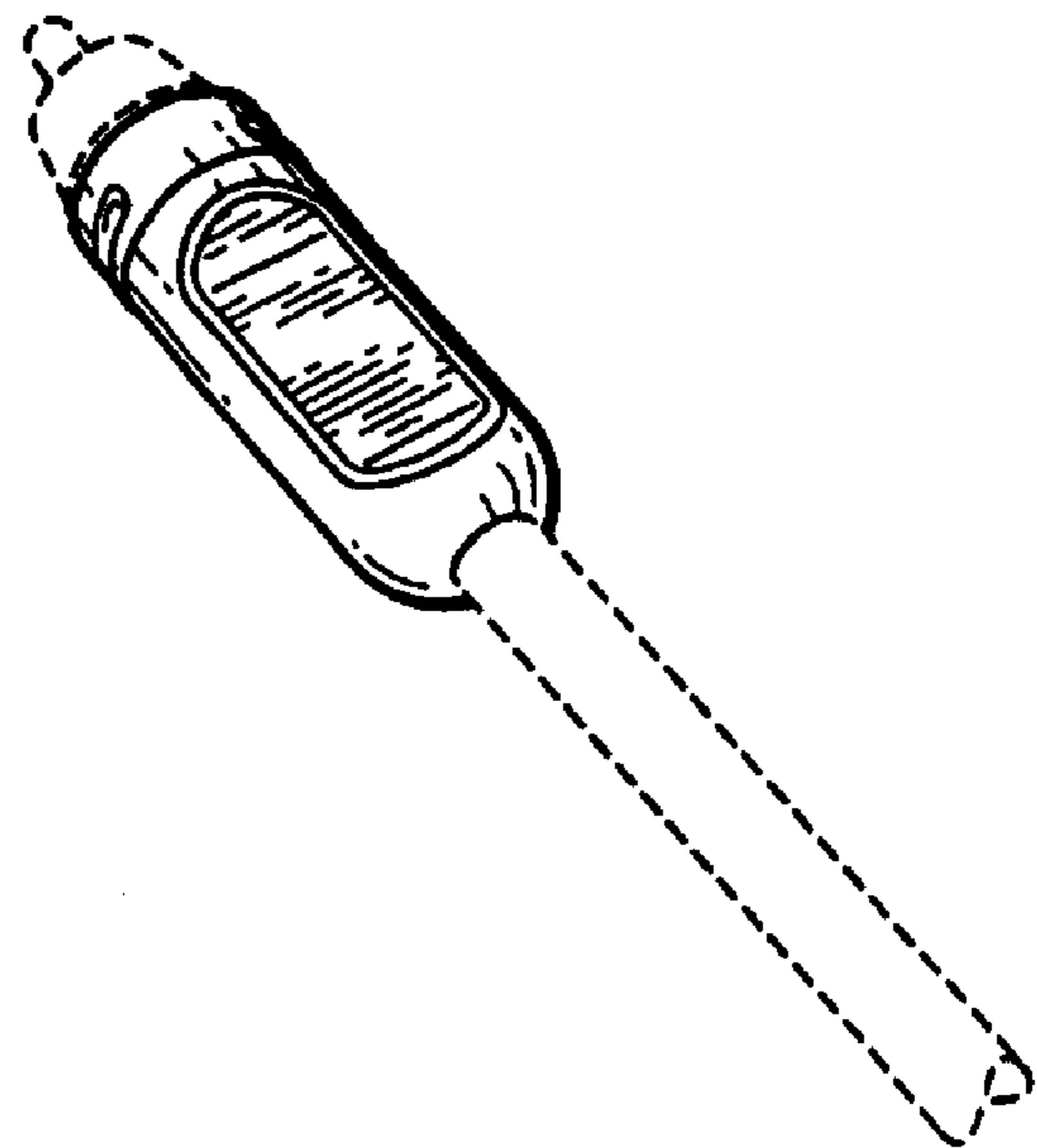


FIG. 6