



US00D519921S

(12) **United States Design Patent** (10) **Patent No.:** **US D519,921 S**
Claxton et al. (45) **Date of Patent:** **** May 2, 2006**

(54) **CHARGER DEVICE**

(75) Inventors: **Bruce A. Claxton**, Coral Springs, FL (US); **Micha Manassen**, Petah Tikva (IL); **Doron Ofek**, Petah Tikva, ISR (IL); **Scott H. Richards**, Plantation, FL (US); **Timothy J. Sweeney**, Austin, TX (US)

(73) Assignee: **Motorola, Inc.**, Schaumburg, IL (US)

(**) Term: **14 Years**

(21) Appl. No.: **29/219,195**

(22) Filed: **Dec. 14, 2004**

(51) **LOC (8) Cl.** **13-02**

(52) **U.S. Cl.** **D13/108**

(58) **Field of Classification Search** D13/107-110, D13/118-119, 184; D14/251, 253, 432, 434; D16/219, 237, 242; 320/107-115

See application file for complete search history.

(56) **References Cited**

U.S. PATENT DOCUMENTS

3,696,283 A * 10/1972 Ackley, III 320/110
D241,555 S * 9/1976 Goldman et al. D13/107
D278,704 S * 5/1985 Claxton et al. D13/107
D348,428 S * 7/1994 Gallagher et al. D13/108
D350,329 S * 9/1994 Lindeman et al. D13/107

D389,799 S * 1/1998 Somers D13/107
D397,084 S * 8/1998 Siddoway D13/107
D461,814 S * 8/2002 Felix et al. D14/434
D509,788 S * 9/2005 Schlieffers et al. D13/108
D510,562 S * 10/2005 Lodato et al. D13/108
2004/0080298 A1 * 4/2004 Maggert et al. 320/107

* cited by examiner

Primary Examiner—Alan P. Douglas

Assistant Examiner—Rosemary K. Tarcza

(74) *Attorney, Agent, or Firm*—Terri S. Hughes

(57) **CLAIM**

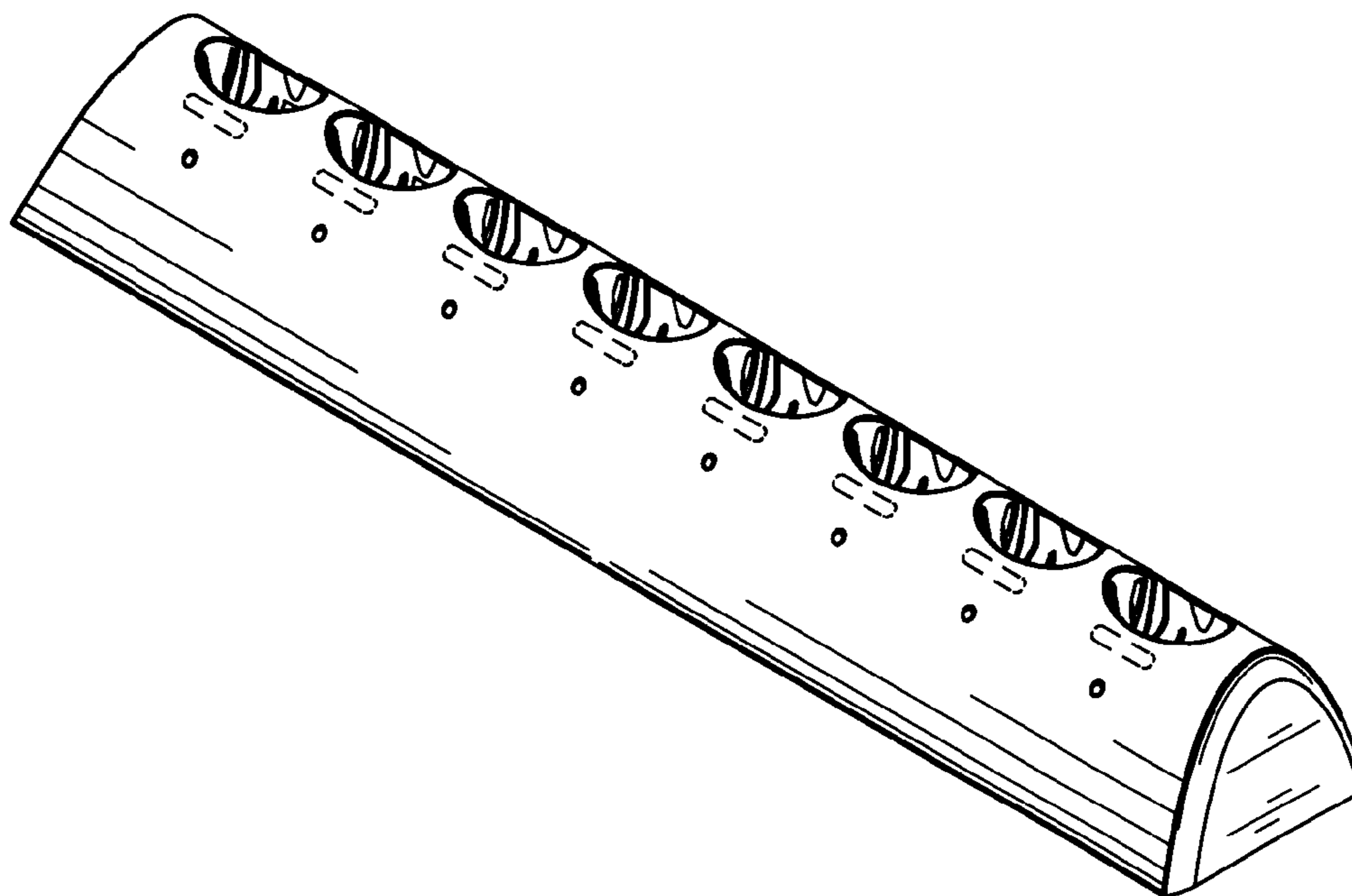
The ornamental design for a charger device, as shown and described.

DESCRIPTION

FIG. 1 is a front, top, right perspective view of the charger device showing our new design; FIG. 2 is a left view thereof; FIG. 3 is a right view thereof; FIG. 4 is a top view thereof; FIG. 5 is a bottom view thereof; FIG. 6 is a front thereof; and, FIG. 7 is a rear thereof.

The broken lines shown in FIGS. 1-7 are included for the purpose of illustrating environmental elements only and form no part of the claimed design.

1 Claim, 3 Drawing Sheets



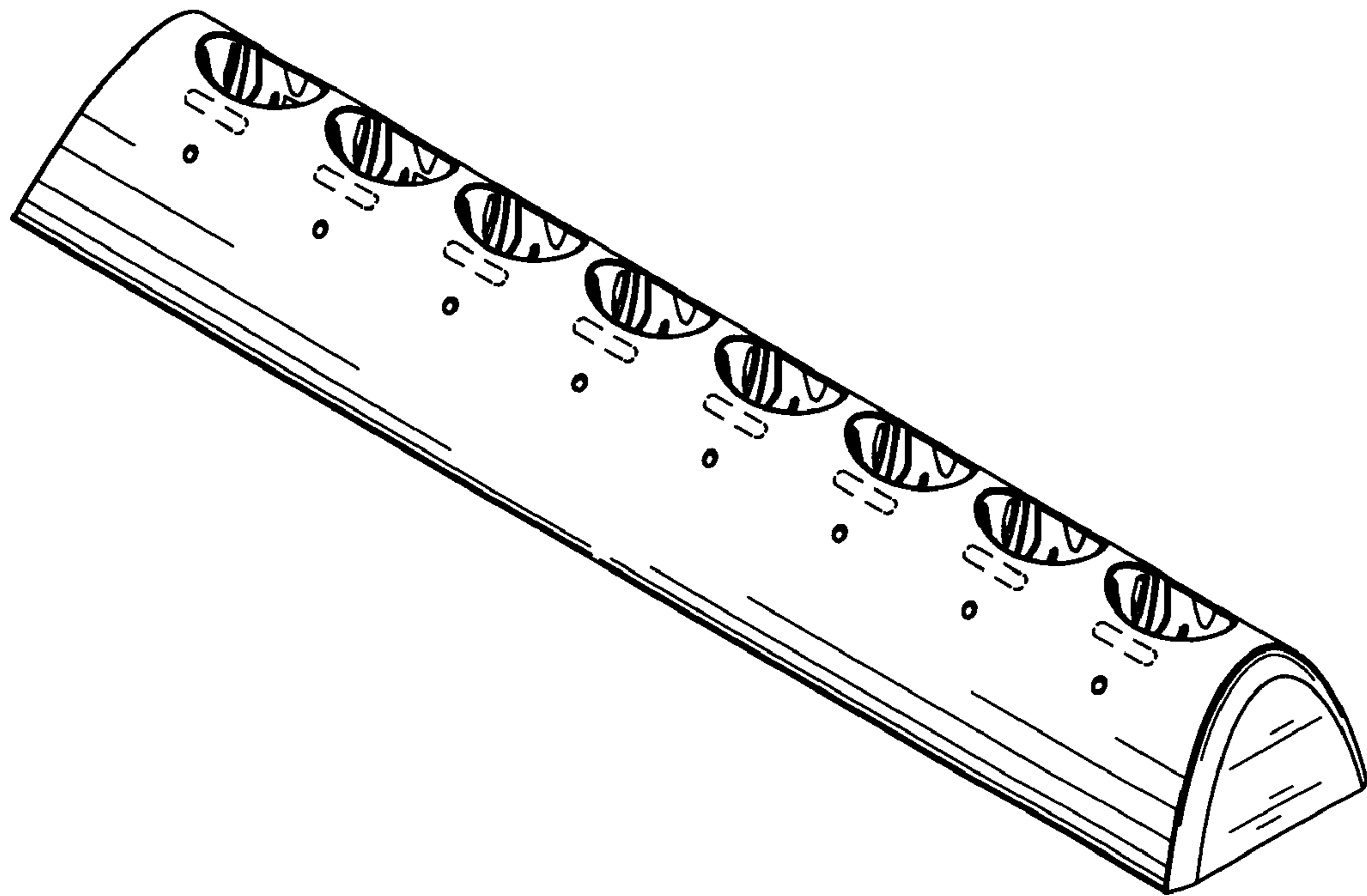


FIG. 1

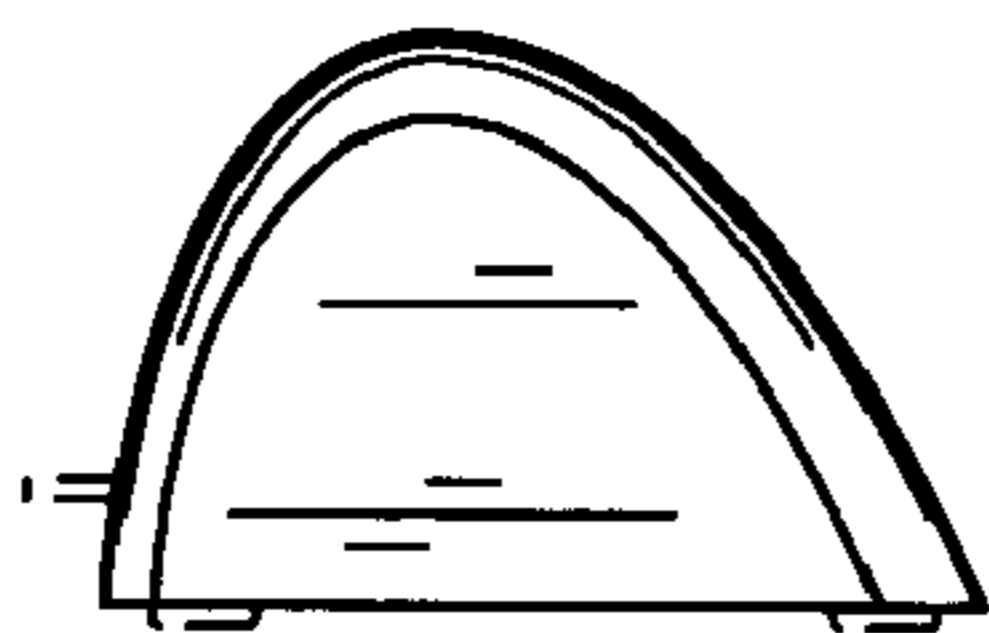


FIG. 2

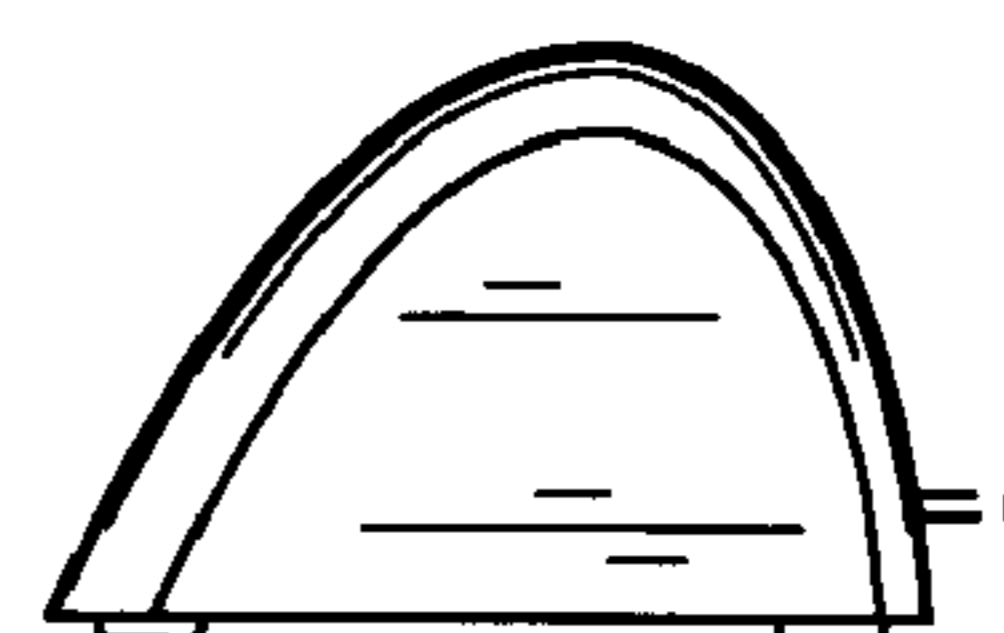


FIG. 3

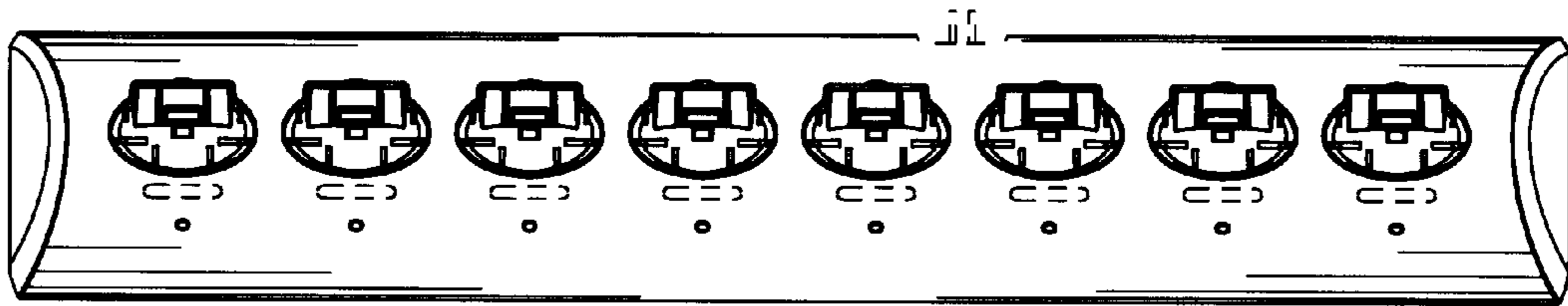


FIG. 4

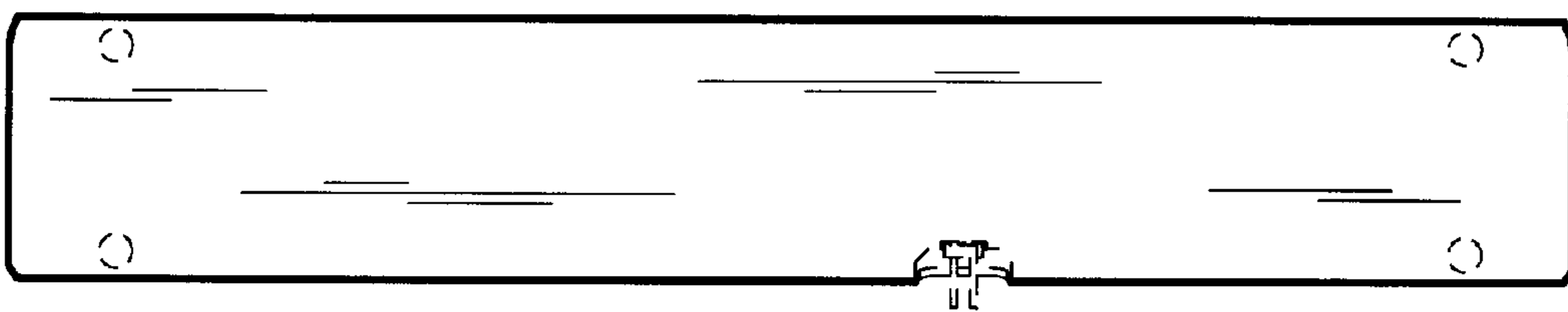


FIG. 5

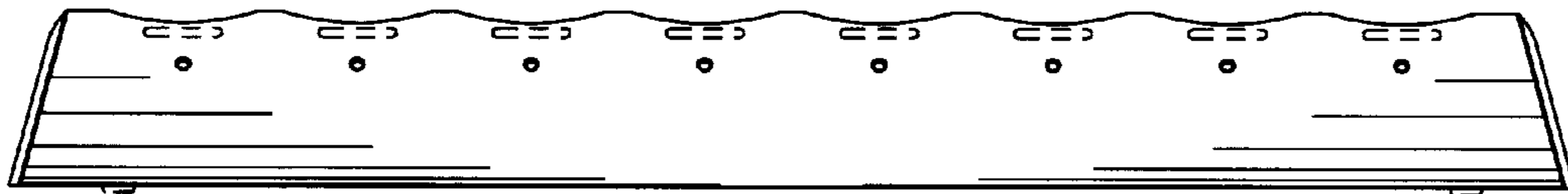


FIG. 6

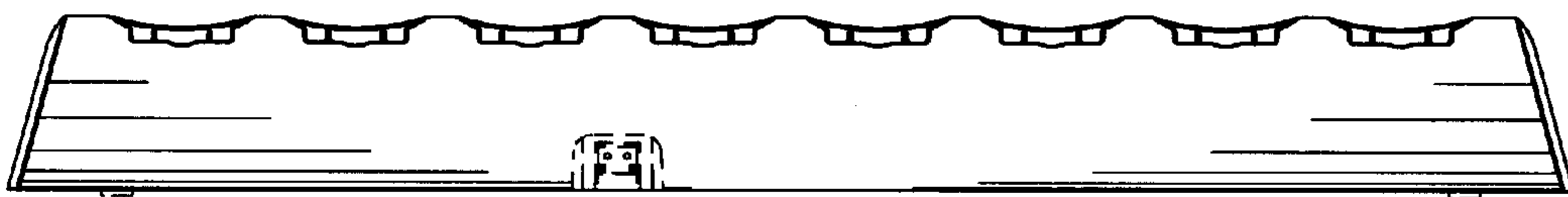


FIG. 7