



US00D519915S

(12) **United States Design Patent**
Eskandry

(10) **Patent No.:** **US D519,915 S**

(45) **Date of Patent:** **** May 2, 2006**

(54) **VEHICLE SEAT INSERT ACCESSORY ORGANIZER**

(76) Inventor: **Ezra D. Eskandry**, 3802 NE. 207th St.
TH-5, Aventura, FL (US) 33180

(**) Term: **14 Years**

(21) Appl. No.: **29/235,480**

(22) Filed: **Aug. 2, 2005**

(51) **LOC (8) Cl.** **12-16**

(52) **U.S. Cl.** **D12/417**

(58) **Field of Classification Search** D12/415-417,
D12/422; D3/216-228; D6/513-514, 611,
D6/553, 556, 359, 336, 356; 224/572, 275,
224/563, 539, 543, 277; 297/188.01-188.07,
297/188.12, 191; 296/37.8-37.16
See application file for complete search history.

D433,444 S	11/2000	Eskandry	D19/27
D434,366 S	11/2000	Eskandry	D12/417
D434,368 S	11/2000	Eskandry	D12/417
D434,803 S	12/2000	Eskandry	D19/78
D434,901 S	12/2000	Eskandry	D3/284
D435,511 S	12/2000	Eskandry	D12/417
D436,916 S	1/2001	Eskandry	D12/417
6,186,321 B1	2/2001	Eskandry	206/308.1
D444,749 S	7/2001	Eskandry	D12/191
D451,882 S	* 12/2001	Hassett et al.	D12/416
D494,534 S	* 8/2004	Hassett	D12/416

* cited by examiner

Primary Examiner—Stacia Cadmus

(74) *Attorney, Agent, or Firm*—Robert C. Kain, Jr.; Fleit Kain

(57) **CLAIM**

The ornamental design for a vehicle seat insert accessory organizer, as shown and described.

(56) **References Cited**

U.S. PATENT DOCUMENTS

D312,727 S	* 12/1990	Kunewalder	D12/416
D313,695 S	* 1/1991	Mawhinney et al.	D12/422
D318,641 S	* 7/1991	Schwartz	D12/422
D324,953 S	* 3/1992	Swanner	D12/416
5,379,929 A	1/1995	Eskandry	224/312
5,516,018 A	5/1996	Eskandry	224/312
D379,452 S	* 5/1997	Russell et al.	D12/416
5,653,364 A	8/1997	Eskandry	224/312
D383,112 S	* 9/1997	Patterson	D12/422
D389,115 S	* 1/1998	Alves et al.	D12/416
D413,299 S	* 8/1999	Hartmann et al.	D12/417
D419,520 S	* 1/2000	Bergh	D12/416
D430,205 S	8/2000	Eskandry	D19/33
D430,397 S	9/2000	Eskandry	D3/290
D430,534 S	* 9/2000	Golenz	D12/416
D432,075 S	* 10/2000	Hassett et al.	D12/416
D432,981 S	10/2000	Eskandry	D12/417
D433,064 S	10/2000	Eskandry	D19/78

DESCRIPTION

FIG. 1 is a front view of a vehicle seat insert accessory organizer.

FIG. 2 is a rear view of the vehicle seat insert accessory organizer.

FIG. 3 is a right side view of the vehicle seat insert accessory organizer.

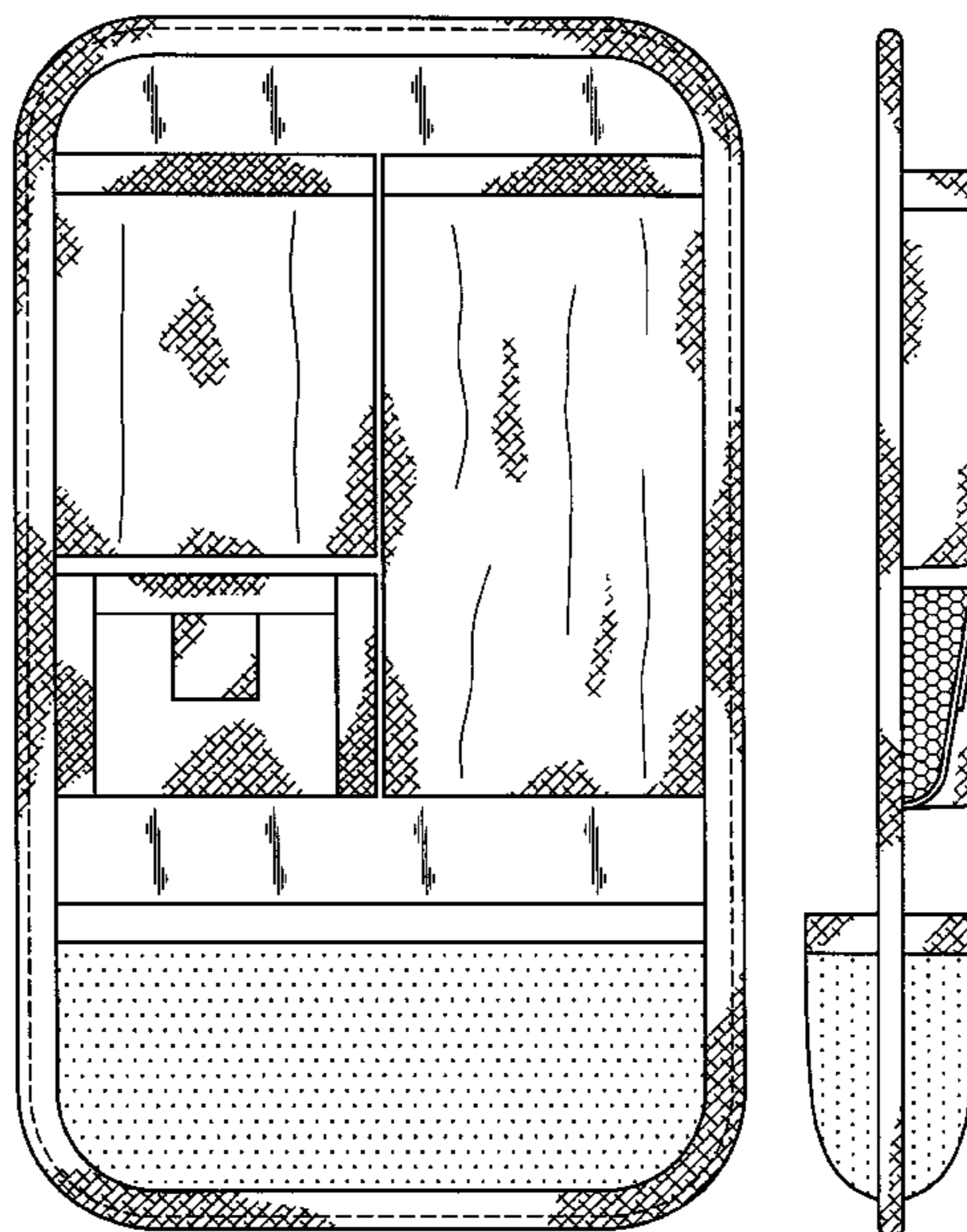
FIG. 4 is a left side view of the vehicle seat insert accessory organizer.

FIG. 5 is a bottom view of the vehicle seat insert accessory organizer; and,

FIG. 6 is a top view of the vehicle seat insert accessory organizer.

The cross hatched shading shown in FIGS. 1-6 is understood to cover the surface on which it is applied. The dashed lines shown on the vehicle seat insert accessory organizer in FIGS. 1 and 2 are understood to represent stitching.

1 Claim, 4 Drawing Sheets






FIG. 1

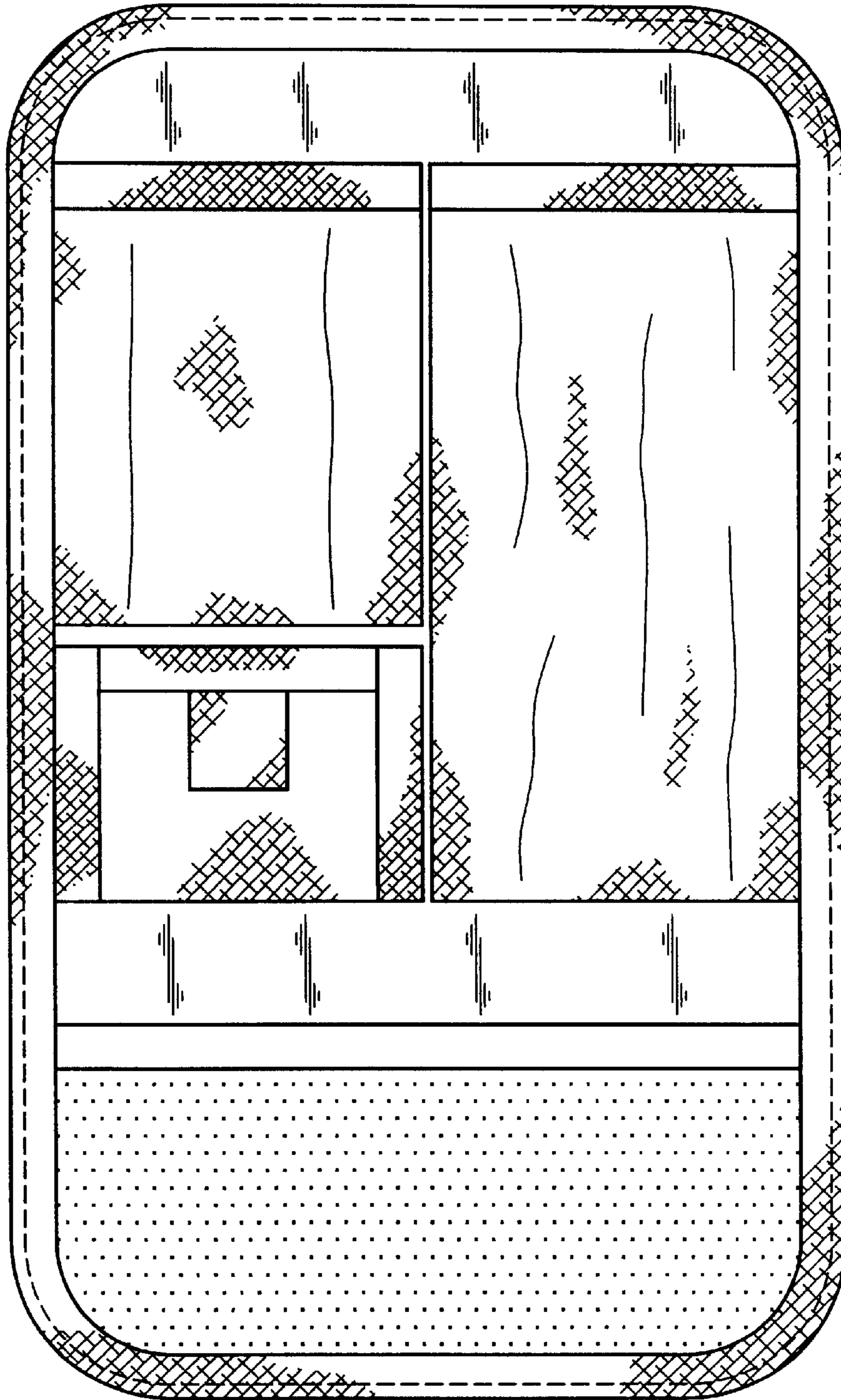


FIG. 2

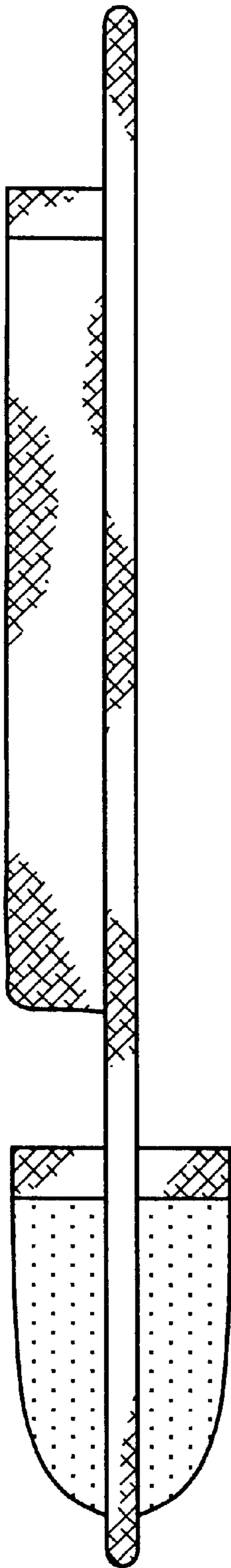


FIG. 3

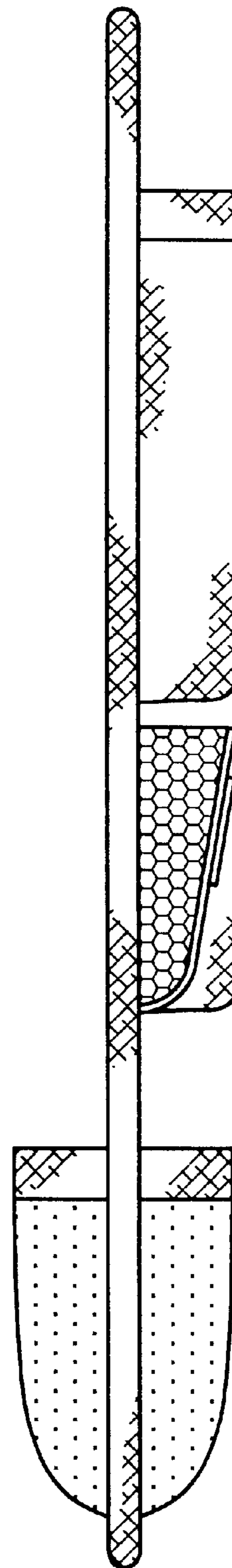


FIG. 4

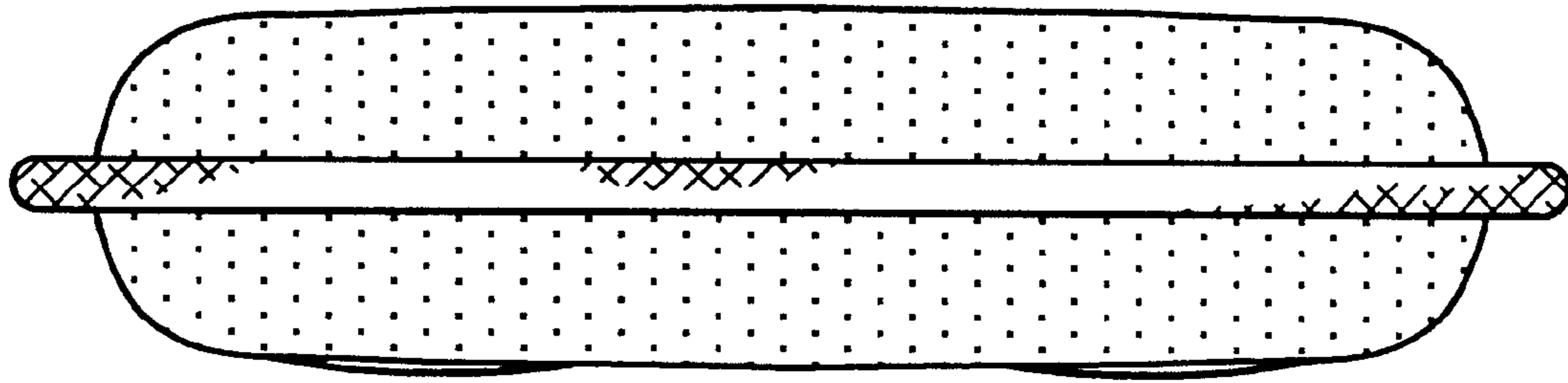


FIG. 5

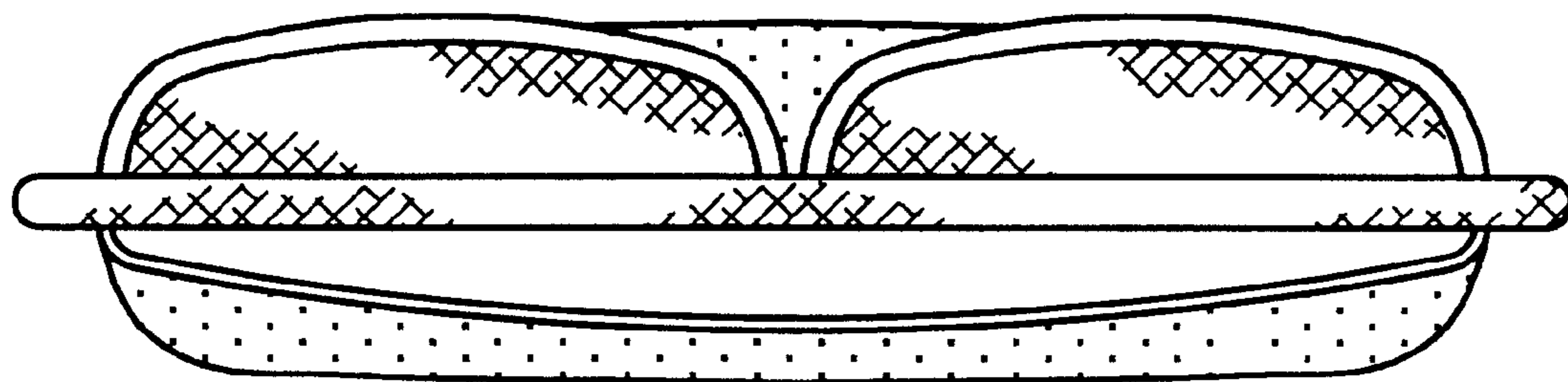


FIG. 6