



US00D519914S

(12) **United States Design Patent**  
**Klein**

(10) **Patent No.:** **US D519,914 S**

(45) **Date of Patent:** **\*\* May 2, 2006**

(54) **ROOF CARRIER FOR A VEHICLE**

6,234,371 B1 \* 5/2001 Sinn ..... 224/328  
D462,312 S \* 9/2002 Klein ..... D12/413  
D489,674 S \* 5/2004 Settlemayer et al. .... D12/413

(75) Inventor: **Frank Klein**, Sengenthal (DE)

\* cited by examiner

(73) Assignee: **Thule GmbH & Co. KG**, Neumarkt (DE)

*Primary Examiner*—Stacia Cadmus

(\*\*) Term: **14 Years**

(74) *Attorney, Agent, or Firm*—Jordan and Hamburg LLP

(21) Appl. No.: **29/195,396**

(57) **CLAIM**

(22) Filed: **Dec. 11, 2003**

The ornamental design for a roof carrier for a vehicle, as shown and described.

(30) **Foreign Application Priority Data**

**DESCRIPTION**

Jun. 13, 2003 (DE) ..... 4 03 04 122

The file of this patent contains a least one drawing executed in color. Copies of this patent with color drawings will be provided by the United States Patent and Trademark Office upon request and payment of the necessary fee.

(51) **LOC (8) Cl.** ..... **12-16**

(52) **U.S. Cl.** ..... **D12/413**

(58) **Field of Classification Search** ..... D12/406, D12/412, 413; 296/99.1, 37.7, 37.1, 100.01, 296/100.02, 157; 224/309-310, 314-315, 224/319-320, 323-329, 273; D3/273; 206/315.1-315.4  
See application file for complete search history.

FIG. 1 is a perspective view of a roof carrier for a vehicle showing one embodiment of my new design; FIG. 2 is a left side elevational view thereof; FIG. 3 is a right side elevational view thereof; FIG. 4 is a rear elevational view thereof; FIG. 5 is a front elevational view thereof; FIG. 6 is a top plan view thereof; and, FIG. 7 is a bottom plan view thereof.

(56) **References Cited**

**U.S. PATENT DOCUMENTS**

**1 Claim, 7 Drawing Sheets**

D297,630 S \* 9/1988 Breger ..... D12/413  
D406,558 S \* 3/1999 Pendergraph ..... D12/413  
D412,881 S \* 8/1999 Behringer ..... D12/413  
D420,321 S \* 2/2000 McCoy et al. .... D12/413

**(4 of 7 Drawing Sheet(s) Filed in Color)**




FIG. 1




FIG. 2

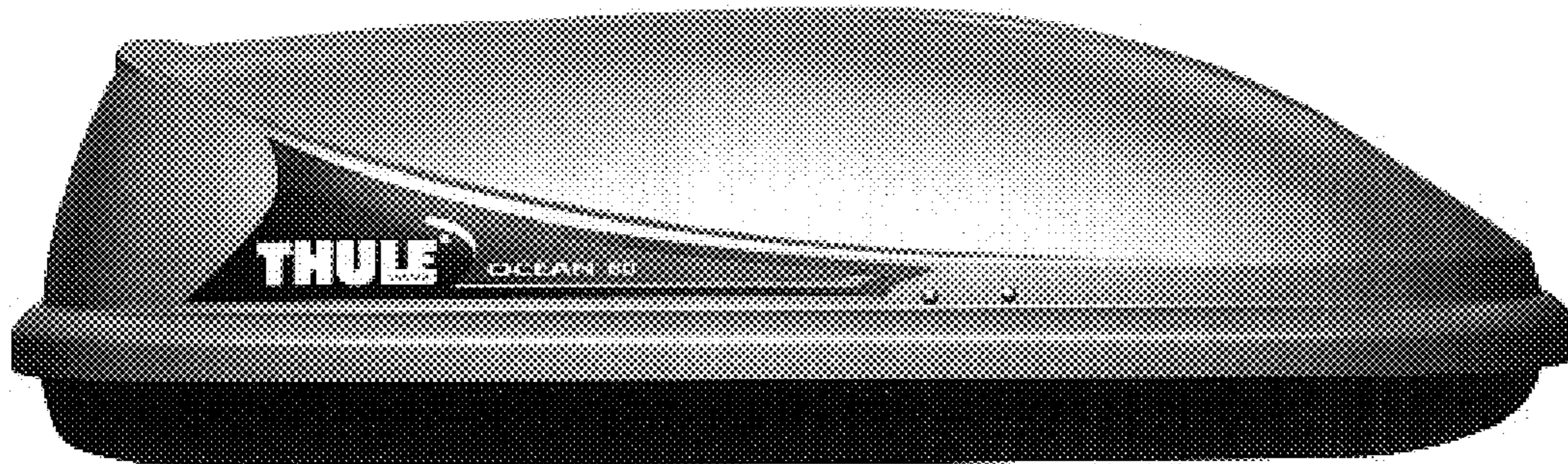


FIG. 3




FIG. 4



FIG. 5




FIG. 6




FIG. 7

