



US00D519893S

(12) **United States Design Patent**
Kabayama et al.

(10) **Patent No.:** **US D519,893 S**

(45) **Date of Patent:** **** May 2, 2006**

(54) **INSTRUMENT PANEL FOR AUTOMOBILE**

(75) Inventors: **Hidetoshi Kabayama**, Wako (JP);
Naoya Chinzai, Wako (JP)

(73) Assignee: **Honda Motor Co. Ltd.**, Tokyo (JP)

(**) Term: **14 Years**

(21) Appl. No.: **29/236,370**

(22) Filed: **Aug. 16, 2005**

(30) **Foreign Application Priority Data**

Feb. 18, 2005 (JP) 2005-004514

(51) **LOC (8) Cl.** **12-16**

(52) **U.S. Cl.** **D12/192**

(58) **Field of Classification Search** D12/192;
180/90; 280/750-752; 296/190-191, 70;
D10/46, 102, 98, 122-127; D15/17, 28
See application file for complete search history.

(56) **References Cited**

U.S. PATENT DOCUMENTS

- D363,053 S * 10/1995 Abele D12/192
- D378,910 S * 4/1997 Black et al. D12/192
- D449,263 S * 10/2001 Yamazaki et al. D12/192
- D464,008 S * 10/2002 Siegert et al. D12/192

- D470,809 S * 2/2003 Asahi et al. D12/192
- D489,660 S * 5/2004 Okumura et al. D12/192
- D493,756 S * 8/2004 Yamamoto et al. D12/192
- D494,907 S * 8/2004 Pfeiffer D12/192
- D494,908 S * 8/2004 Pfeiffer D12/192
- D499,998 S * 12/2004 Tanaka et al. D12/192
- D504,369 S * 4/2005 Pfeiffer D12/192

* cited by examiner

Primary Examiner—Stacia Cadmus

(74) *Attorney, Agent, or Firm*—Sughrue Mion, PLLC

(57) **CLAIM**

The ornamental design for an instrument panel for automobile, as shown and described.

DESCRIPTION

FIG. 1 is a perspective view from the front right side of an instrument panel for automobile.
 FIG. 2 is a perspective view from the front left side thereof.
 FIG. 3 is a front elevation view thereof.
 FIG. 4 is a top plan view thereof.
 FIG. 5 is a left side elevation view thereof; and,
 FIG. 6 is a right side elevation view thereof.
 The portion of the article shown in broken lines is for illustrative purpose only and forms no part of the claimed design.

1 Claim, 6 Drawing Sheets

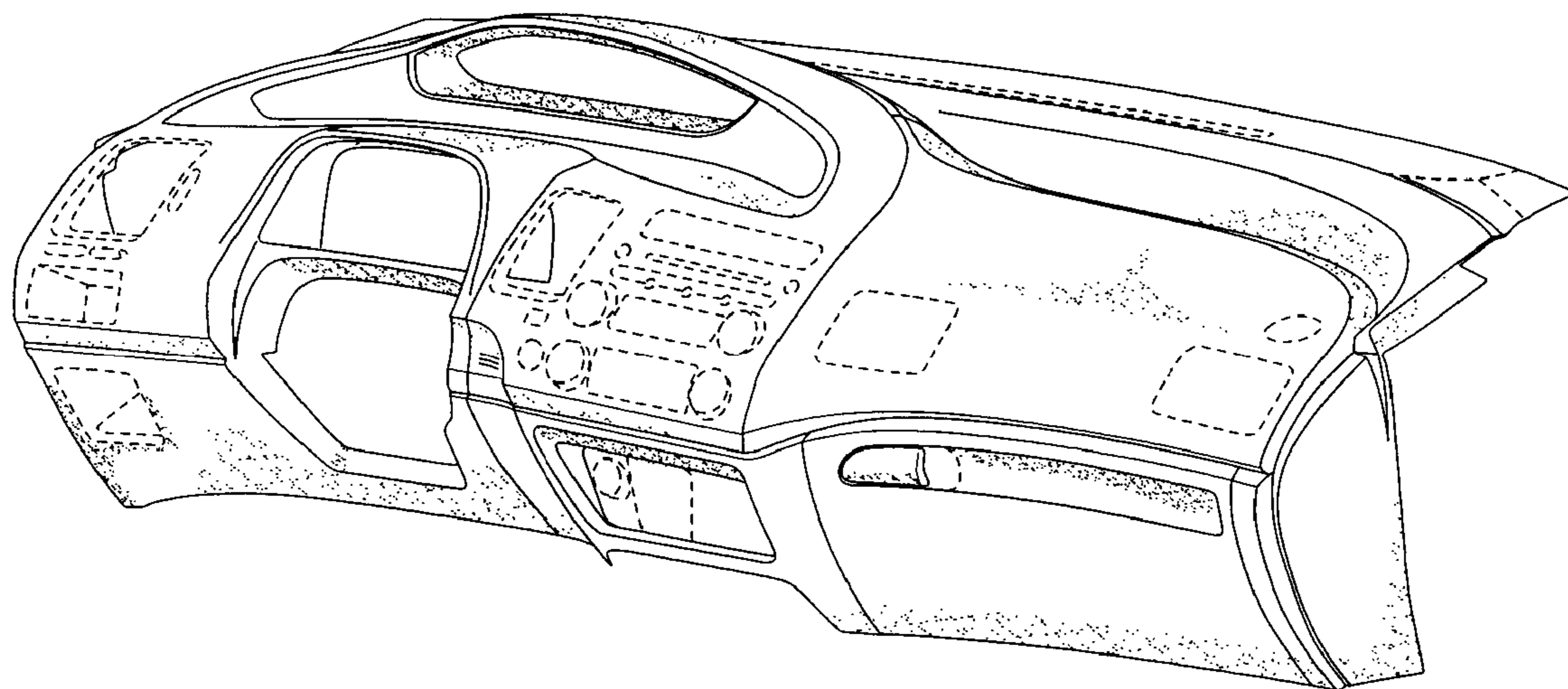


FIG. 1

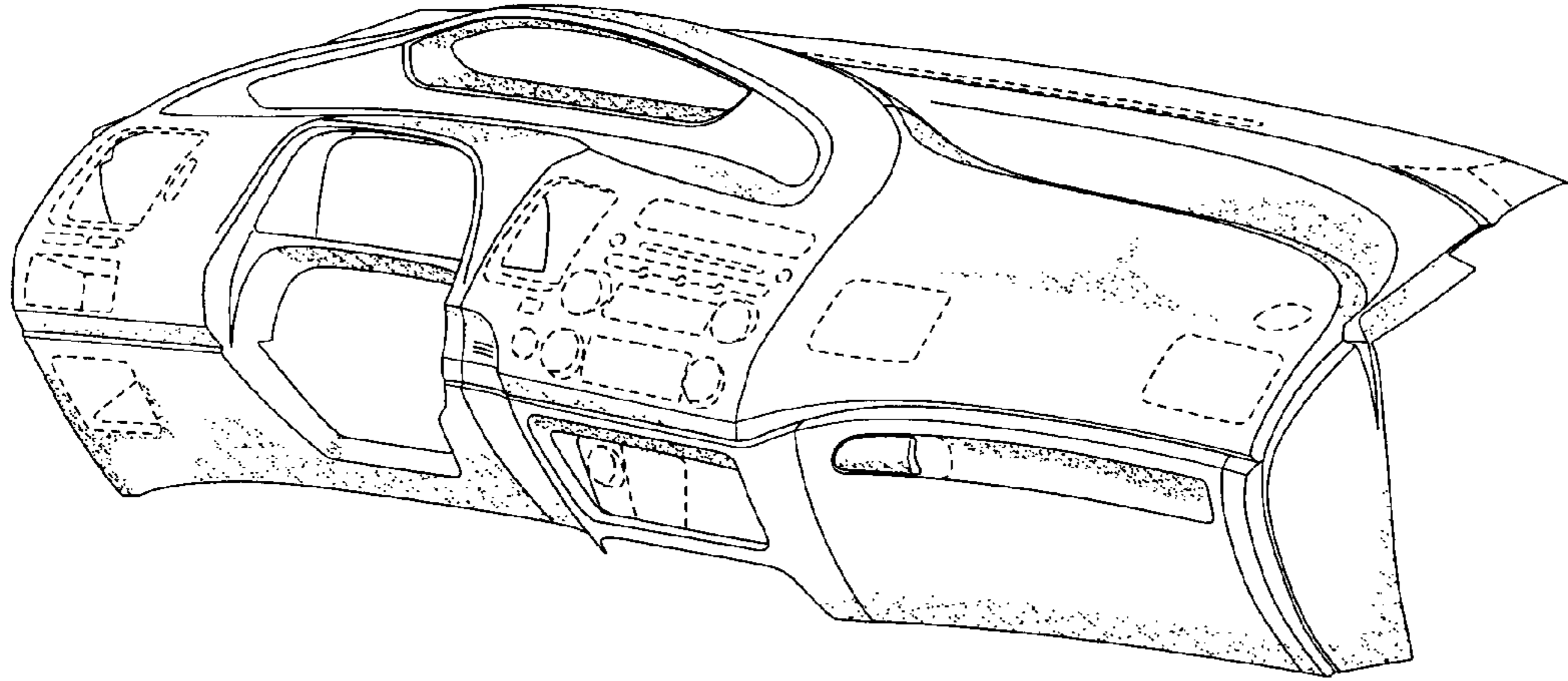


FIG. 2

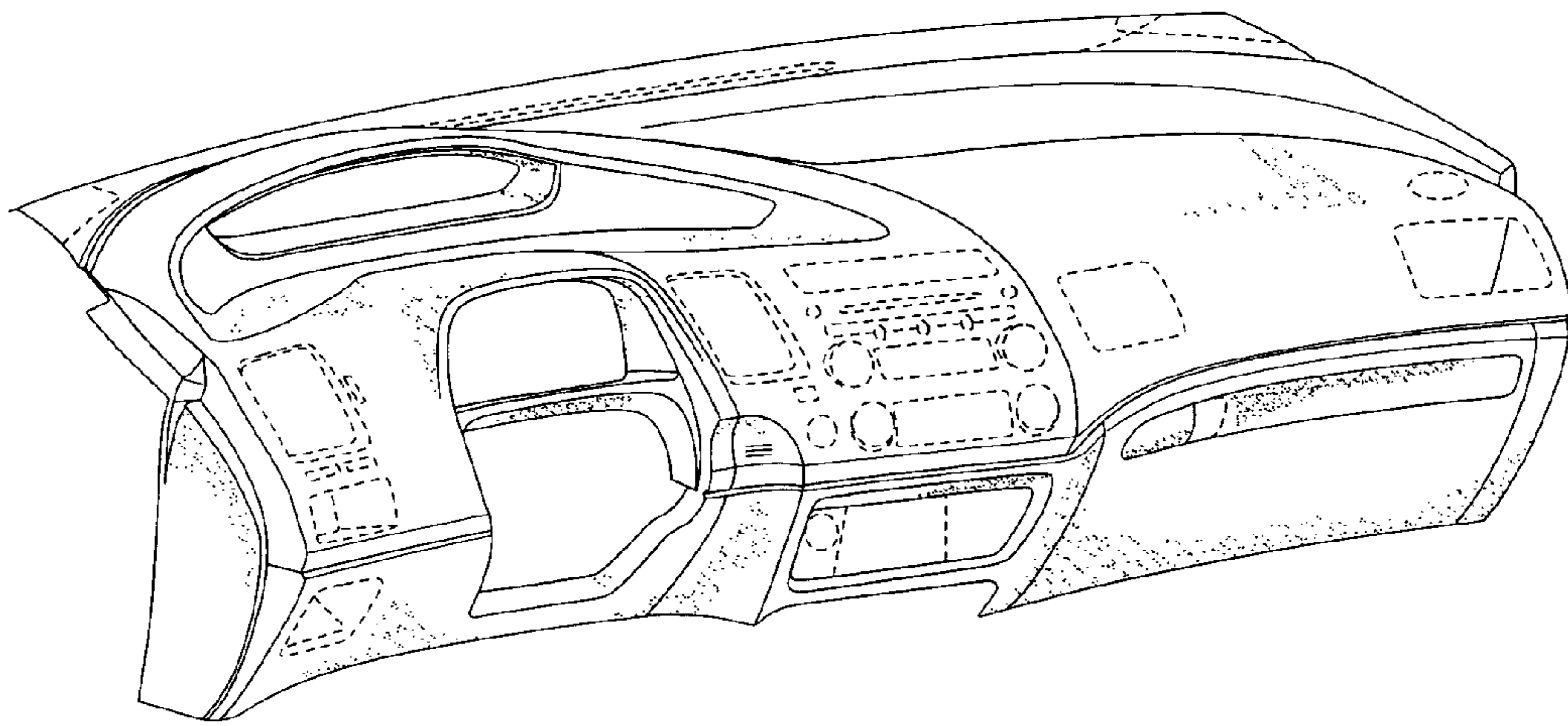


FIG. 3

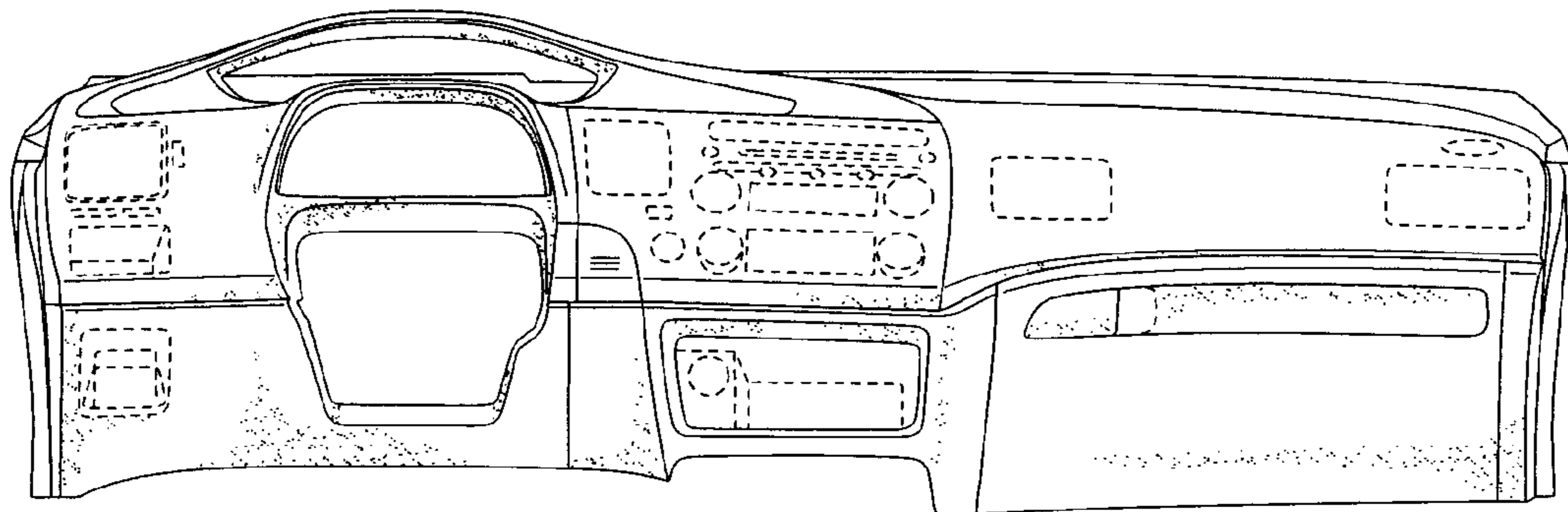


FIG. 4

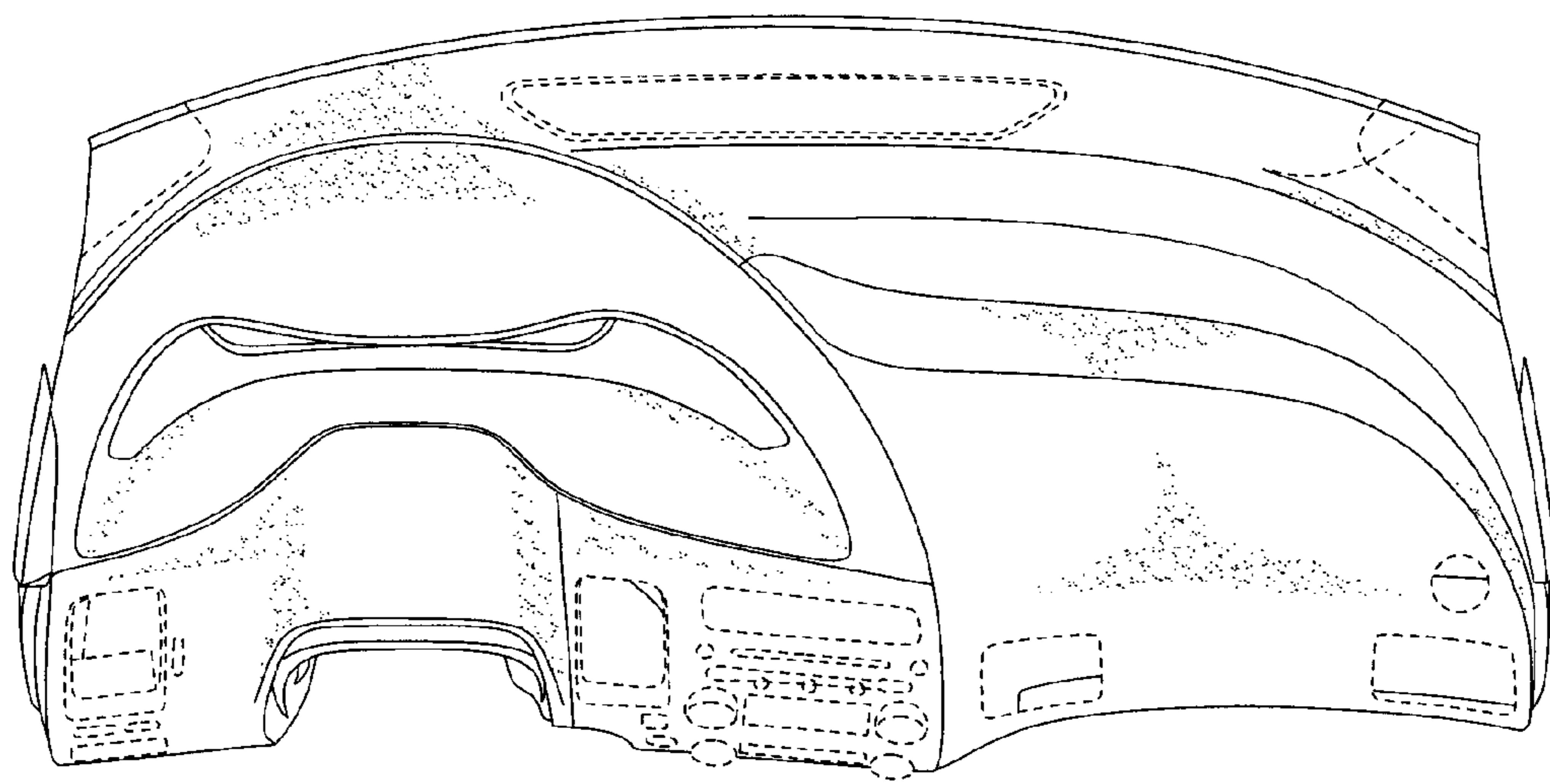


FIG. 5

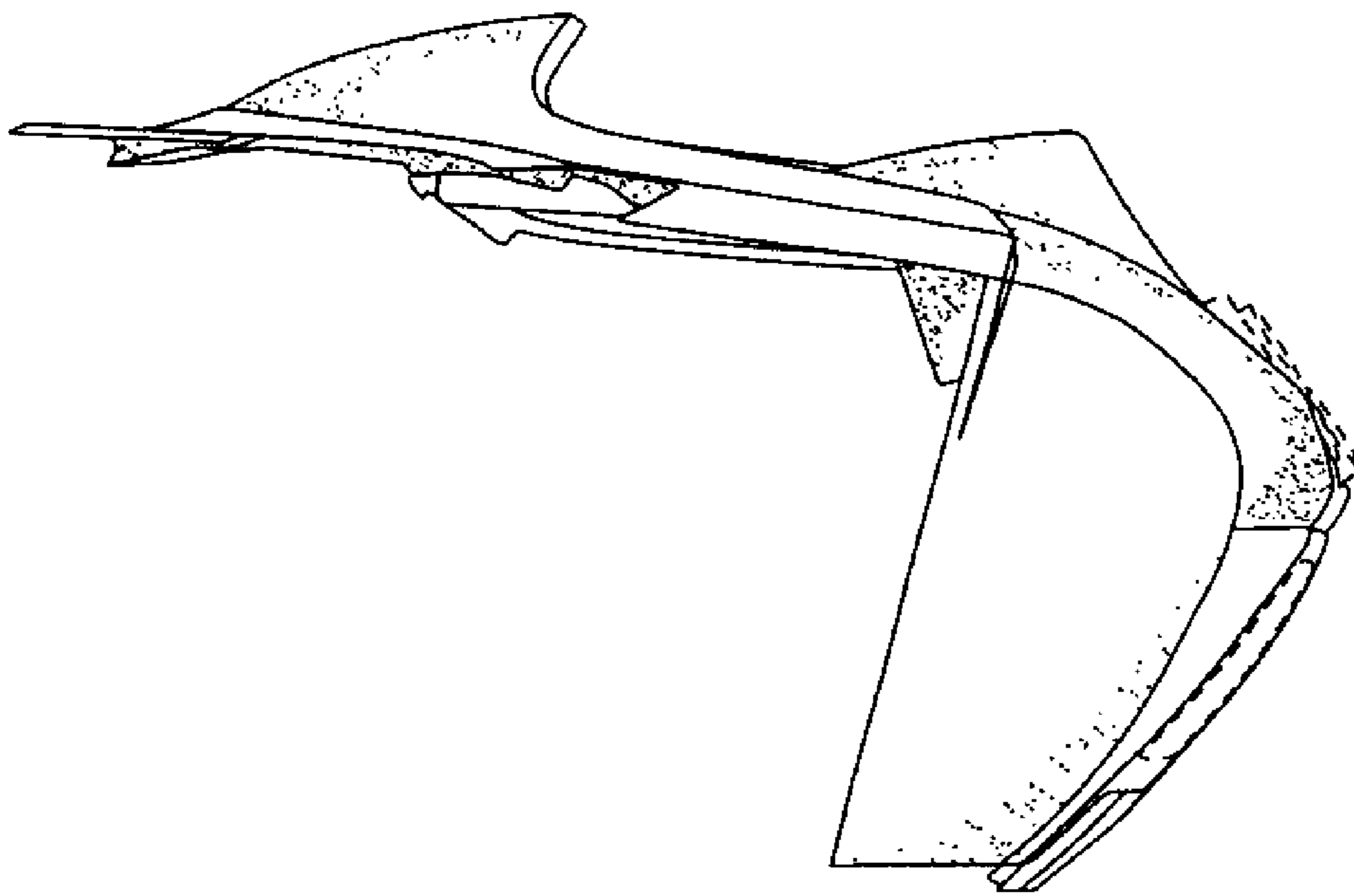


FIG. 6

