



US00D519891S

(12) **United States Design Patent** (10) **Patent No.:** **US D519,891 S**
Lai (45) **Date of Patent:** **** May 2, 2006**

(54) **SURFACE CONFIGURATION OF A RETRACTABLE REAR SPOILER FOR A VEHICLE**

(75) Inventor: **Pinky Lai**, Koenigsbach-Stein (DE)

(73) Assignee: **Dr. Ing. h.c.F. Porsche Aktiengesellschaft**, Stuttgart (DE)

(**) Term: **14 Years**

(21) Appl. No.: **29/237,754**

(22) Filed: **Sep. 7, 2005**

(30) **Foreign Application Priority Data**

Mar. 8, 2005	(DE)	4 05 01 299
Mar. 8, 2005	(DE)	4 05 01 298
Mar. 8, 2005	(DE)	4 05 01 300
Mar. 8, 2005	(DE)	4 05 01 304

(51) **LOC (8) Cl.** **12-08**

(52) **U.S. Cl.** **D12/181**

(58) **Field of Classification Search** D12/181,
D12/191, 196, 400, 190; 280/727, 770, 848;
296/180.1-180.5, 91; 180/903

See application file for complete search history.

(56) **References Cited**

U.S. PATENT DOCUMENTS

D433,976 S	*	11/2000	Hatter	D12/181
D435,817 S	*	1/2001	Lai	D12/181
D441,331 S	*	5/2001	Hatter	D12/181
D467,843 S	*	12/2002	Hatter	D12/181
D487,040 S	*	2/2004	Iwata	D12/181

D491,121 S * 6/2004 Yokomaku D12/181

* cited by examiner

Primary Examiner—Stacia Cadmus

(74) *Attorney, Agent, or Firm*—Crowell & Moring LLP

(57) **CLAIM**

The ornamental design for a surface configuration of a retractable rear spoiler for a vehicle, as shown and described.

DESCRIPTION

This application is related to the following co-pending applications, of the inventor, filed on even date herewith: Application Ser. No. 29/237,713, entitled “Surface Configuration of a Vehicle, Toy, And/Or Other Replicas”; and Application Ser. No. 29/237,728, entitled “Surface Configuration of a Rear Portion of a Vehicle, Toy, and/or Other Replicas”.

FIG. 1 is a front view of a surface configuration of a retractable rear spoiler for a vehicle according to my novel design, the spoiler in a retracted position;

FIG. 2 is top view thereof; and

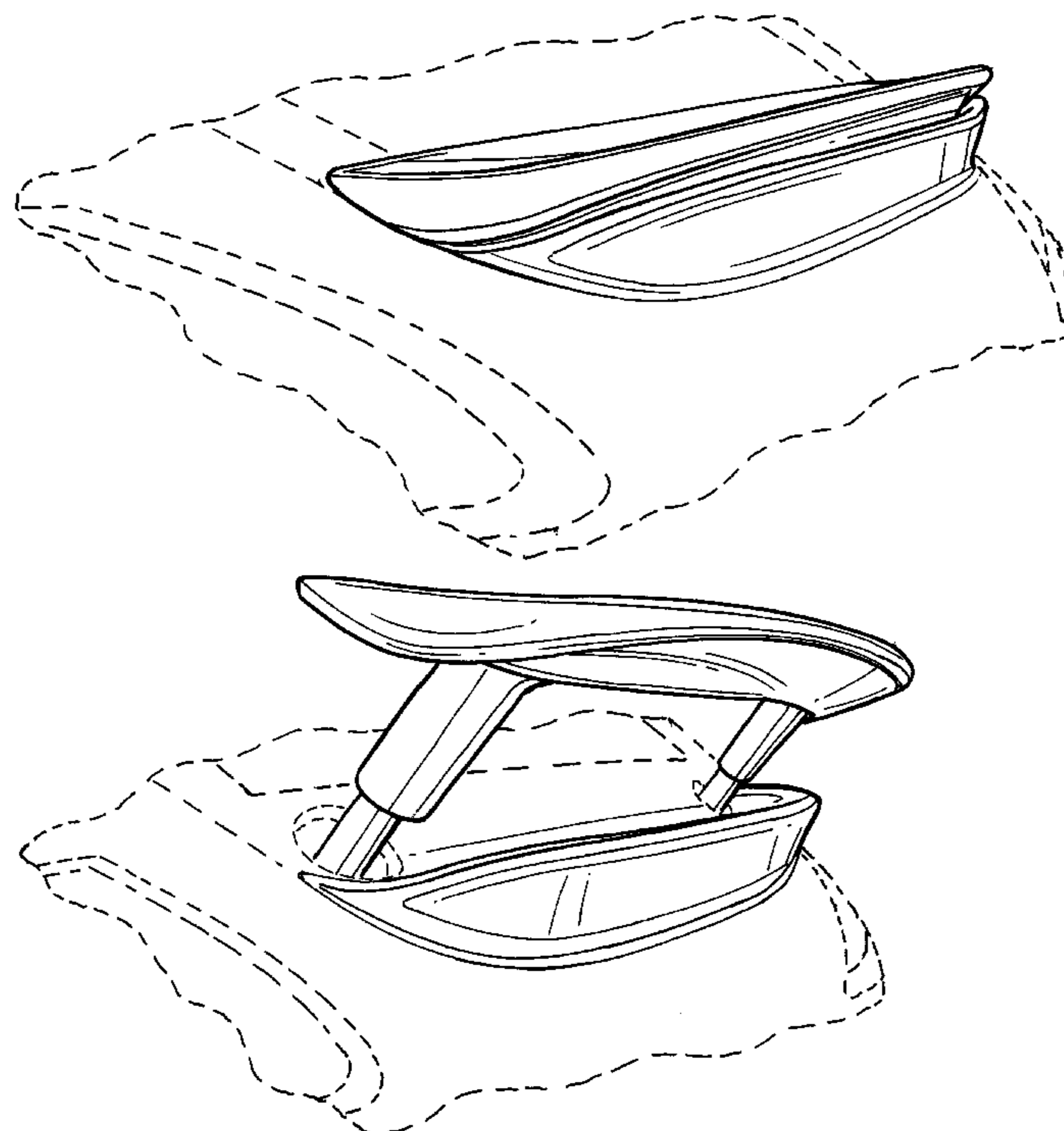
FIG. 3 is a left perspective view thereof, the right perspective view being mirror symmetrical.

FIG. 4 is front view of the surface configuration of a retractable rear spoiler for a vehicle according to my novel design, the spoiler in an extended position; and,

FIG. 5 is a left perspective view thereof, the right perspective view being mirror symmetrical.

The broken lines are for illustrative purposes only and form no part of the claimed design.

1 Claim, 3 Drawing Sheets



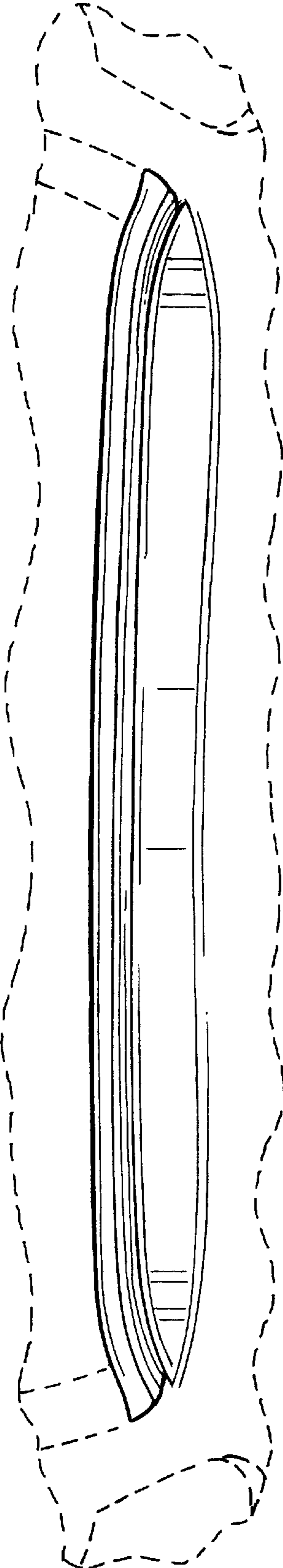


FIG. 1

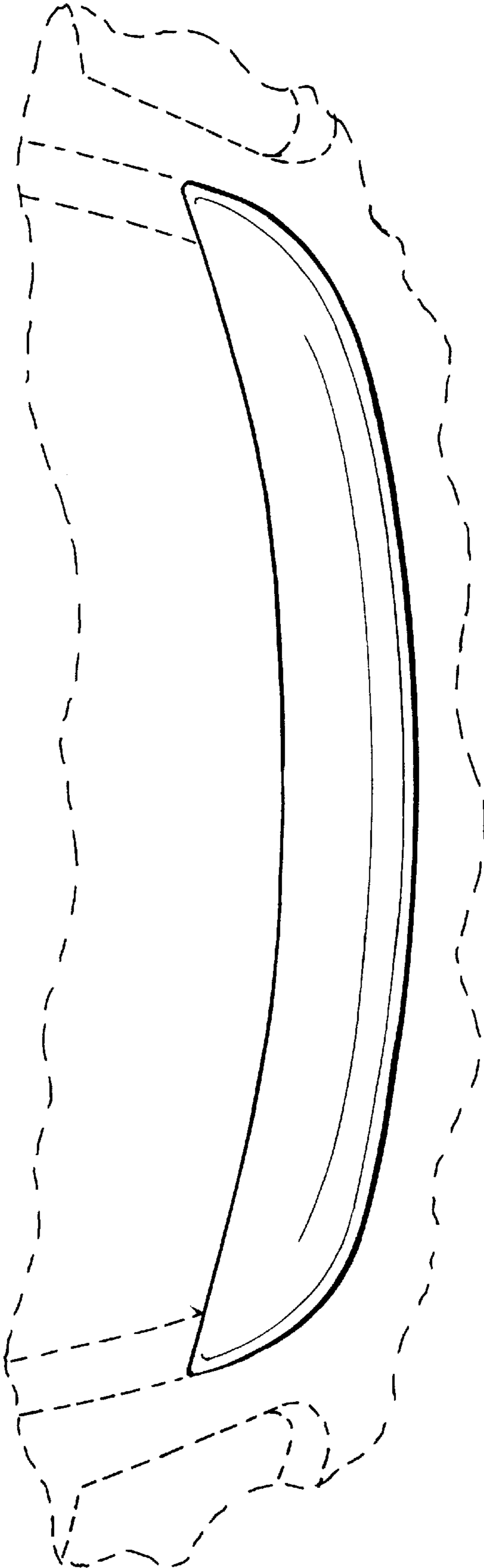


FIG. 2

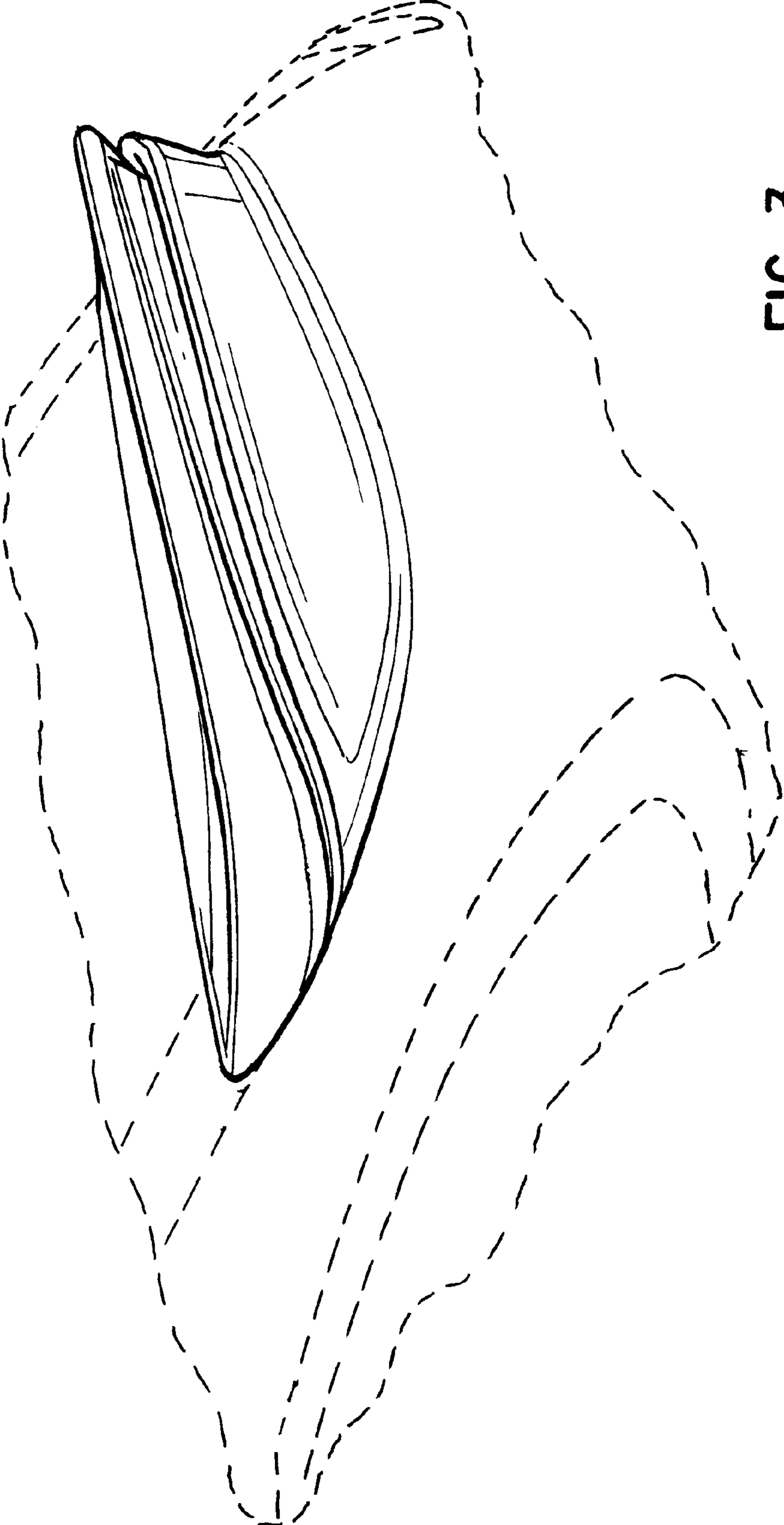


FIG. 3

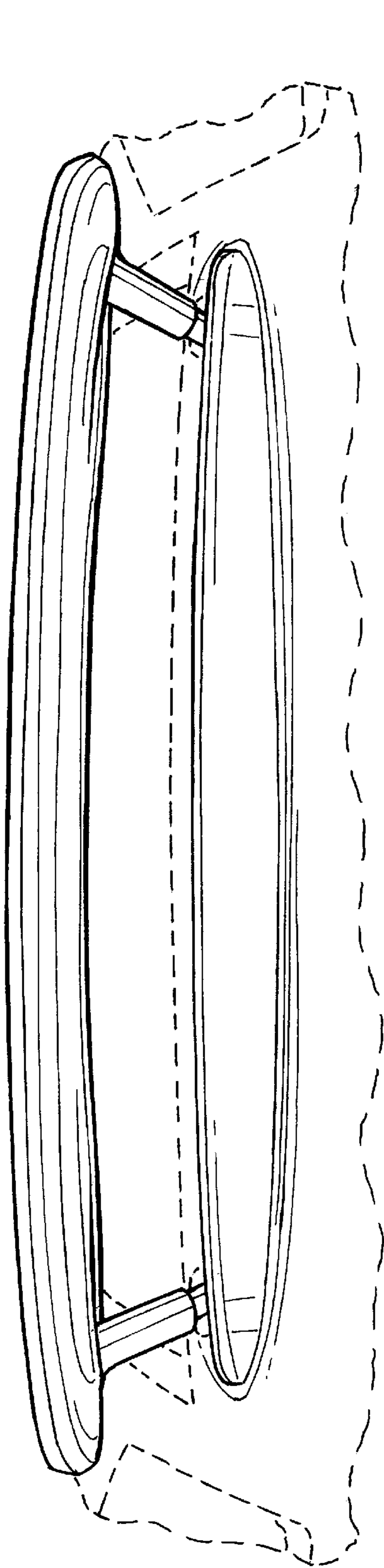


FIG. 4

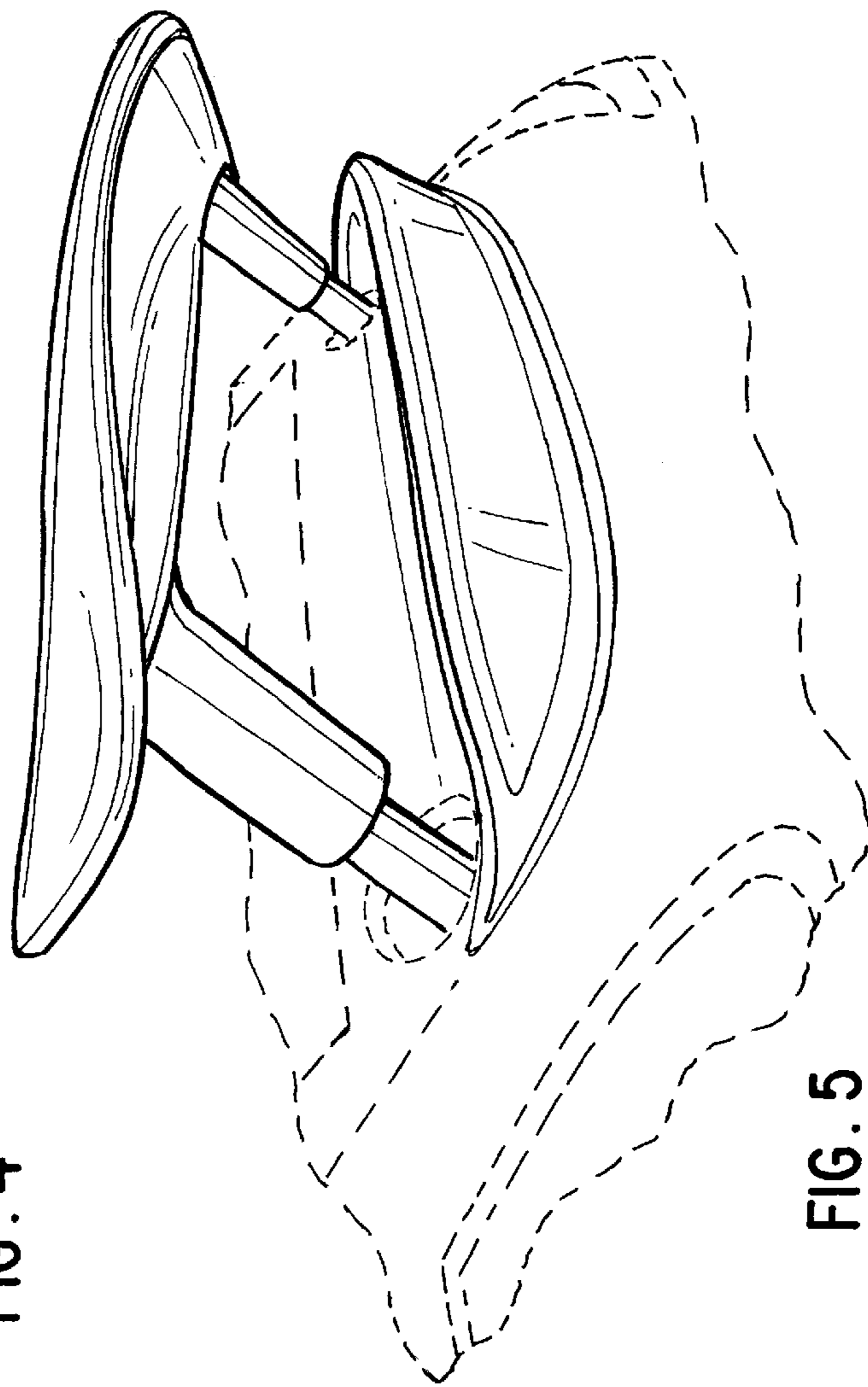


FIG. 5