



US00D519875S

(12) **United States Design Patent**
Bulgari

(10) **Patent No.:** **US D519,875 S**

(45) **Date of Patent:** **** May 2, 2006**

(54) **JEWELRY ARTICLE AS PENDANT OPTICAL**

D301,316 S * 5/1989 Yoshida D11/79
D429,474 S * 8/2000 Stein D11/79
D456,301 S * 4/2002 Martinez D11/79

(75) Inventor: **Paolo Bulgari**, Rome (IT)

(73) Assignee: **Bulgari S.p.A.**, Rome (IT)

(**) Term: **14 Years**

* cited by examiner

Primary Examiner—Ralf Seifert

(21) Appl. No.: **29/189,027**

(74) *Attorney, Agent, or Firm*—Reising, Ethington, Barnes, Kisselle, P.C.

(22) Filed: **Aug. 22, 2003**

(57) **CLAIM**

(30) **Foreign Application Priority Data**

Jewelry article as pendant optical, as substantially described and shown in the accompanying drawings.

Feb. 27, 2003 (WO) DM/063 466

(51) **LOC (8) Cl.** **11-01**

DESCRIPTION

(52) **U.S. Cl.** **D11/79**

(58) **Field of Classification Search** D11/1-2,
D11/40-43, 44, 46, 47, 48-49, 53, 56-57,
D11/59, 60, 61, 63, 65, 79-82, 83, 91, 95-97,
D11/89-90, 99-101, 106, 114-115, 116,
D11/200, 201; 63/1.11, 18-20; D3/207-211
See application file for complete search history.

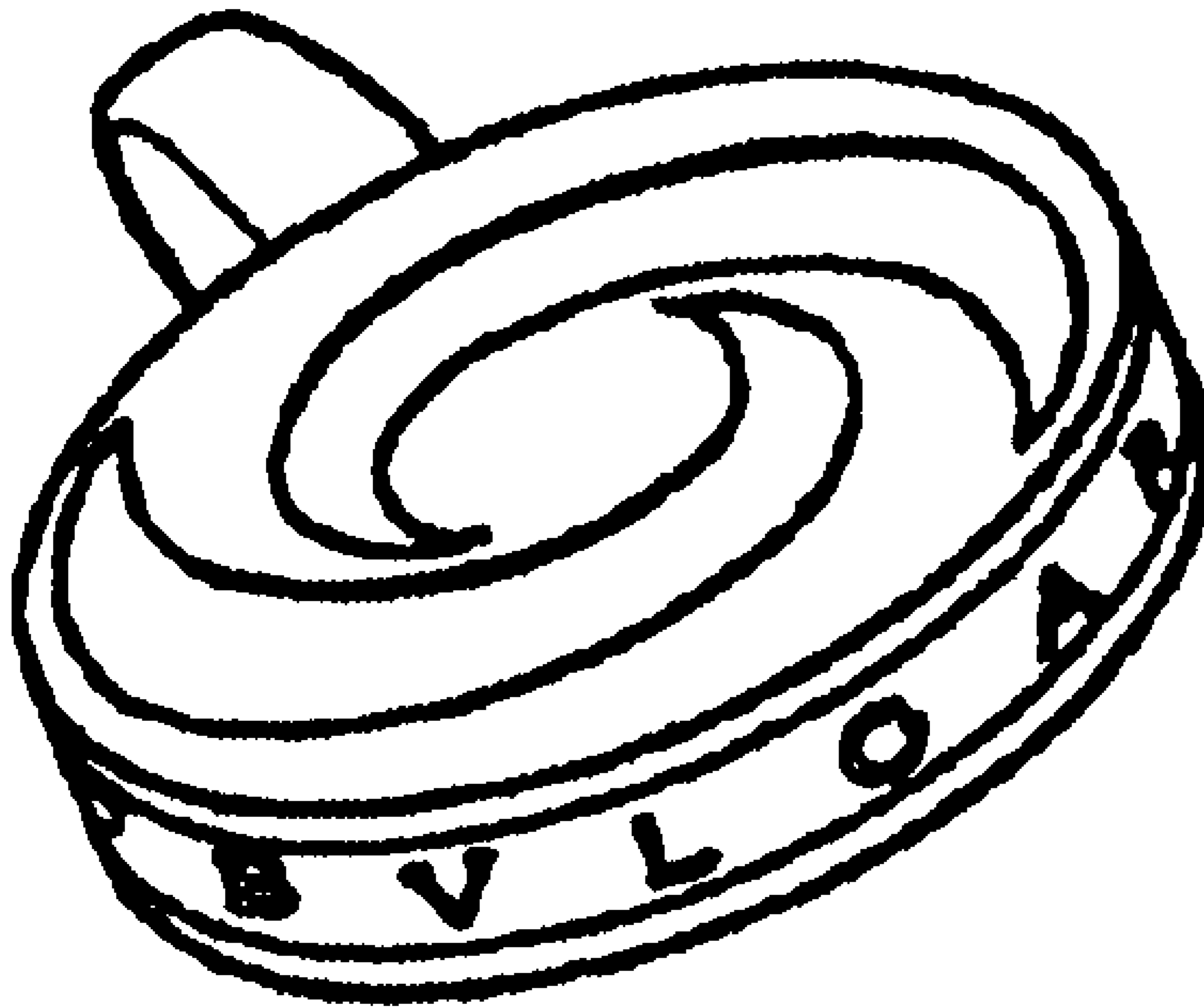
FIG. 1 shows a front view of same;
FIG. 2 shows a left side view of same;
FIG. 3 shows a rear view of same;
FIG. 4 shows a right side view of same;
FIG. 5 shows a top view of same;
FIG. 6 shows a bottom view of same; and,
FIG. 7 shows a perspective view of same.

(56) **References Cited**

U.S. PATENT DOCUMENTS

D86,543 S * 3/1932 Shadlowsky D11/222

1 Claim, 1 Drawing Sheet



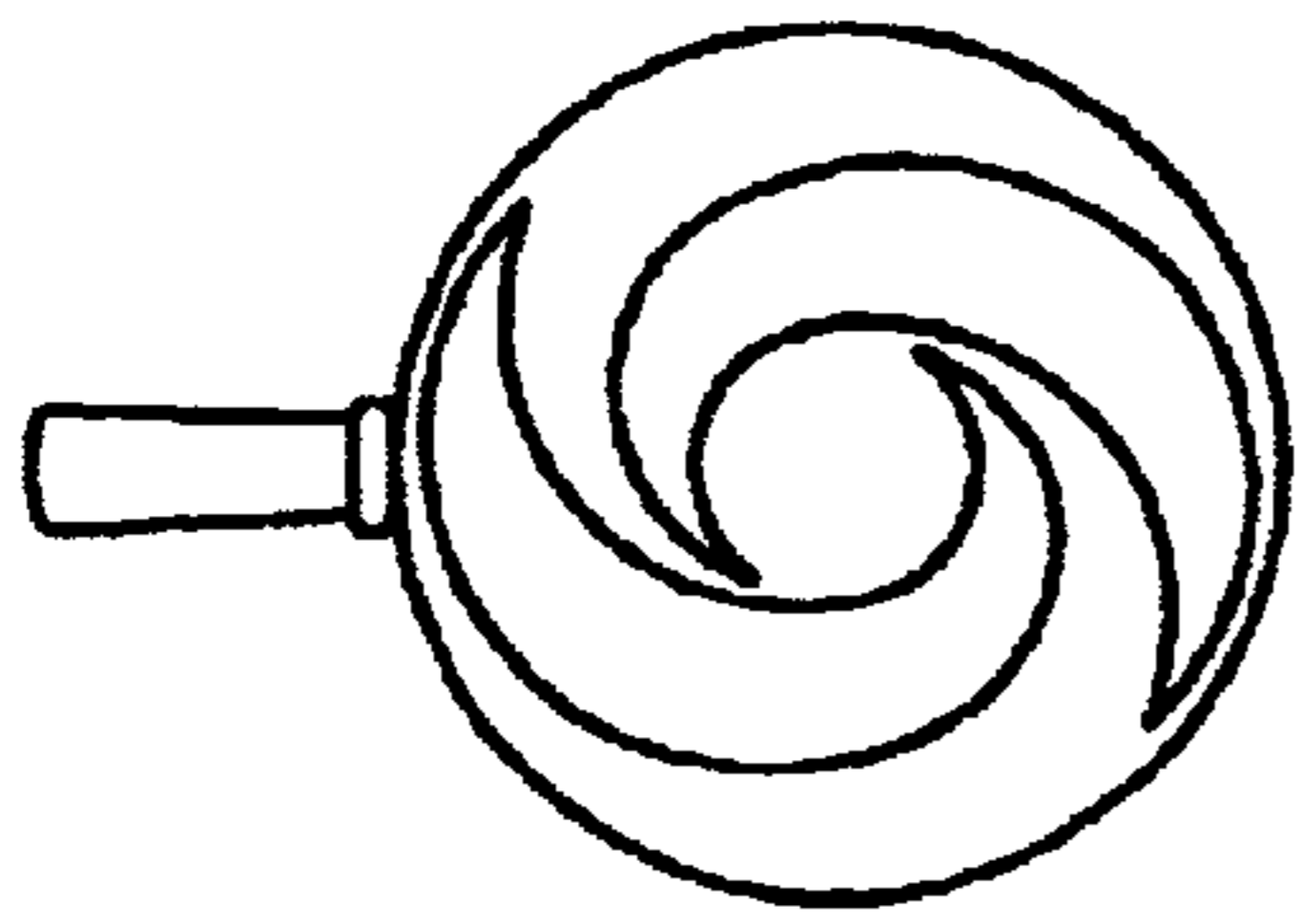


FIG. 1



FIG. 2




FIG. 3



FIG. 4



FIG. 5



FIG. 6

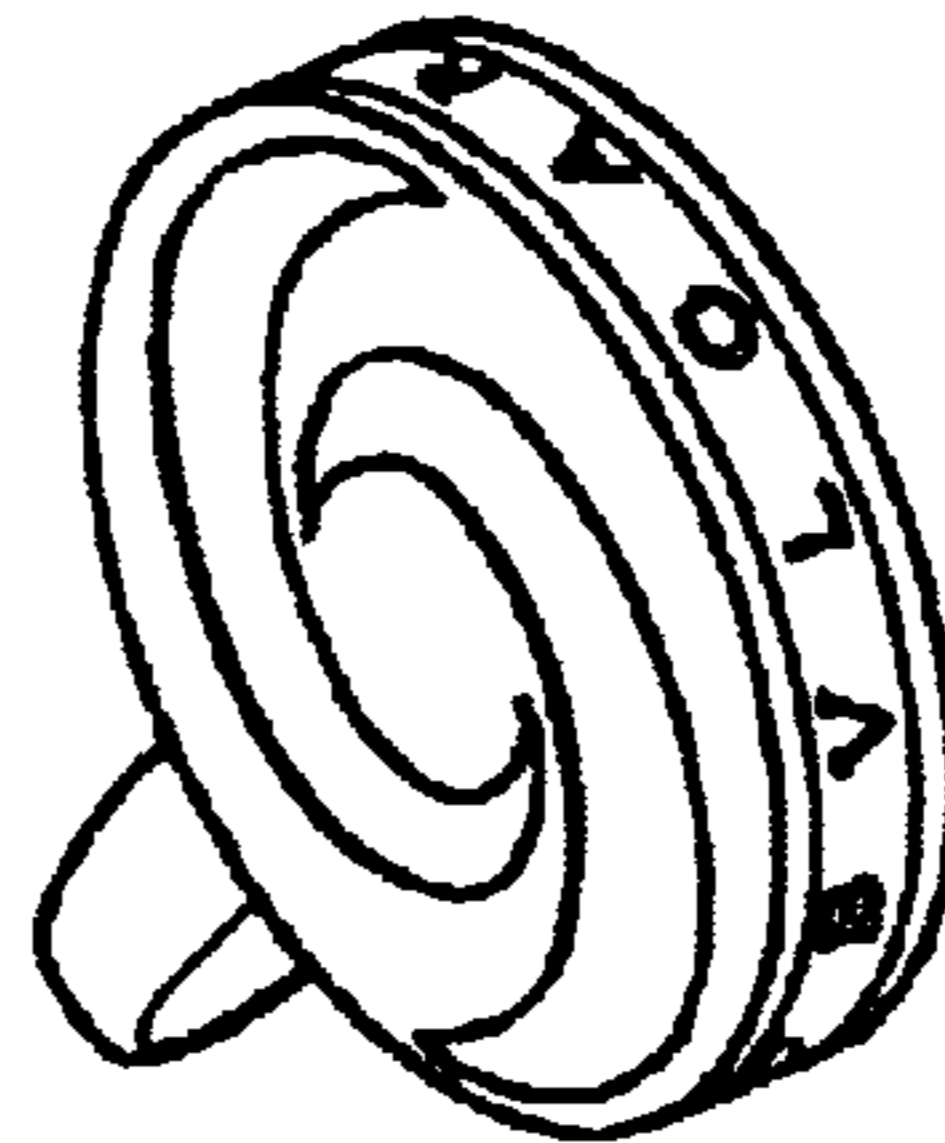


FIG. 7