



US00D519871S

(12) **United States Design Patent**  
**Curtis et al.**

(10) **Patent No.:** **US D519,871 S**

(45) **Date of Patent:** **\*\* May 2, 2006**

(54) **SECURITY IDENTIFICATION WRISTBAND**

(75) Inventors: **Scott Curtis**, Bal Harbour, FL (US);  
**Stephanie E. Curtis**, Bal Harbour, FL (US)

(73) Assignee: **Fun ID's LLC**, Bal Harbour, FL (US)

(\*\*) Term: **14 Years**

(21) Appl. No.: **29/191,196**

(22) Filed: **Oct. 2, 2003**

(51) **LOC (8) Cl.** ..... **11-01**

(52) **U.S. Cl.** ..... **D11/3; D20/22; D20/99**

(58) **Field of Classification Search** ..... D20/10,  
D20/22, 27, 40, 43, 99; D11/3, 5; 40/1.5,  
40/316, 360, 626, 633; 235/492

See application file for complete search history.

(56) **References Cited**

U.S. PATENT DOCUMENTS

3,889,411	A	*	6/1975	Laugherty et al.	.....	40/633
4,318,234	A	*	3/1982	Charles et al.	.....	40/665
D319,669	S	*	9/1991	Kronberg	.....	D20/22
5,581,924	A	*	12/1996	Peterson	.....	40/633
5,914,197	A	*	6/1999	Goudjil	.....	428/537.5
6,058,637	A	*	5/2000	Duncan	.....	40/633
6,073,315	A	*	6/2000	Rasmussen	.....	24/16 PB
D428,353	S	*	7/2000	Duncan	.....	D11/5
6,092,321	A	*	7/2000	Cheng	.....	40/633
6,142,368	A	*	11/2000	Mullins et al.	.....	235/375
6,226,839	B1	*	5/2001	Sayegh	.....	24/16 PB
6,349,493	B1	*	2/2002	Newman et al.	.....	40/633
6,352,205	B1	*	3/2002	Mullins et al.	.....	235/472.03
6,474,557	B1	*	11/2002	Mullins et al.	.....	235/472.03
6,663,006	B1	*	12/2003	Mullins et al.	.....	235/472.03
2002/0070275	A1	*	6/2002	Mullins et al.	.....	235/462.01

2003/0019924	A1	*	1/2003	Mullins et al.	.....	235/379
2003/0173408	A1	*	9/2003	Mosher et al.	.....	235/492
2004/0056088	A1	*	3/2004	Mullins et al.	.....	235/380

\* cited by examiner

*Primary Examiner*—Robert M. Spear

(74) *Attorney, Agent, or Firm*—Jon A. Gibbons; Fleit, Kain, Gibbons, Gutman, Bongini & Bianco P.L.

(57) **CLAIM**

The ornamental design for a security identification wristband, as shown and described.

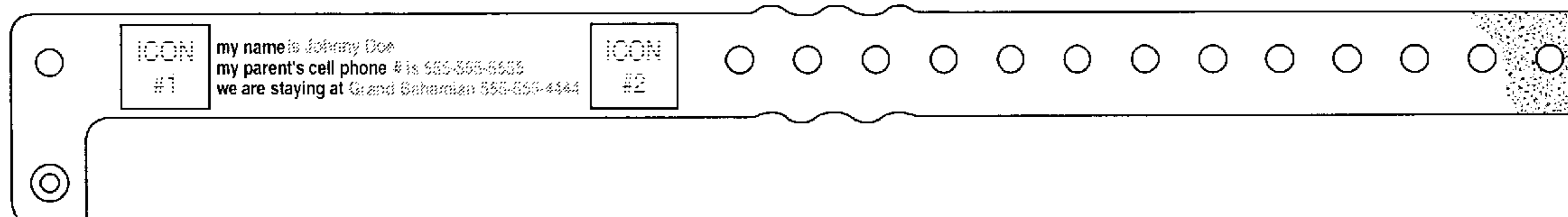
**DESCRIPTION**

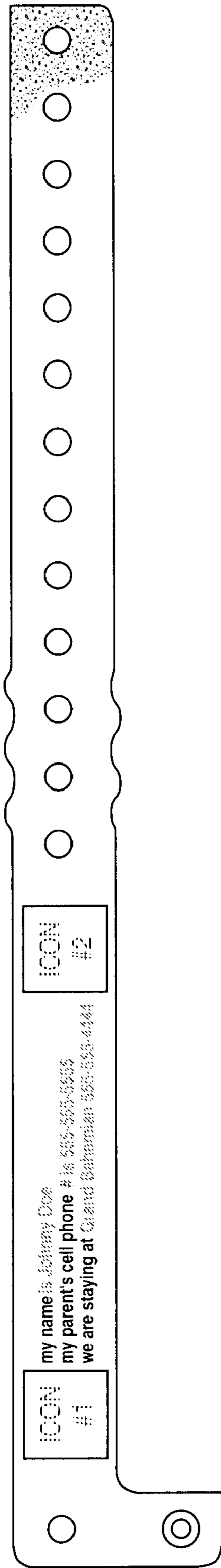
FIG. 1 is a top plan view of a first embodiment of a security wristband, showing our new design; FIG. 2 is a bottom plan view thereof; FIG. 3 is a top plan view of a second embodiment thereof; FIG. 4 is a bottom plan view thereof; FIG. 5 is a top plan view of a third embodiment thereof; FIG. 6 is a bottom plan view thereof; FIG. 7 is a top plan view of a fourth embodiment thereof; FIG. 8 is a bottom plan view thereof; FIG. 9 is a top plan view of a fifth embodiment thereof; FIG. 10 is a bottom plan view thereof; FIG. 11 is a top plan view of a sixth embodiment thereof; and, FIG. 12 is a bottom plan view thereof.

In the drawings, the stippled shading represents a glitter surface, which is understood to form part of the claimed designs and which repeats uniformly throughout the top surface of the security wristband.

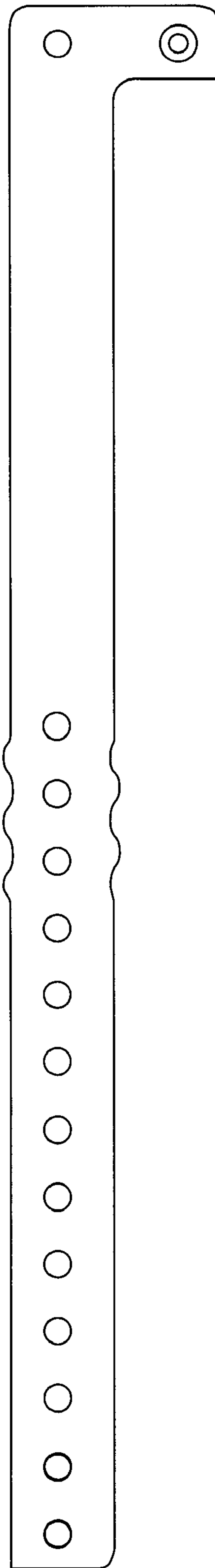
Portions of the design shown in broken or dashed lines in the drawings are for illustrative purposes only, and forms no part of the claim design.

**1 Claim, 6 Drawing Sheets**

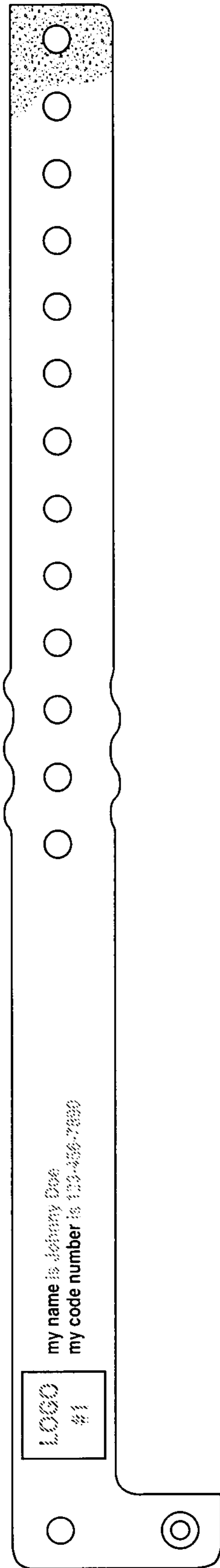




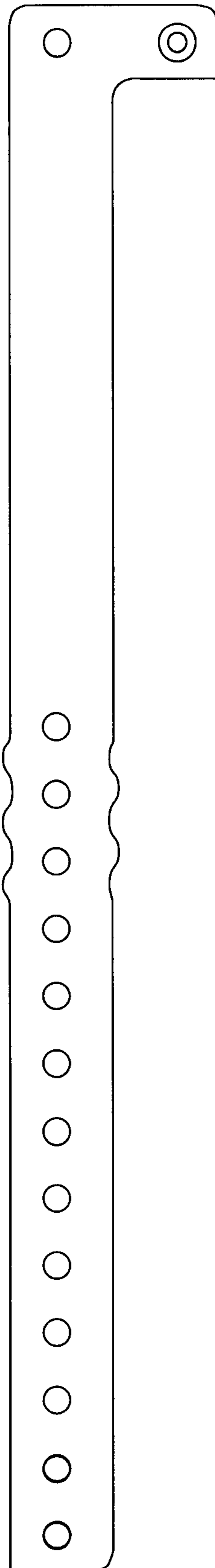
**FIG. 1**



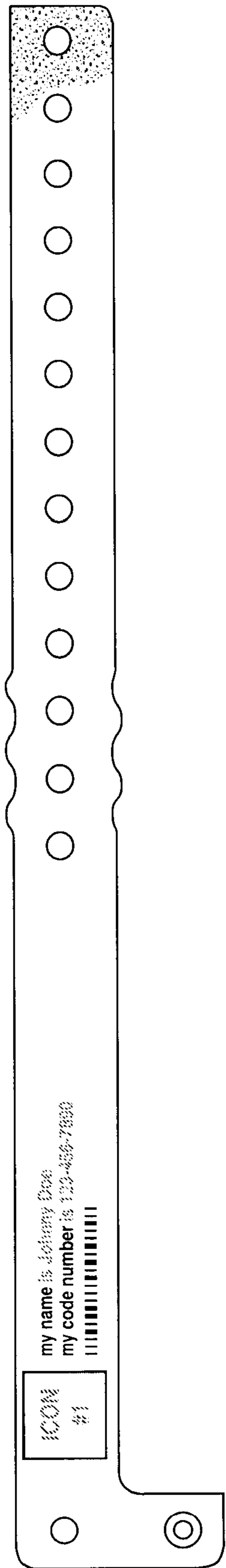
**FIG. 2**



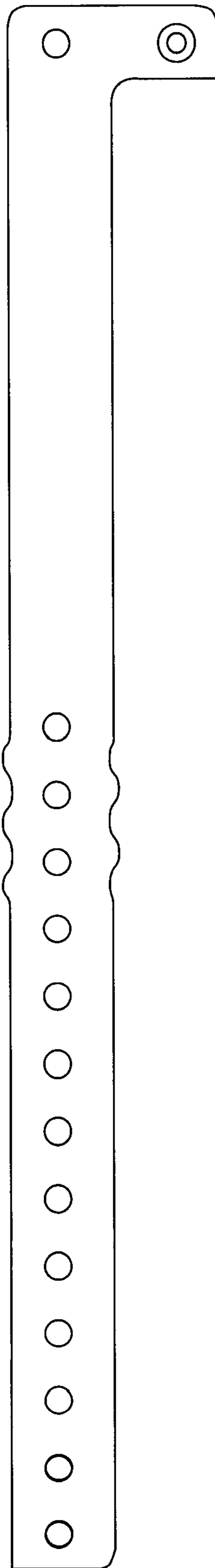
**FIG. 3**



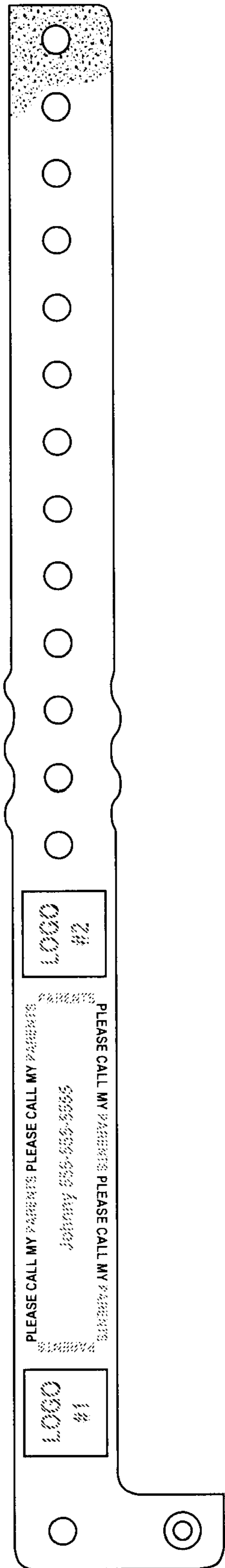
**FIG. 4**



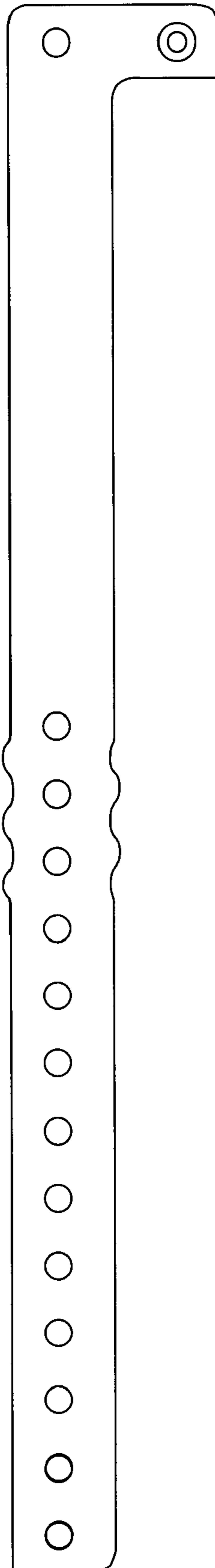
**FIG. 5**



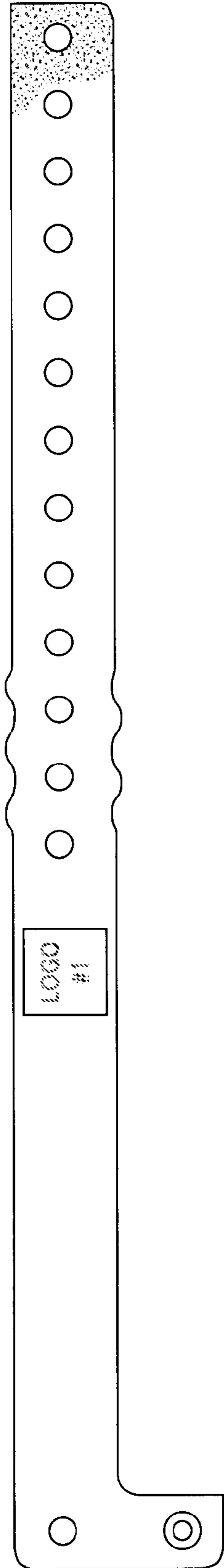
**FIG. 6**



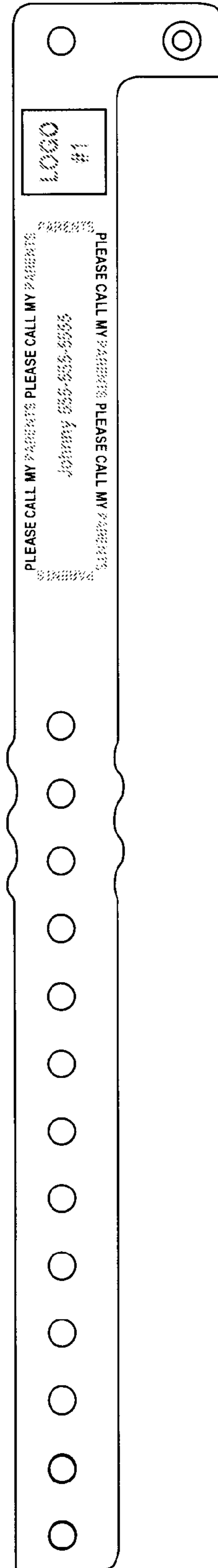
**FIG. 7**



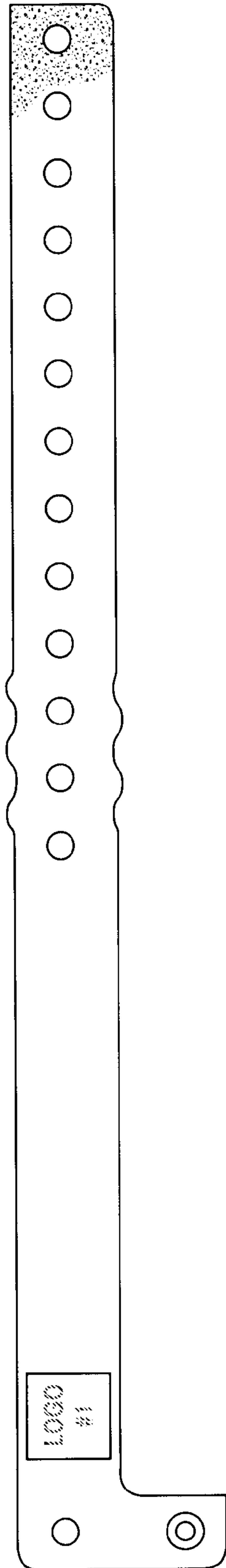
**FIG. 8**



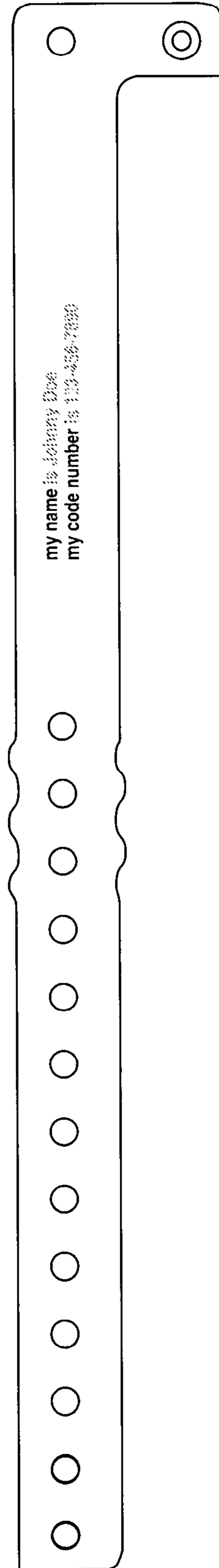
**FIG. 9**



**FIG. 10**



**FIG. 11**



**FIG. 12**