

US00D519858S

(12) **United States Design Patent**
Migliorati

(10) **Patent No.:** **US D519,858 S**

(45) **Date of Patent:** **** May 2, 2006**

(54) **WATCH**

(75) **Inventor:** **Sostene Migliorati, Milan (IT)**

(73) **Assignee:** **Giochi Preziosi S.p.A., Milan (IT)**

(**) **Term:** **14 Years**

(21) **Appl. No.:** **29/226,572**

(22) **Filed:** **Mar. 30, 2005**

(30) **Foreign Application Priority Data**

Oct. 6, 2004 (EM) 000246897

(51) **LOC (8) Cl.** **10-02**

(52) **U.S. Cl.** **D10/39**

(58) **Field of Classification Search** D10/30-39,
D10/122-132; 368/281, 282, 82-84, 28-30,
368/239-242, 276, 277, 278, 232, 285, 223,
368/228, 238, 294-295, 21, 283, 80, 110,
368/113

See application file for complete search history.

(56) **References Cited**

U.S. PATENT DOCUMENTS

D289,503 S * 4/1987 Ludvig et al. D10/39

D312,792 S * 12/1990 Ratajski D10/32

D322,762 S * 12/1991 Muller D10/32

D331,705 S * 12/1992 Gueit D10/32

D331,883 S * 12/1992 Horton D10/32

D352,464 S * 11/1994 Hysek D10/32

* cited by examiner

Primary Examiner—Lucy Lieberman

(74) *Attorney, Agent, or Firm*—Notaro & Michalos PC

(57) **CLAIM**

The ornamental design for a watch, as shown and described.

DESCRIPTION

FIG. 1 is a perspective view showing my design therefor;

FIG. 2 is a front view thereof;

FIG. 3 is a rear view thereof;


FIG. 4 is a right side view thereof;

FIG. 5 is a left side view thereof;

FIG. 6 is a bottom view thereof; and,

FIG. 7 is a top view thereof.

1 Claim, 5 Drawing Sheets



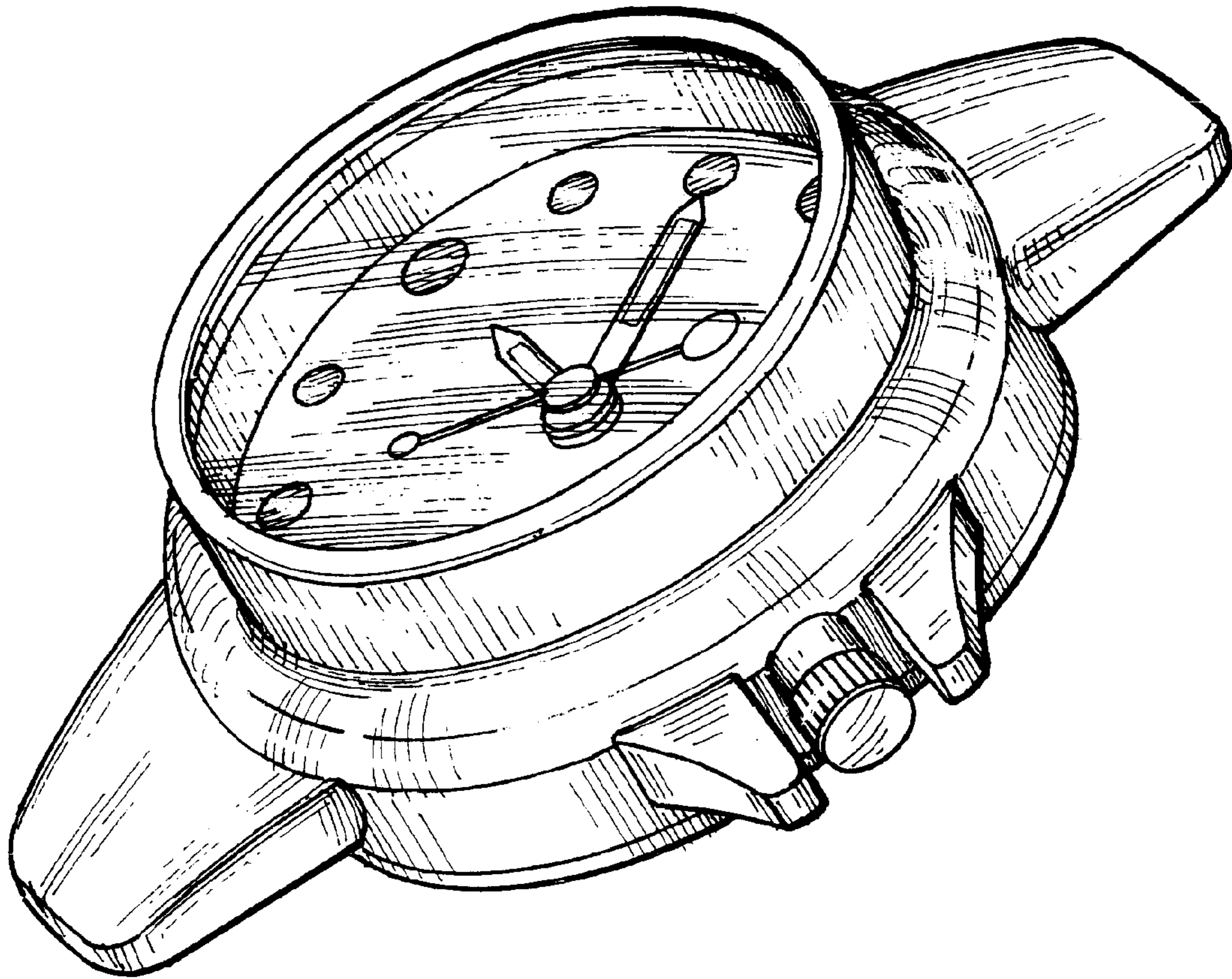


FIG. 1




FIG. 2

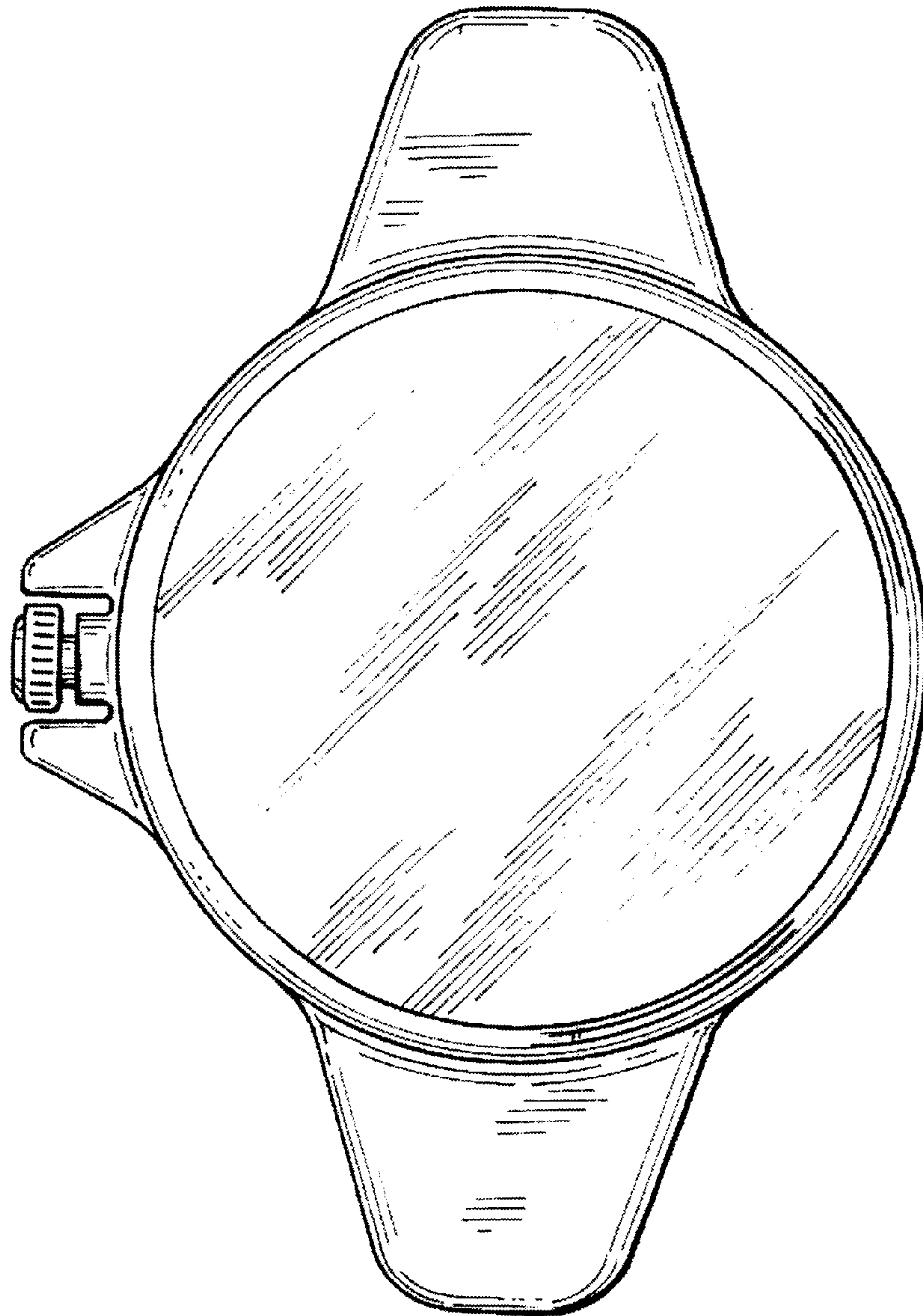


FIG. 3

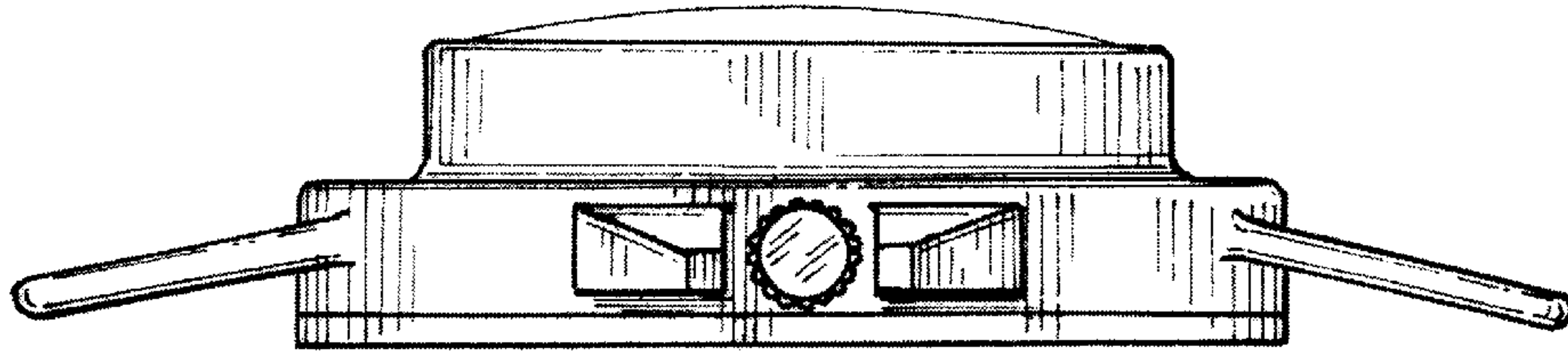


FIG. 4

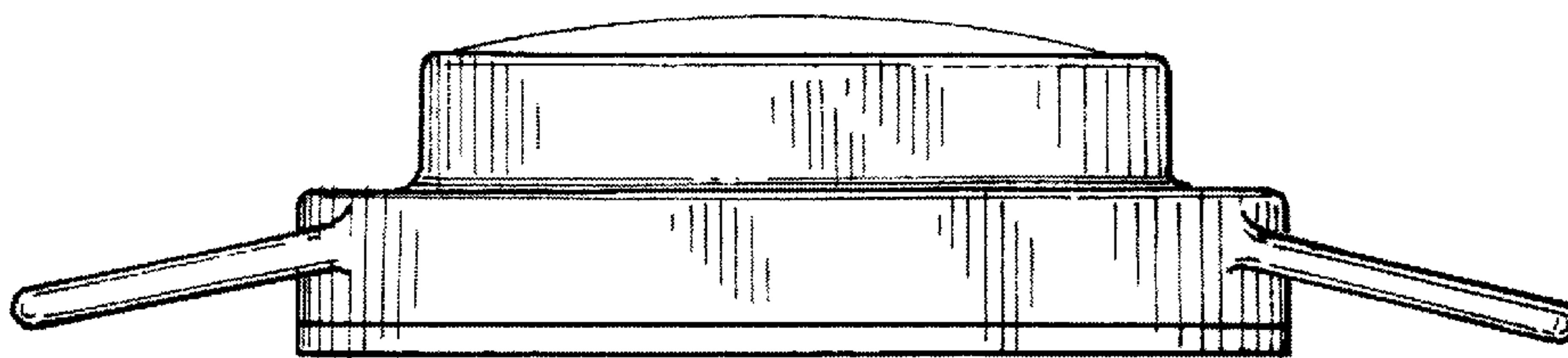


FIG. 5

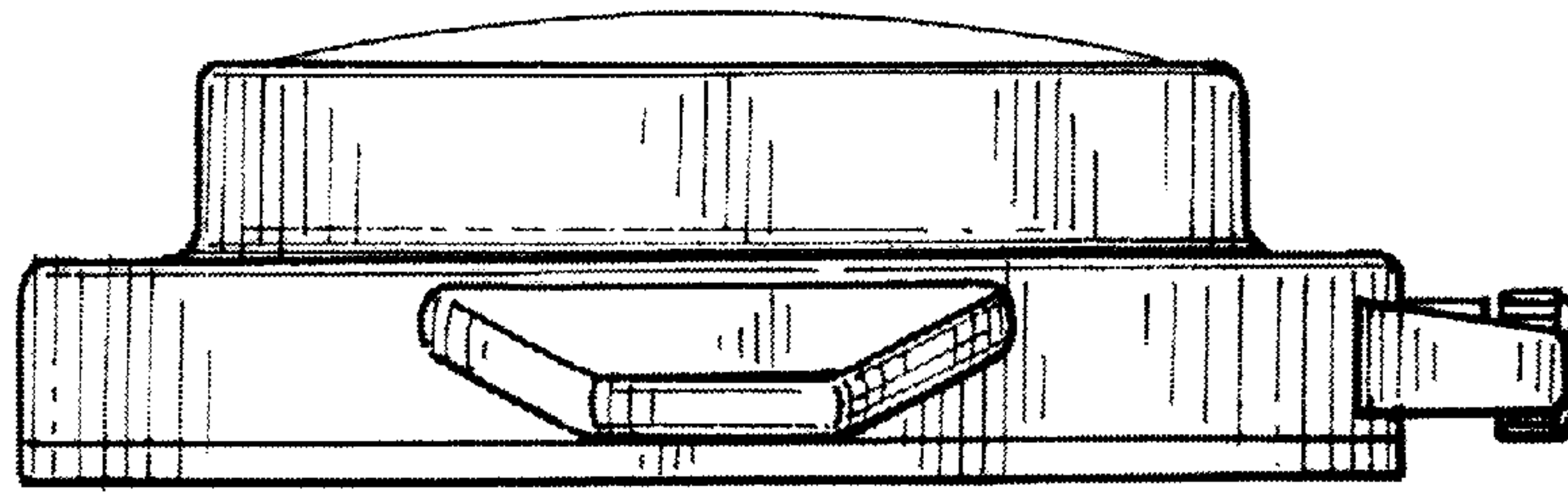


FIG. 6

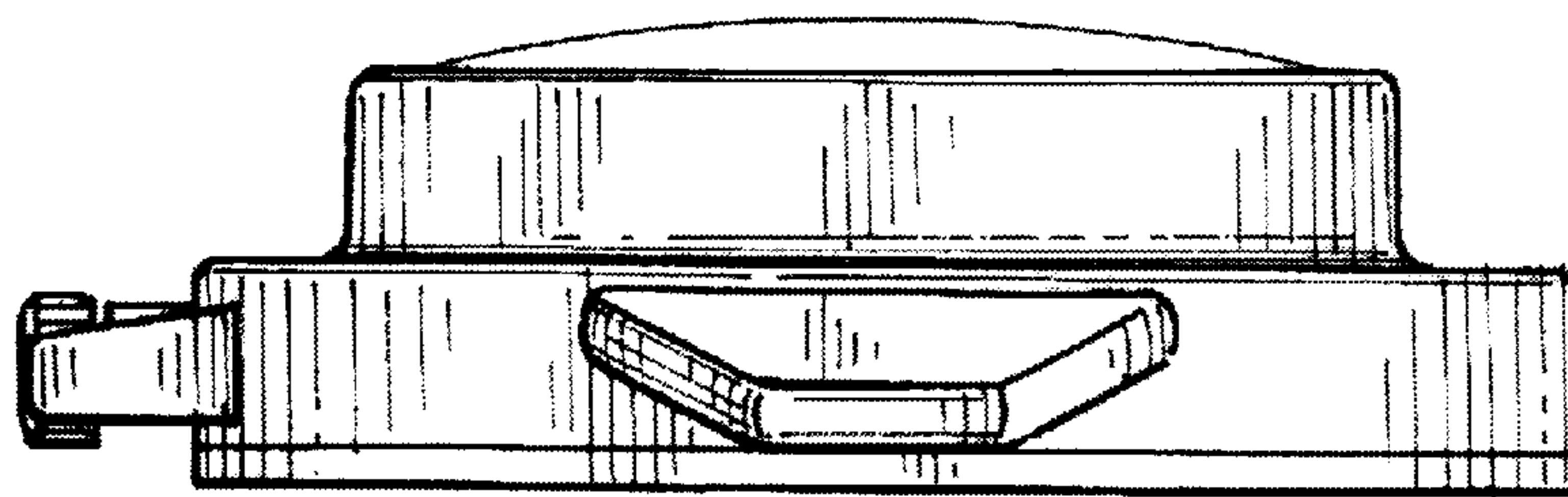


FIG. 7