



US00D519856S

(12) **United States Design Patent**
Tonohori

(10) **Patent No.:** **US D519,856 S**

(45) **Date of Patent:** **** May 2, 2006**

(54) **WRIST WATCH CASE**

(75) Inventor: **Ryuji Tonohori**, Nishitokyo (JP)

(73) Assignee: **Citizen Tokei Kabushiki Kaisha** (JP)

(**) Term: **14 Years**

(21) Appl. No.: **29/224,617**

(22) Filed: **Mar. 7, 2005**

(51) **LOC (8) Cl.** **10-02**

(52) **U.S. Cl.** **D10/38**

(58) **Field of Classification Search** D10/30-39,
D10/122-132; 368/276-278, 281-283, 285,
368/286, 294, 295, 82-84, 28-30, 37, 21,
368/239-242, 223, 228, 232, 80, 110, 113;
224/164, 168, 175; D11/3-25

See application file for complete search history.

(56) **References Cited**

U.S. PATENT DOCUMENTS

D301,840 S * 6/1989 Houlihan D10/30
D316,973 S * 5/1991 Fong D10/32

D317,872 S * 7/1991 Dobashi D10/32
D349,061 S * 7/1994 Morishima D10/38
D404,658 S * 1/1999 Hanagata D10/30
D407,030 S * 3/1999 Toyoshima et al. D10/39
D456,275 S * 4/2002 Blauer et al. D10/30
D503,115 S * 3/2005 Goto et al. D10/32

* cited by examiner

Primary Examiner—Lucy Lieberman

(74) *Attorney, Agent, or Firm*—Banner & Witcoff, Ltd.

(57) **CLAIM**

The ornamental design for a wrist watch case, as shown and described.

DESCRIPTION

FIG. 1 is a perspective view,
FIG. 2 is a front elevational view thereof,
FIG. 3 is a rear elevational view thereof,
FIG. 4 is a left side elevation view thereof,
FIG. 5 is a right side elevation view thereof,
FIG. 6 is a top plan view thereof; and,
FIG. 7 is a bottom plan view thereof.

1 Claim, 3 Drawing Sheets



FIG. 1



FIG. 2



FIG. 3




FIG. 4




FIG. 5




FIG. 6




FIG. 7

