



US00D519853S

(12) **United States Design Patent**
Sirmakes

(10) **Patent No.:** **US D519,853 S**

(45) **Date of Patent:** **** May 2, 2006**

(54) **WRISTWATCH**

(75) **Inventor:** **Vartan Sirmakes, Genthod (CH)**

(73) **Assignee:** **Franck Muller Watchland SA (CH)**

(**) **Term:** **14 Years**

(21) **Appl. No.:** **29/216,994**

(22) **Filed:** **Nov. 12, 2004**

(30) **Foreign Application Priority Data**

May 12, 2004 (CH) 130 630

(51) **LOC (8) Cl.** **10-02**

(52) **U.S. Cl.** **D10/32; D10/39**

(58) **Field of Classification Search** D10/30-39,
D10/122-132; D11/3-25; 368/281, 282,
368/285, 28-30, 239-242, 276-278, 82-84,
368/223, 228, 294, 295; 63/1.13, 5.1, 6, 11;
224/164, 168

See application file for complete search history.

(56) **References Cited**

U.S. PATENT DOCUMENTS

D391,176 S * 2/1998 Bulgari D10/39

D454,310 S * 3/2002 Dostourian D10/30
D454,802 S * 3/2002 Hegi D10/39
D462,278 S * 9/2002 Wunderman D10/32
D464,893 S * 10/2002 Ellia D10/39
D487,404 S * 3/2004 Dubarry D10/39
D490,000 S * 5/2004 Lassigne D10/32
D496,296 S * 9/2004 Nataf D10/126

* cited by examiner

Primary Examiner—Lucy Lieberman

(74) *Attorney, Agent, or Firm*—Sughrue Mion, PLLC

(57) **CLAIM**

The ornamental design for a wristwatch, as shown.

DESCRIPTION

FIG. 1 is a perspective view of the front and right side of a wristwatch showing my new design;
FIG. 2 is a front elevational view thereof;
FIG. 3 is a rear elevational view thereof;
FIG. 4 is a right side elevational view thereof;
FIG. 5 is a left side elevational view thereof;
FIG. 6 is a top plan view thereof; and,
FIG. 7 is a bottom plan view thereof.

1 Claim, 2 Drawing Sheets



FIG. 1



FIG. 2




FIG. 3




FIG. 4




FIG. 6




FIG. 5



FIG. 7

