



US00D519852S

(12) **United States Design Patent**  
**Roden**

(10) **Patent No.:** **US D519,852 S**

(45) **Date of Patent:** **\*\* May 2, 2006**

(54) **WRISTWATCH**

(75) Inventor: **Gérald Roden**, Geneva (CH)

(73) Assignee: **Daniel Roth et Gerald Haute Horlogerie S.A.**, Meyrin (CH)

(\*\*) Term: **14 Years**

(21) Appl. No.: **29/214,916**

(22) Filed: **Oct. 13, 2004**

(30) **Foreign Application Priority Data**

Apr. 13, 2004 (WO) ..... DM/065 306

(51) **LOC (8) Cl.** ..... **10-02**

(52) **U.S. Cl.** ..... **D10/31; D10/32; D10/39**

(58) **Field of Classification Search** ..... D10/30-39,  
D10/122-132; D11/3-25; 368/280-283,  
368/82-84, 28-30, 239-242, 276-278, 228-236,  
368/285, 223, 238, 113, 294, 295, 80; 224/164,  
224/168

See application file for complete search history.

(56) **References Cited**

**U.S. PATENT DOCUMENTS**

D4,649 S \* 2/1871 Gale ..... D10/124  
2,361,563 A \* 10/1944 Pellaton ..... 368/80  
3,277,646 A \* 10/1966 Howard, Sr. .... 368/281  
D303,504 S \* 9/1989 Hysek ..... D10/32  
D317,128 S \* 5/1991 Benson ..... D10/32  
D326,823 S \* 6/1992 Wunderman ..... D10/32  
5,235,562 A \* 8/1993 Vaucher ..... 368/28  
6,275,450 B1 \* 8/2001 Makiba ..... 368/80

D447,705 S \* 9/2001 Scheufele ..... D10/39  
D460,002 S \* 7/2002 Wunderman ..... D10/32  
D473,473 S \* 4/2003 Wunderman ..... D10/32  
D473,476 S \* 4/2003 Roden ..... D10/32  
6,567,345 B1 \* 5/2003 Furukawa et al. .... 368/80  
6,894,951 B1 \* 5/2005 Brandt et al. .... 368/80

**OTHER PUBLICATIONS**

Swiss Watch & Jewelry Journal, Feb., 1987, p. 435, Vacheron Constantin watch No. 10.\*

Hong Kong Enterprise, Jul. 1988, p. 19, Asia Commercial Co. watches.\*

Timepieces, Jun. 1989, p. 50, watches.\*

\* cited by examiner

*Primary Examiner*—Lucy Lieberman

(74) *Attorney, Agent, or Firm*—Sughrue Mion, PLLC

(57) **CLAIM**

The ornamental design for a wristwatch, as shown.

**DESCRIPTION**

FIG. 1 is a perspective view of the front and right side of a wristwatch showing my new design;

FIG. 2 is a perspective view of the rear and right side thereof;

FIG. 3 is a front elevational view thereof;

FIG. 4 is a rear elevational view thereof;

FIG. 5 is a right side elevational view thereof;

FIG. 6 is a left side elevational view thereof;

FIG. 7 is a top plan view thereof; and,

FIG. 8 is a bottom plan view thereof.

**1 Claim, 2 Drawing Sheets**






FIG. 1



FIG. 2



FIG. 3



FIG. 4






FIG. 5




FIG. 7





FIG. 6



FIG. 8



UNITED STATES PATENT AND TRADEMARK OFFICE  
**CERTIFICATE OF CORRECTION**

PATENT NO. : Des. 519,852 S  
APPLICATION NO. : 29/214916  
DATED : May 2, 2006  
INVENTOR(S) : Gerald Roden

Page 1 of 1

It is certified that error appears in the above-identified patent and that said Letters Patent is hereby corrected as shown below:

On Title Page

Item (73) should read Assignee: Daniel Roth et Gerald **Genta** Haute  
Horlogerie S.A., Meyrin (CH)

Signed and Sealed this

Nineteenth Day of June, 2007

A handwritten signature in black ink on a dotted background. The signature reads "Jon W. Dudas" in a cursive style.

JON W. DUDAS

*Director of the United States Patent and Trademark Office*