

US00D519846S

(12) **United States Design Patent**  
**Bouroullec et al.**

(10) **Patent No.:** **US D519,846 S**

(45) **Date of Patent:** **\*\* May 2, 2006**

(54) **FLASK**

(75) Inventors: **Erwan Bouroullec**, Saint Denis (FR);  
**Ronan Bouroullec**, Saint Denis (FR)

(73) Assignee: **Beaute Prestige International**, Paris (FR)

(\*\*) Term: **14 Years**

(21) Appl. No.: **29/174,804**

(22) Filed: **Jan. 27, 2003**

(30) **Foreign Application Priority Data**

Jul. 25, 2002 (FR) ..... 02 4567

(51) **LOC (8) Cl.** ..... **09-05**

(52) **U.S. Cl.** ..... **D9/702; D9/697**

(58) **Field of Classification Search** ..... D9/302,  
D9/305, 306, 696, 697, 702, 707, 710, 520,  
D9/521, 529, 416, 434; 383/36, 61, 96, 97,  
383/104, 106, 122; 222/105, 107, 92, 94;  
206/256; 150/133

See application file for complete search history.

(56) **References Cited**

**U.S. PATENT DOCUMENTS**

2,884,979 A \* 5/1959 Corbe ..... 150/133

3,437,258 A \* 4/1969 Kugler ..... 383/104  
5,350,240 A \* 9/1994 Billman et al. .... 383/104  
D409,481 S \* 5/1999 Smith et al. .... D9/302  
D440,868 S \* 4/2001 Berman ..... D9/305  
D471,090 S \* 3/2003 Jones ..... D9/305

\* cited by examiner

*Primary Examiner*—Paula A. Greene

(74) *Attorney, Agent, or Firm*—Dennison, Schultz,  
Dougherty & MacDonald

(57) **CLAIM**

The ornamental design for a flask, as shown.

**DESCRIPTION**

FIG. 1 is front elevational view of the flask showing our new design;

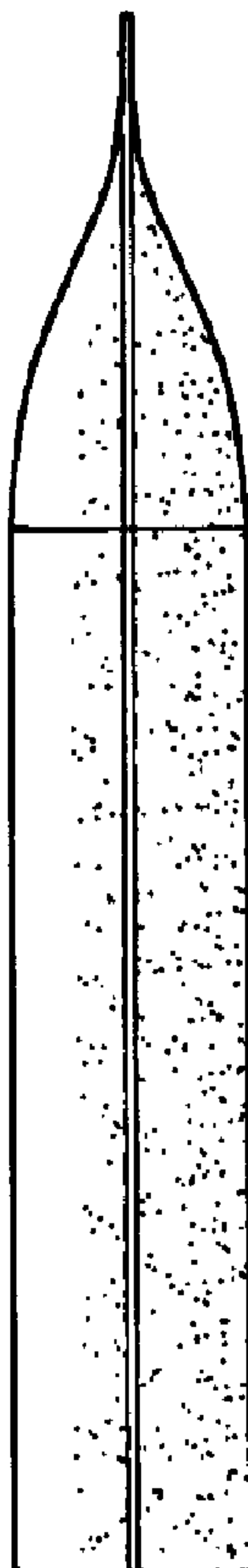
FIG. 2 is a right side elevation thereof, the left side elevation being a mirror image thereof;

FIG. 3 is a perspective view thereof;

FIG. 4 is a top plan view thereof; and,

FIG. 5 is a bottom plan view of our design.

**1 Claim, 1 Drawing Sheet**






FIG. 1

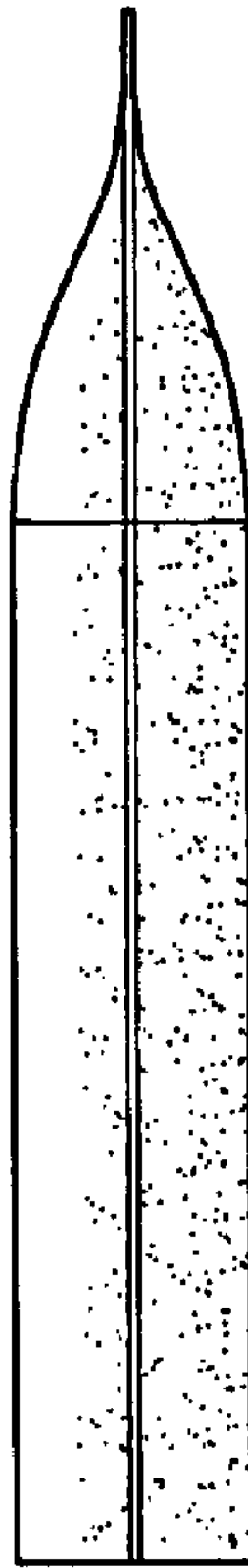


FIG. 2



FIG. 3

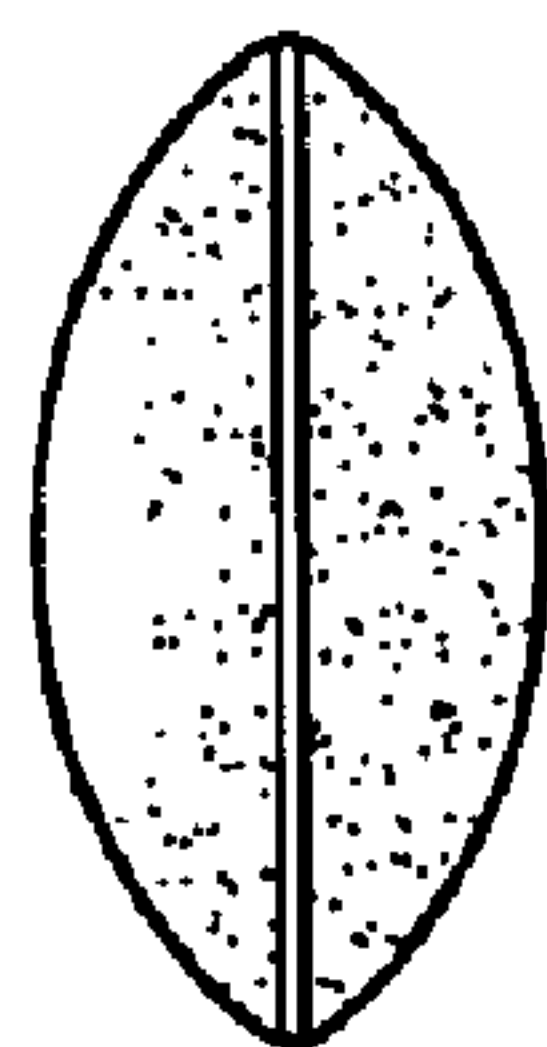


FIG. 4




FIG. 5