



US00D519816S

(12) **United States Design Patent**
Budrow et al.

(10) **Patent No.:** **US D519,816 S**

(45) **Date of Patent:** **** May 2, 2006**

(54) **TOOLBOX SAW**

(75) Inventors: **William B. Budrow**, Long Beach, CA
(US); **Mark A. Pudwill**, Simi Valley,
CA (US)

(73) Assignee: **AWI Acquisition Company**, Sylmar,
CA (US)

(**) Term: **14 Years**

(21) Appl. No.: **29/214,285**

(22) Filed: **Sep. 29, 2004**

(51) **LOC (8) Cl.** **08-03**

(52) **U.S. Cl.** **D8/95**

(58) **Field of Classification Search** D8/95,
D8/96, 97, 98, 99; 30/166.3, 506, 507, 509,
30/511, 512, 513, 515, 517, 518, 519
See application file for complete search history.

(56) **References Cited**

U.S. PATENT DOCUMENTS

D317,395 S * 6/1991 Landahl D8/97

D395,218 S * 6/1998 Martin D8/97
D440,856 S * 4/2001 Jimenez D8/97
D442,458 S * 5/2001 Jimenez D8/97
D463,966 S * 10/2002 Juhlin D8/97
D488,981 S * 4/2004 Jimenez D8/97
D499,947 S * 12/2004 Martin et al. D8/97

* cited by examiner

Primary Examiner—Philip S. Hyder

(74) *Attorney, Agent, or Firm*—Jack C. Munro

(57) **CLAIM**

The ornamental design for toolbox saw, as shown and described.

DESCRIPTION

FIG. 1 is a left side elevational view of the toolbox saw showing my new design with the right side being identical but reversed;

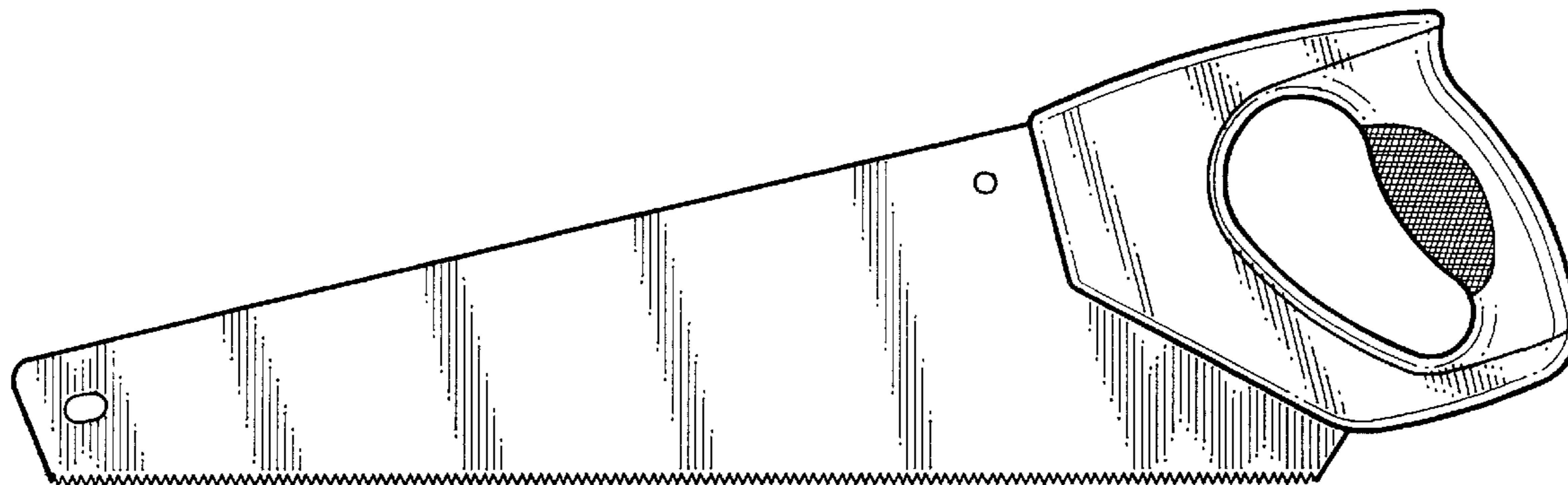
FIG. 2 is a top plan view thereof;

FIG. 3 is a front end elevational view thereof;

FIG. 4 is a rear end elevational view thereof; and,

FIG. 5 is a bottom plan view of thereof.

1 Claim, 2 Drawing Sheets



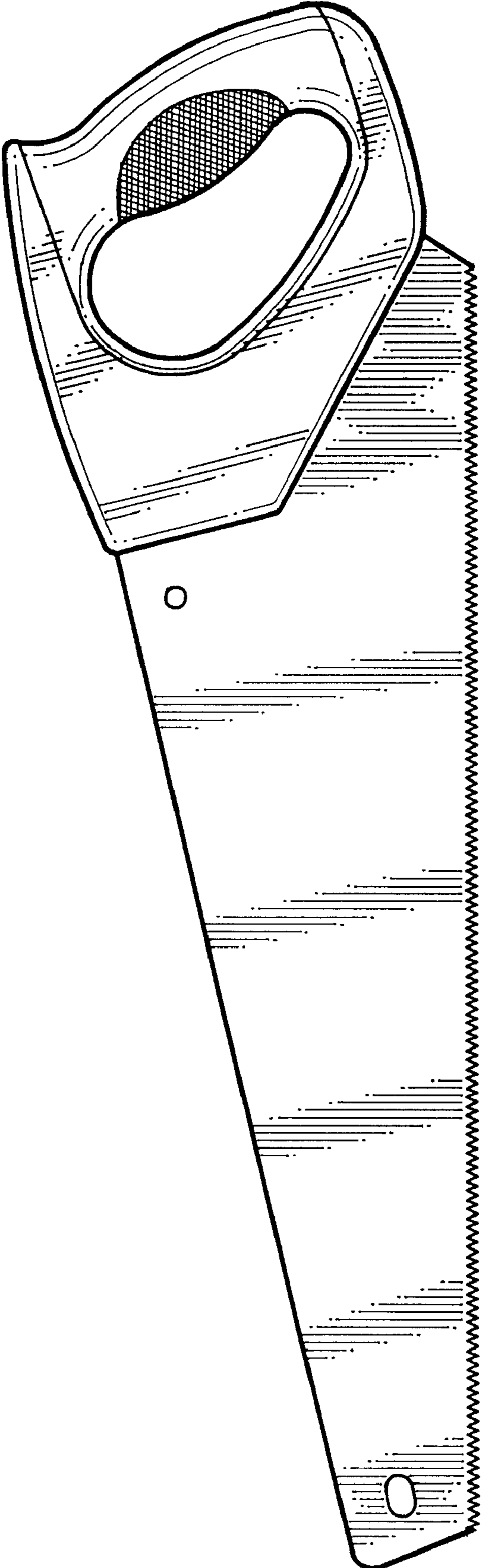


FIG. 1




FIG. 2




FIG. 3

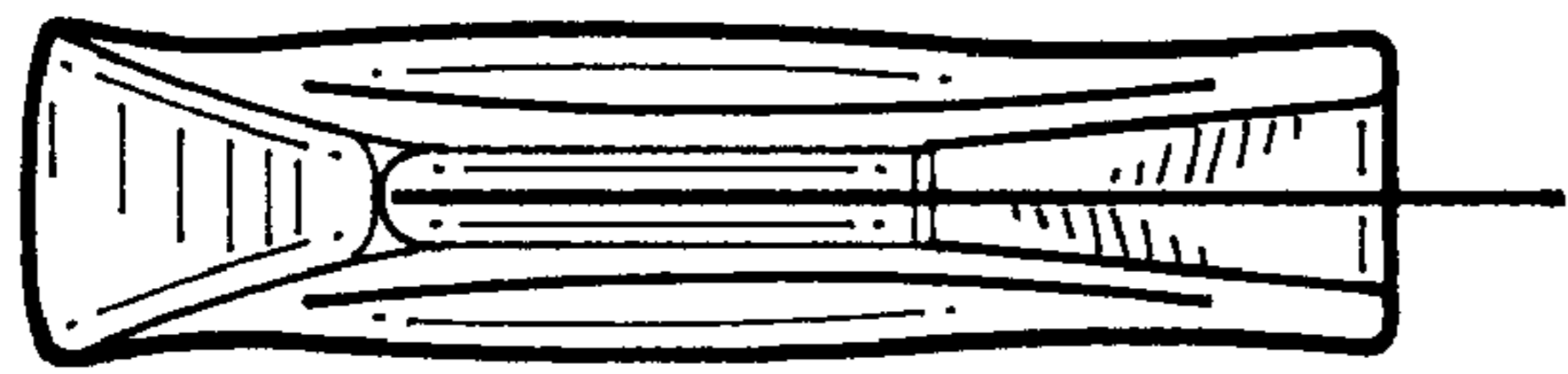


FIG. 4




FIG. 5