



US00D519813S

(12) **United States Design Patent**  
**Hung**

(10) **Patent No.:** **US D519,813 S**

(45) **Date of Patent:** **\*\* May 2, 2006**

(54) **HATCHET**

(76) **Inventor:** **Yi-Kung Hung**, No. 29, Putou St.,  
Lochin Li, Lukang Chen, Changhua  
Hsien (TW)

(\*\*) **Term:** **14 Years**

(21) **Appl. No.:** **29/214,106**

(22) **Filed:** **Sep. 29, 2004**

(51) **LOC (8) Cl.** ..... **08-02**

(52) **U.S. Cl.** ..... **D8/76**

(58) **Field of Classification Search** ..... D8/75,  
D8/76, 7, 78, 81, 98, 99, 105; 30/308.1, 308.2;  
7/143, 144, 145; 81/20, 21  
See application file for complete search history.

(56) **References Cited**

**U.S. PATENT DOCUMENTS**

- D183,411 S \* 8/1958 Thretheway ..... D8/76
- D301,969 S \* 7/1989 Giordano ..... D8/76
- D302,235 S \* 7/1989 Giordano ..... D8/76
- 5,141,353 A \* 8/1992 Meredith et al. .... 30/308.1

- D354,212 S \* 1/1995 Ronnholm et al. .... D8/76
- D356,480 S \* 3/1995 Ronnholm et al. .... D8/76
- D362,795 S \* 10/1995 Ronnholm ..... D8/76
- 5,701,675 A \* 12/1997 Hall et al. .... 30/123
- D402,874 S \* 12/1998 Hall et al. .... D8/76

\* cited by examiner

*Primary Examiner*—Philip S. Hyder

(74) *Attorney, Agent, or Firm*—Rosenberg, Klein & Lee

(57) **CLAIM**

The ornamental design for a hatchet, as shown.

**DESCRIPTION**

FIG. 1 is a perspective view of a hatchet, showing my new design;

FIG. 2 is a front view thereof;

FIG. 3 is a rear view thereof;

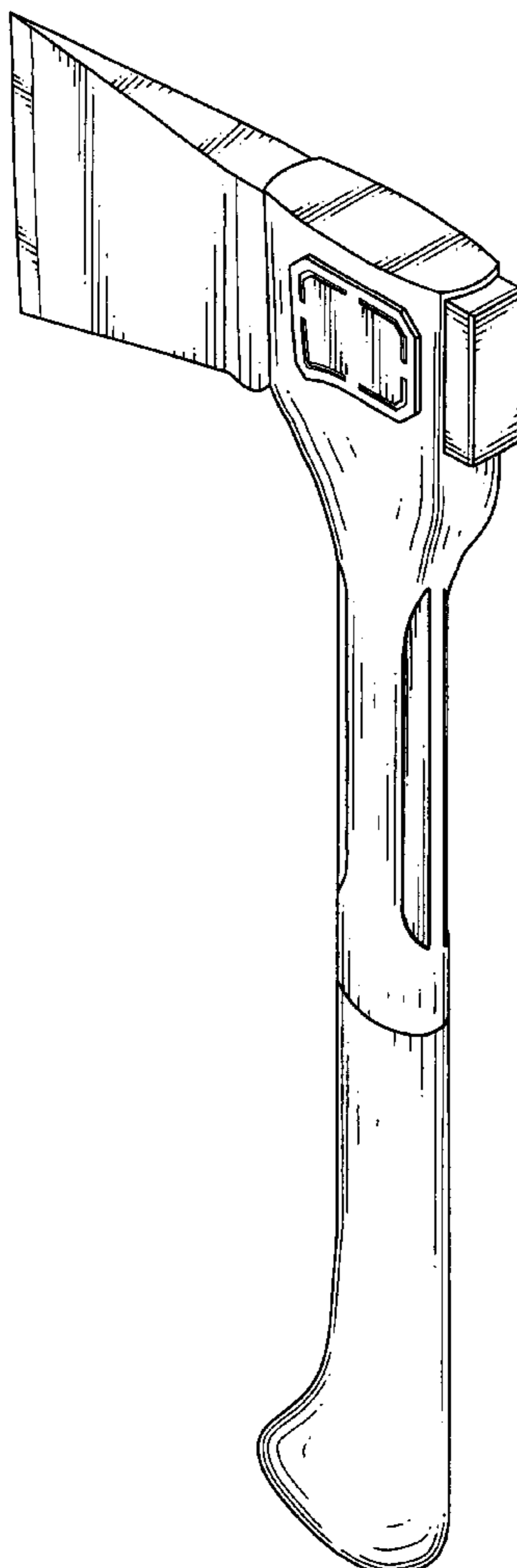
FIG. 4 is a left side view thereof;

FIG. 5 is a right side view thereof;

FIG. 6 is top view thereof; and,

FIG. 7 is a bottom view thereof.

**1 Claim, 6 Drawing Sheets**



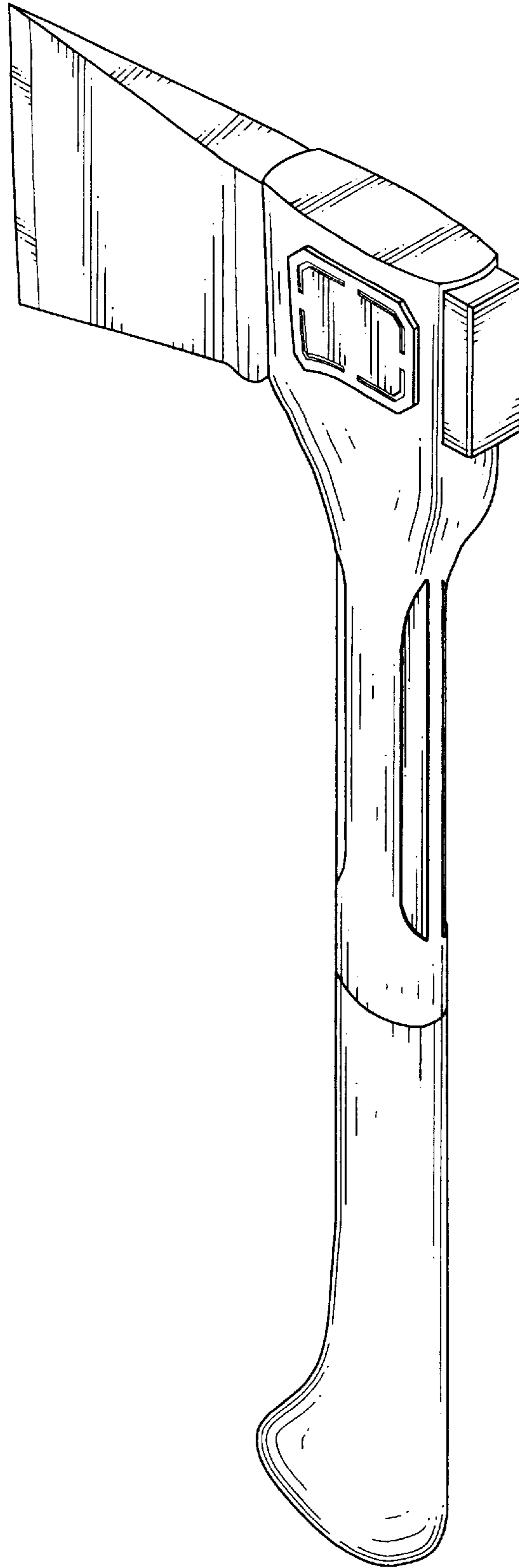


FIG. 1

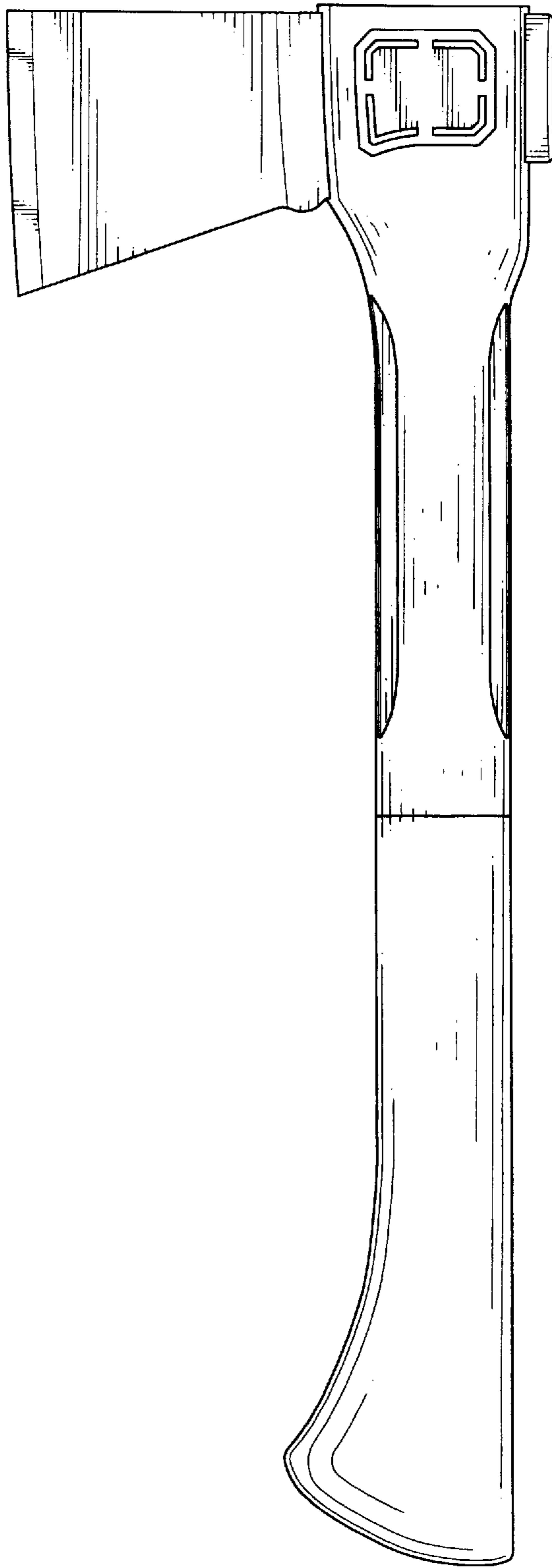


FIG. 2

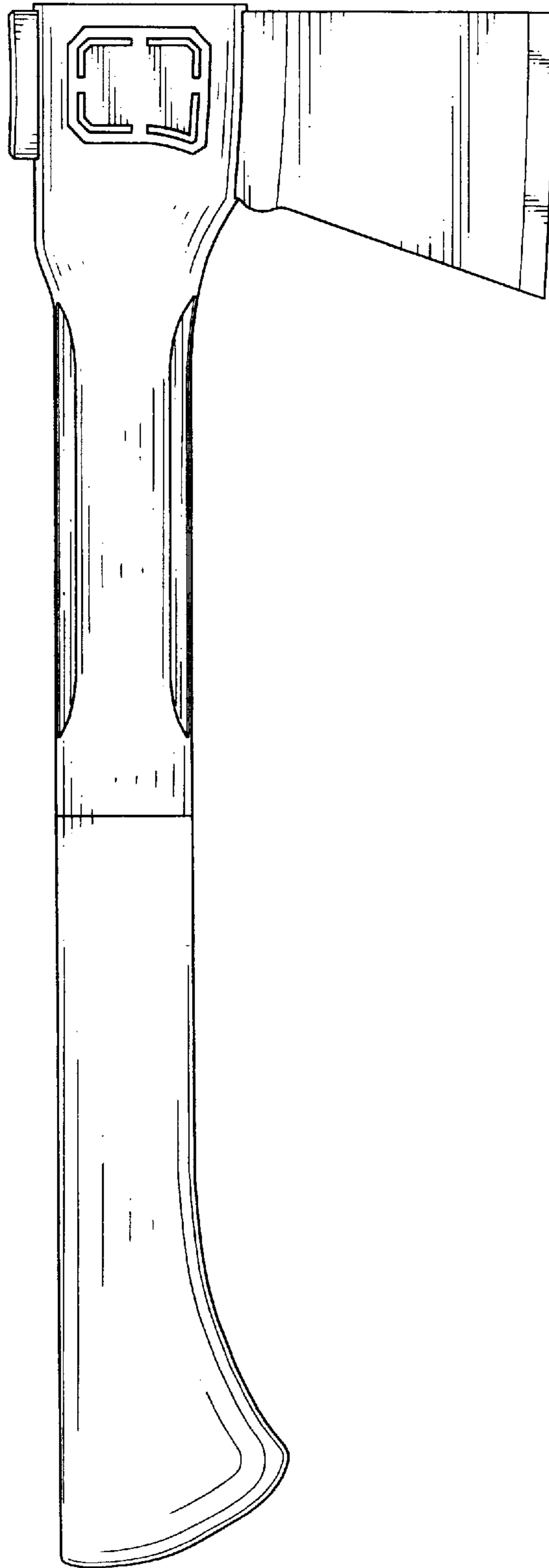


FIG. 3

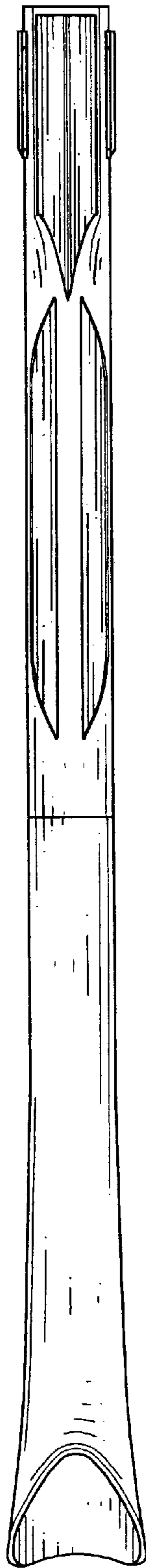


FIG. 4

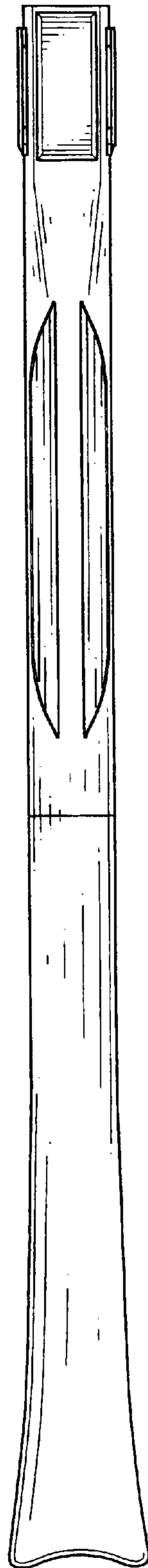


FIG. 5

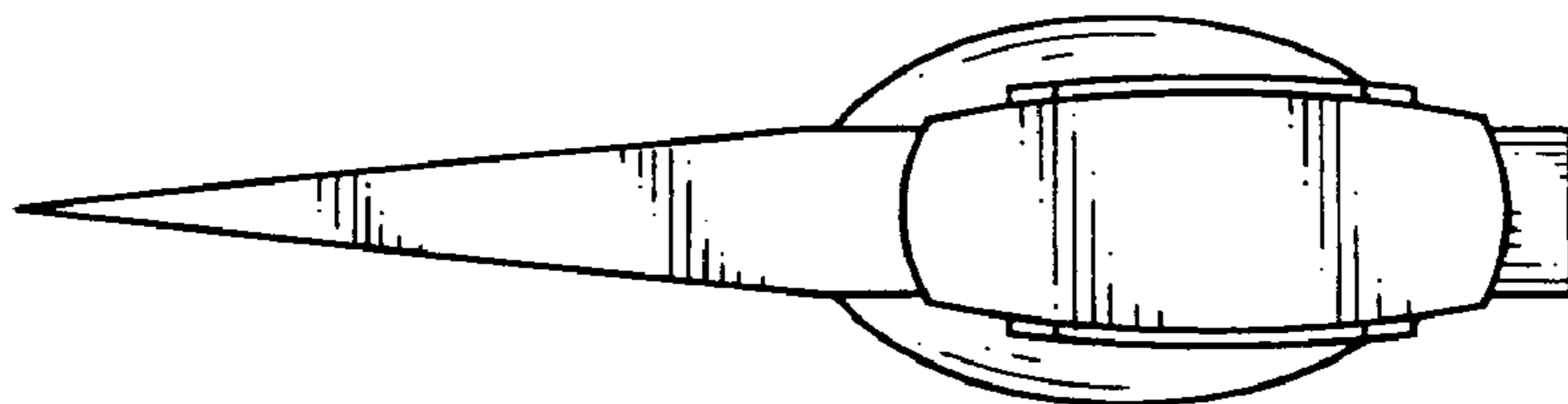


FIG. 6

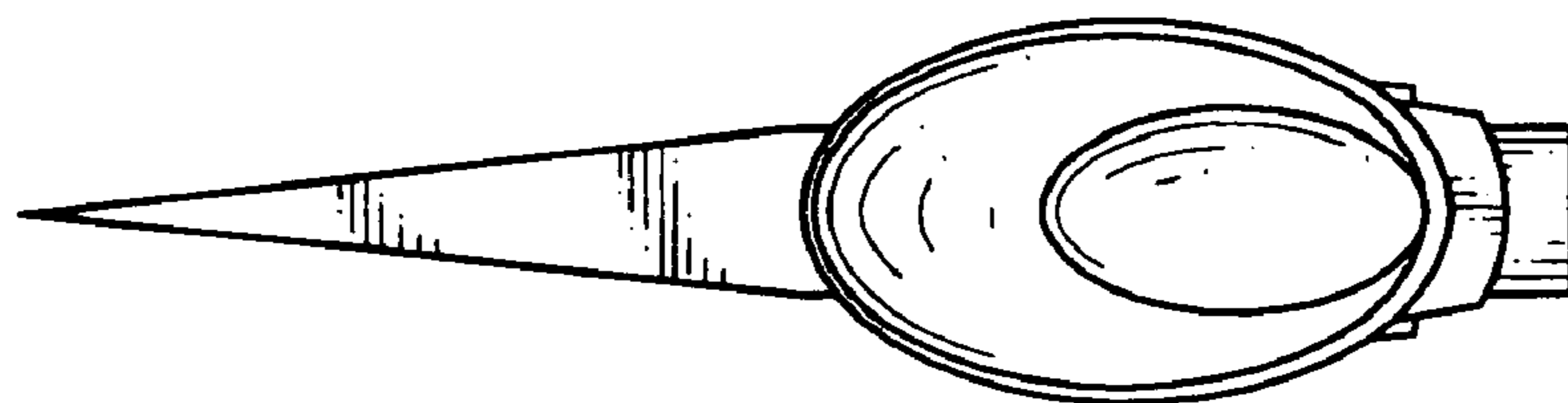


FIG. 7