



US00D519787S

(12) **United States Design Patent**
Kilders

(10) **Patent No.:** **US D519,787 S**

(45) **Date of Patent:** **** May 2, 2006**

(54) **PLATE/DISH**

(75) Inventor: **Robert Kilders**, Milan (IT)

(73) Assignee: **Villeroy & Boch AG**, Metlach (DE)

(**) Term: **14 Years**

(21) Appl. No.: **29/209,733**

(22) Filed: **Jul. 21, 2004**

(30) **Foreign Application Priority Data**

Jan. 28, 2004 (EM) 000 129 085

(51) **LOC (8) Cl.** **07-01**

(52) **U.S. Cl.** **D7/549; D7/553.1; D7/555**

(58) **Field of Classification Search** D7/553.6,
D7/549, 505, 584, 586, 566, 500, 543, 552.1,
D7/553.1, 701, 546, 553.8, 558, 555, 708.1;
229/406; 211/74; 248/311.1; 493/167; 220/574,
220/575, 3, 2.83; 206/561, 562, 563, 217
See application file for complete search history.

(56) **References Cited**

U.S. PATENT DOCUMENTS

- D145,764 S * 10/1946 Zelov D7/549
- D182,396 S * 4/1958 Berry, Jr. D7/549
- D194,114 S * 11/1962 Graham D7/549
- D201,696 S * 7/1965 Zorn D7/549
- D290,919 S * 7/1987 Beute D7/543
- 5,085,391 A * 2/1992 Berger et al. 248/311.2
- 5,110,170 A * 5/1992 Boatwright 294/146

- D326,588 S * 6/1992 Meisel D7/549
- 5,419,455 A * 5/1995 Russeau 220/575
- D359,885 S * 7/1995 Yanuzzi D7/553.8
- D366,598 S * 1/1996 Geddes D7/553.1
- 5,551,593 A * 9/1996 Wiens 220/575
- 5,607,077 A * 3/1997 Torkelson 220/575
- D392,156 S * 3/1998 Michael D7/546
- 6,129,235 A * 10/2000 Creske 220/575
- D453,891 S * 2/2002 Sussman D7/553.1
- D455,316 S * 4/2002 Carpenter D7/549
- 6,651,836 B1 * 11/2003 Hofheins et al. 220/575
- 6,691,890 B1 * 2/2004 Persson 220/575

* cited by examiner

Primary Examiner—M. N. Pandozzi

(74) *Attorney, Agent, or Firm*—Friedrich Kueffner

(57) **CLAIM**

The ornamental design for a plate/dish, as shown and described.

DESCRIPTION

FIG. 1 is a top view thereof of a plate/dish showing my new design;

FIG. 2 is a bottom view thereof;

FIG. 3 is a perspective view thereof;

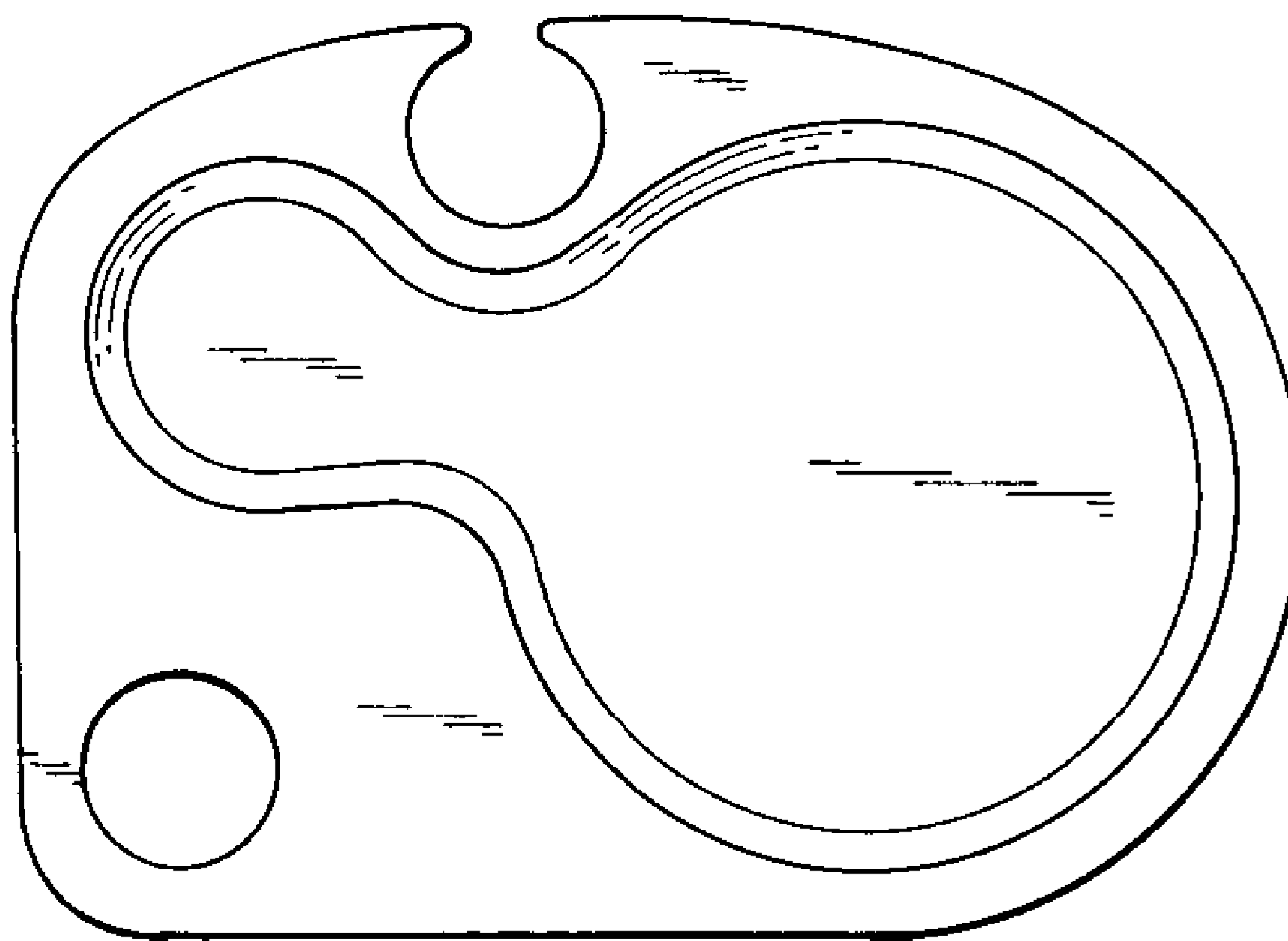
FIG. 4 is a front perspective view thereof;

FIG. 5 is a rear perspective view thereof;

FIG. 6 is a side perspective view; and,

FIG. 7 is an opposite side perspective view thereof.

1 Claim, 1 Drawing Sheet



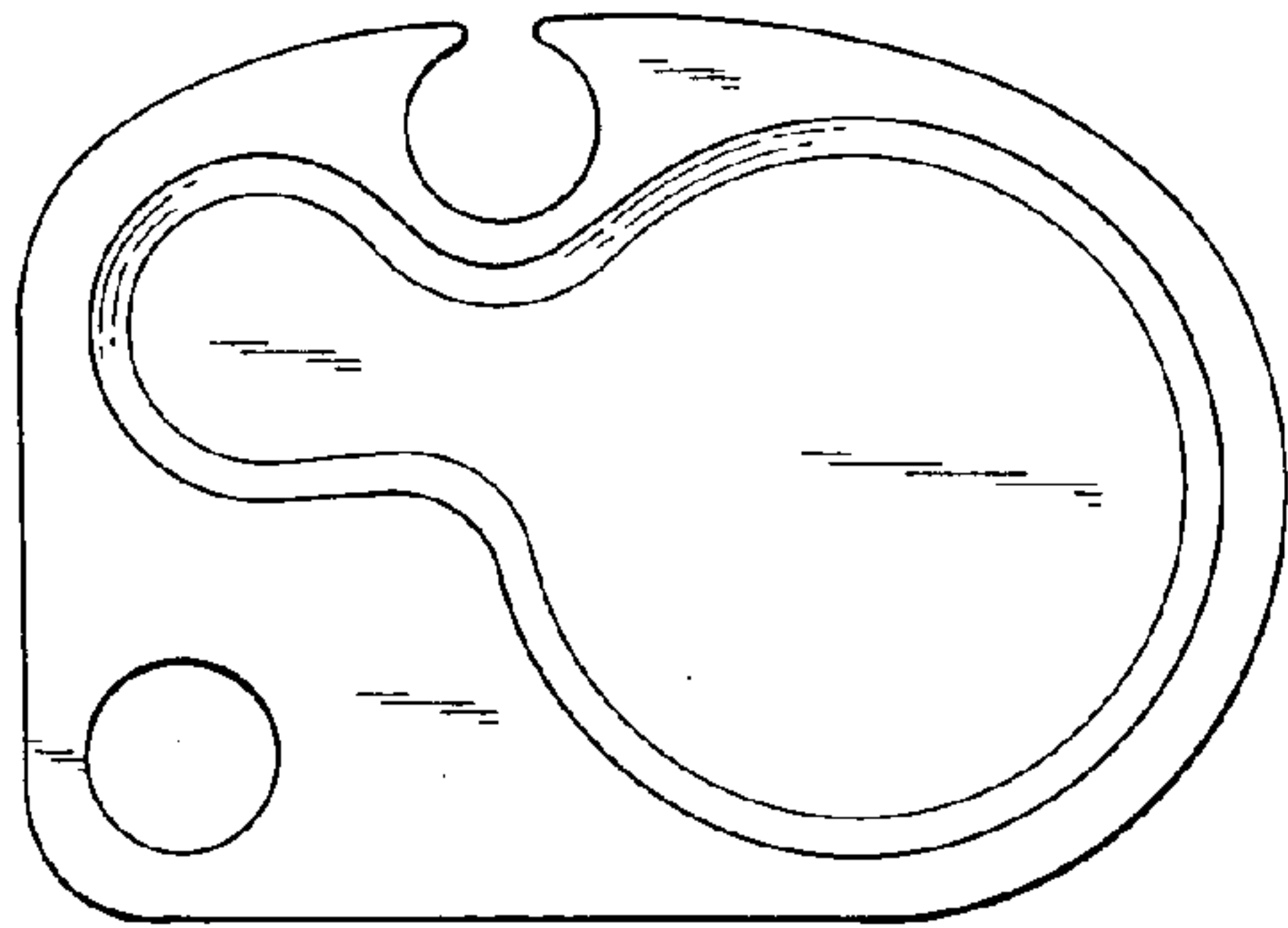


FIG.1

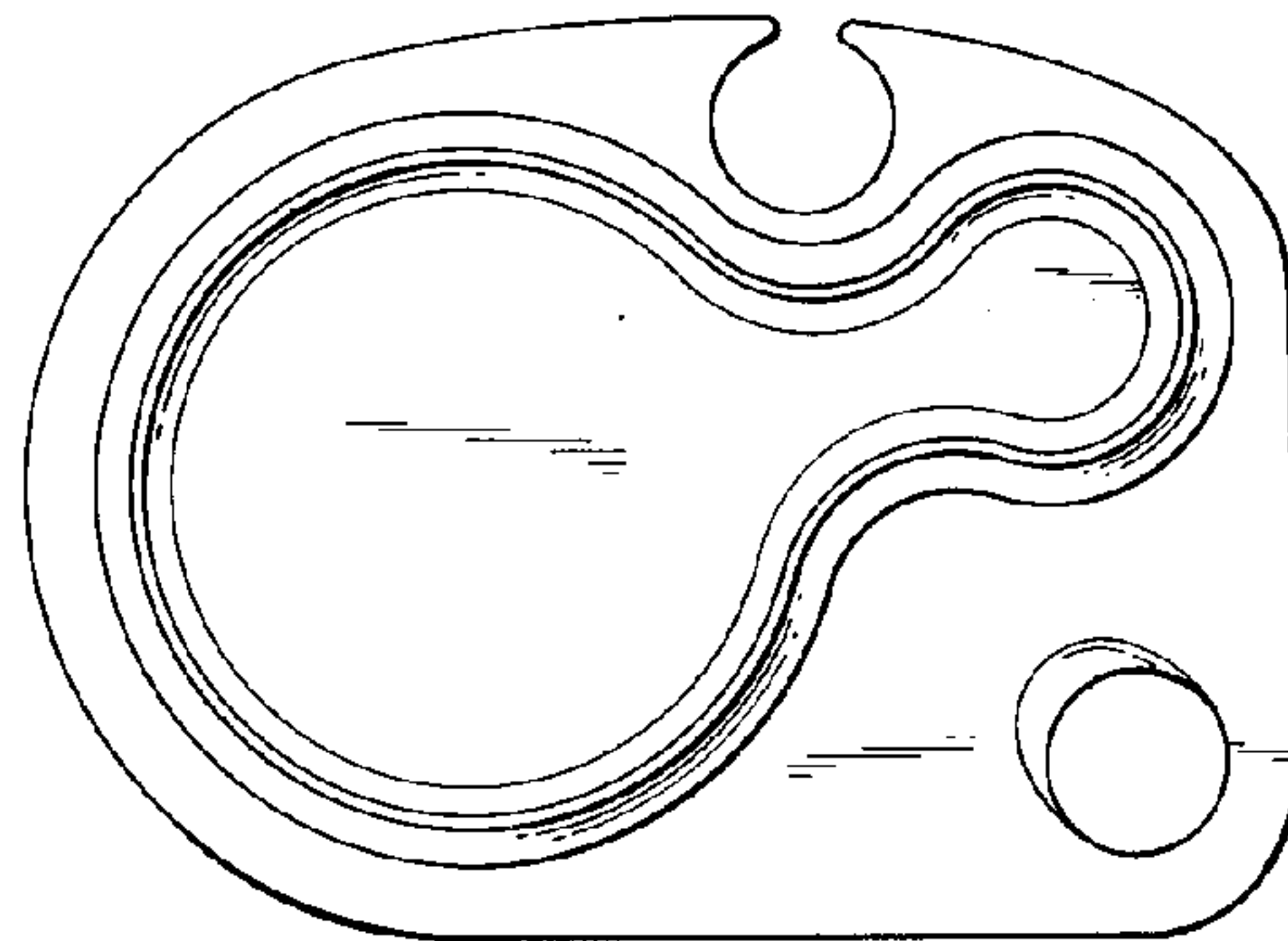


FIG.2




FIG.3




FIG.4




FIG.5




FIG.6



FIG.7