



US00D519786S

(12) **United States Design Patent**
Betras

(10) **Patent No.:** **US D519,786 S**

(45) **Date of Patent:** **** May 2, 2006**

(54) **CUP**

(75) Inventor: **Joe Betras**, Spartanburg, SC (US)

(73) Assignee: **Betras Plastics, Inc.**, Spartanburg, SC (US)

(**) Term: **14 Years**

(21) Appl. No.: **29/214,010**

(22) Filed: **Sep. 27, 2004**

(51) **LOC (8) Cl.** **07-01**

(52) **U.S. Cl.** **D7/523; D7/510; D7/509**

(58) **Field of Classification Search** D7/509,
D7/523, 535, 531, 532, 619.1, 510, 511, 307;
D34/1; D11/146, 143; D9/432, 522, 526;
220/608, 675, 703, 592, 16, 592.17; 229/400;
215/DIG. 7, 12.1, 382, 383.3, 84, 387
See application file for complete search history.

(56) **References Cited**

U.S. PATENT DOCUMENTS

3,137,431 A	*	6/1964	Crouse et al.	229/400
D201,926 S	*	8/1965	Roach	D9/432
D239,151 S	*	3/1976	Lundlin	D7/523
D240,284 S	*	6/1976	Sarpaneva	D7/523

D267,140 S	*	12/1982	Thompson	D7/531
D340,385 S	*	10/1993	Durand	D7/509

* cited by examiner

Primary Examiner—M. N. Pandozzi

(74) *Attorney, Agent, or Firm*—Dority & Manning, P.A.

(57) **CLAIM**

The ornamental design for a cup, as shown and described.

DESCRIPTION

FIG. 1 is a front perspective view of the cup according to the present invention.

FIG. 2 is a rear perspective view of the cup illustrated in FIG. 1.

FIG. 3 is a bottom plan view of the cup illustrated in FIG. 1.

FIG. 4 is a left side plan view of the bottle illustrated in FIG. 1.


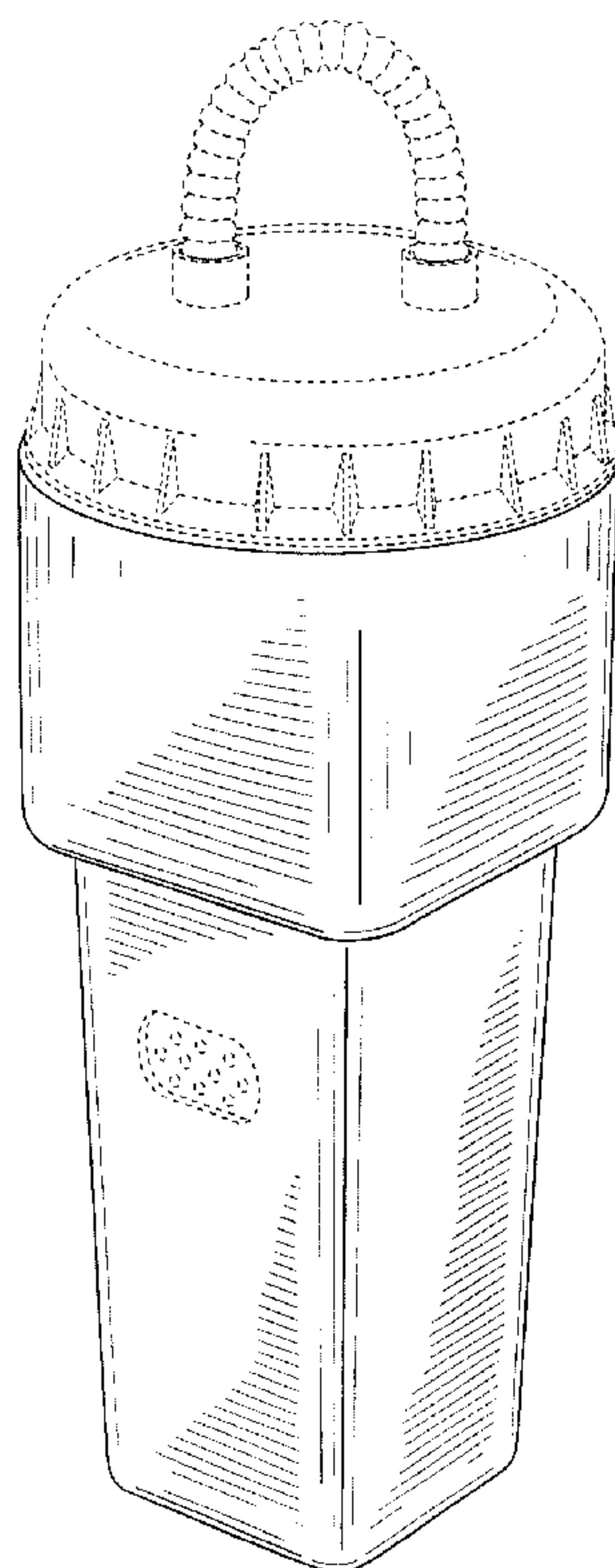
FIG. 5 is a right side plan view of the bottle illustrated in FIG. 1; and,

FIG. 6 is a front view thereof, the rear view being identical.

The dotted lines showing the lid in FIGS. 1, 2, 4, 5, and 6 and showing the thumb and finger indentions in FIGS. 1–5 are environmental only and form no part of the claimed design.

The broken lines in the drawings are for illustrative purposes only and form no part of the claimed design.

1 Claim, 4 Drawing Sheets



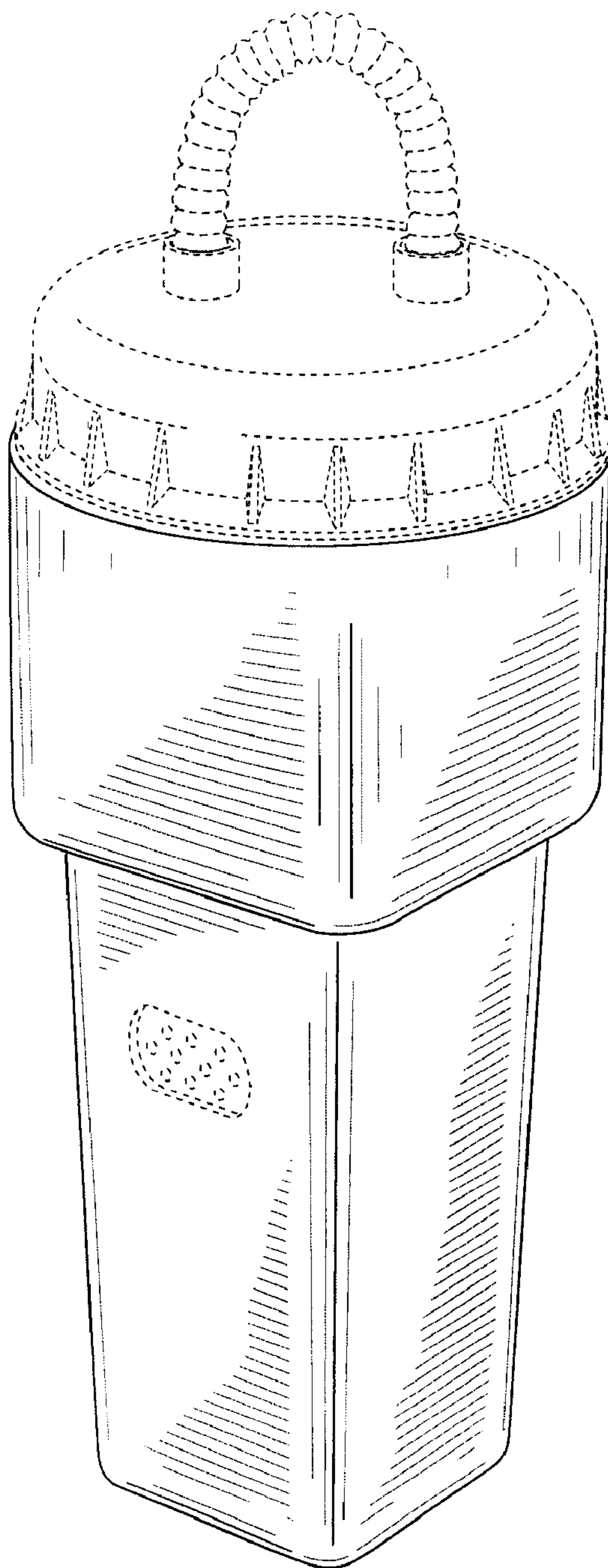


FIG. 1

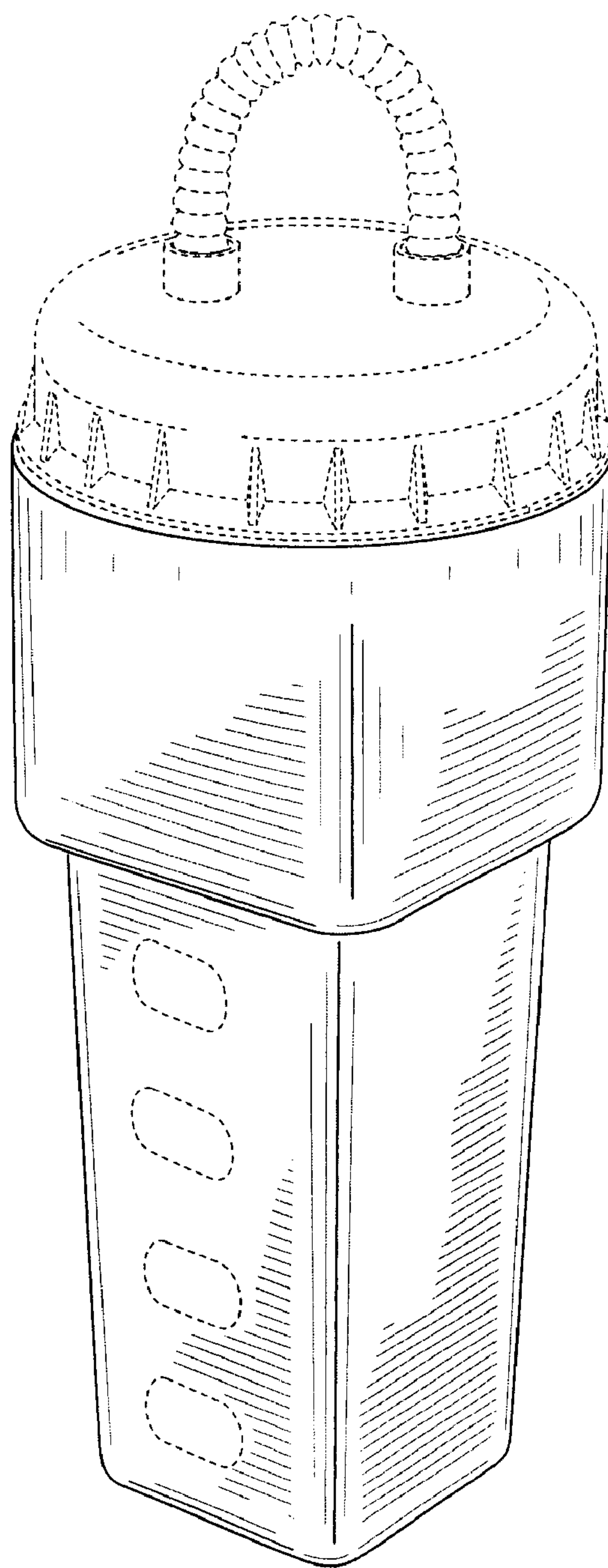


FIG. 2

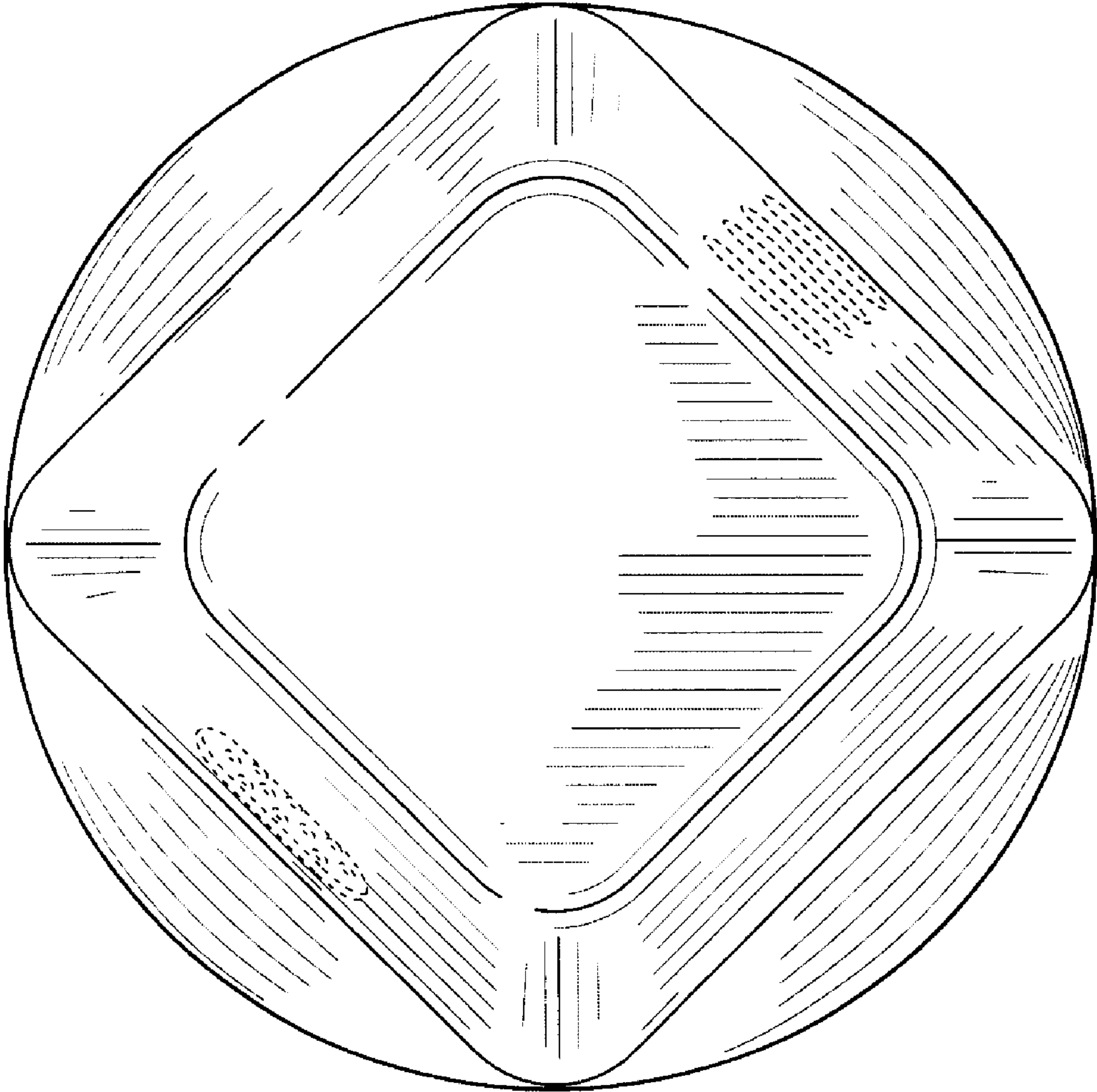


FIG. 3




FIG. 4




FIG. 5




FIG. 6