



US00D519779S

(12) **United States Design Patent**
Varelli

(10) **Patent No.:** **US D519,779 S**

(45) **Date of Patent:** **** May 2, 2006**

(54) **UNIVERSAL EASY POUR HOLDER**

D483,799 S * 12/2003 Kadota D8/315

(76) Inventor: **Michael R. Varelli**, 4680 Monticello
Blvd., South Euclid, OH (US) 44143

* cited by examiner

(**) Term: **14 Years**

Primary Examiner—Terry A. Wallace

(74) *Attorney, Agent, or Firm*—Joseph H. Taddeo

(21) Appl. No.: **29/202,760**

(57) **CLAIM**

(22) Filed: **Apr. 6, 2004**

The ornamental design for a universal easy pour holder, as shown and described.

(51) **LOC (8) Cl.** **07-01**

DESCRIPTION

(52) **U.S. Cl.** **D7/393; D7/601**

(58) **Field of Classification Search** D7/393,
D7/601; D9/434; D8/14, 33, 72, 107, 300,
D8/315; 16/110.1, 434; 294/25, 26, 27.1
See application file for complete search history.

FIG. 1 is a front view of the invention;
FIG. 2 is a back view of the invention;
FIG. 3 is a top view of the invention;
FIG. 4 is a bottom view of the invention;
FIG. 5 is a right side view of the invention;
FIG. 6 is a left side view of the invention;
FIG. 7 is a ¾ perspective view of the invention; and,
FIG. 8 is a ¾ perspective view of the invention in use and attached.

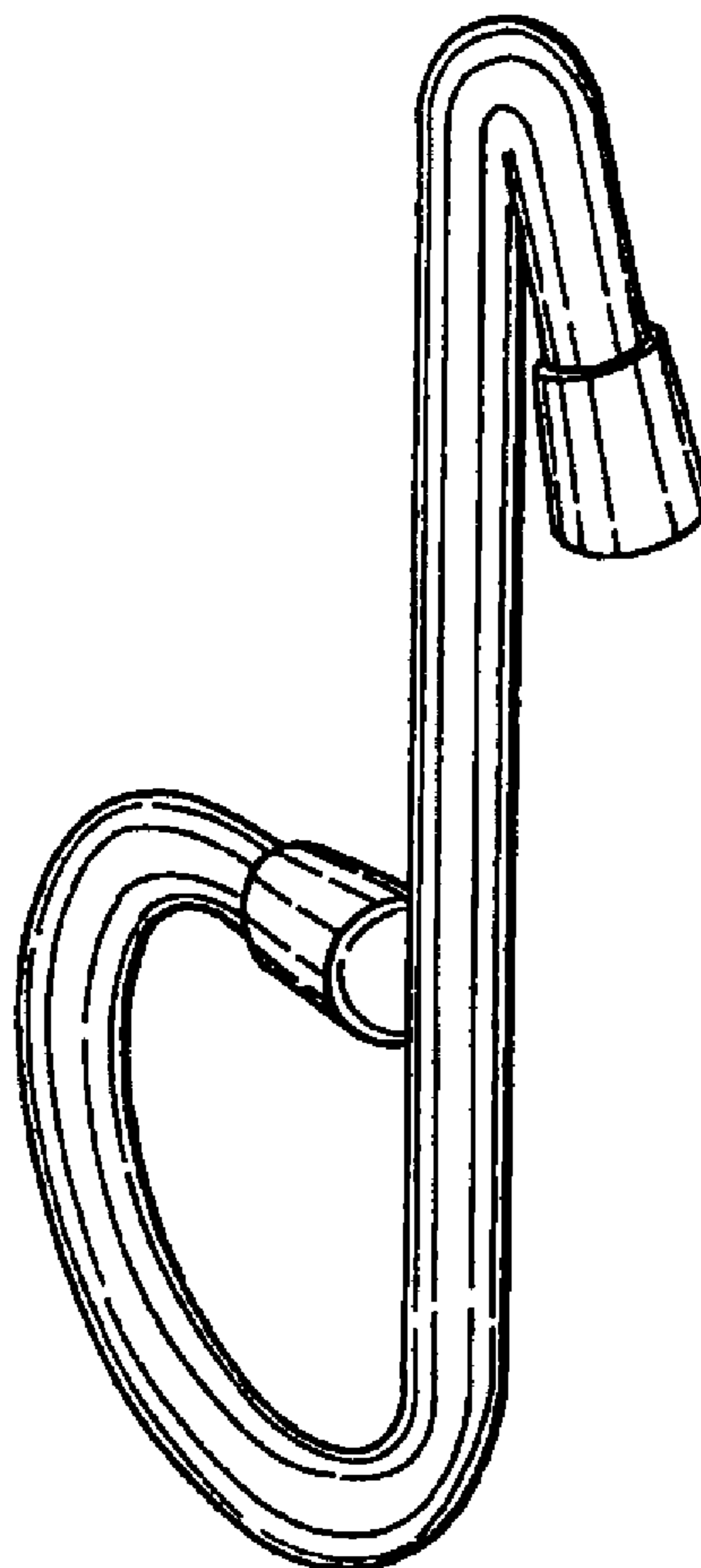
(56) **References Cited**

U.S. PATENT DOCUMENTS

2,623,772	A	*	12/1952	Johnson	294/26
D189,983	S	*	3/1961	Krause	D7/393
D276,695	S	*	12/1984	Hanna	D9/434
D334,142	S	*	3/1993	Gagnon	D9/434
D386,682	S	*	11/1997	Richardson et al.	D9/434
D437,735	S	*	2/2001	Goodman et al.	D7/601

The broken lines are for illustrative purposes only and form no part of the claimed design.

1 Claim, 2 Drawing Sheets



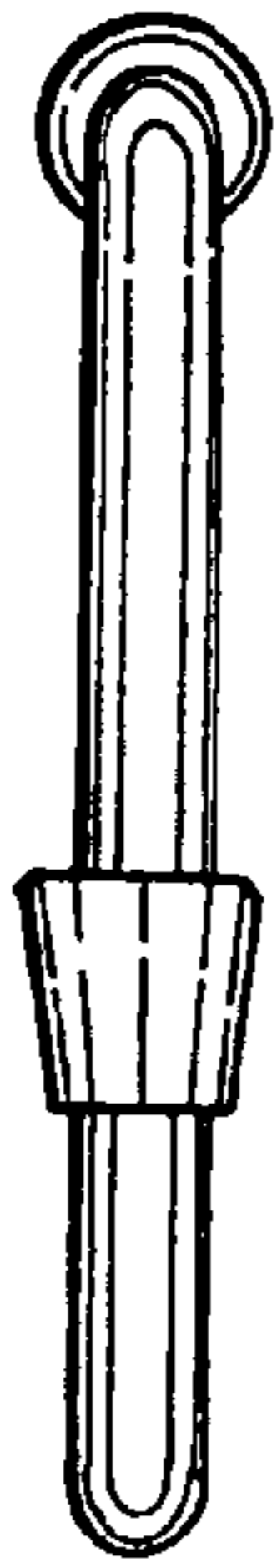


FIG. 3



FIG. 1

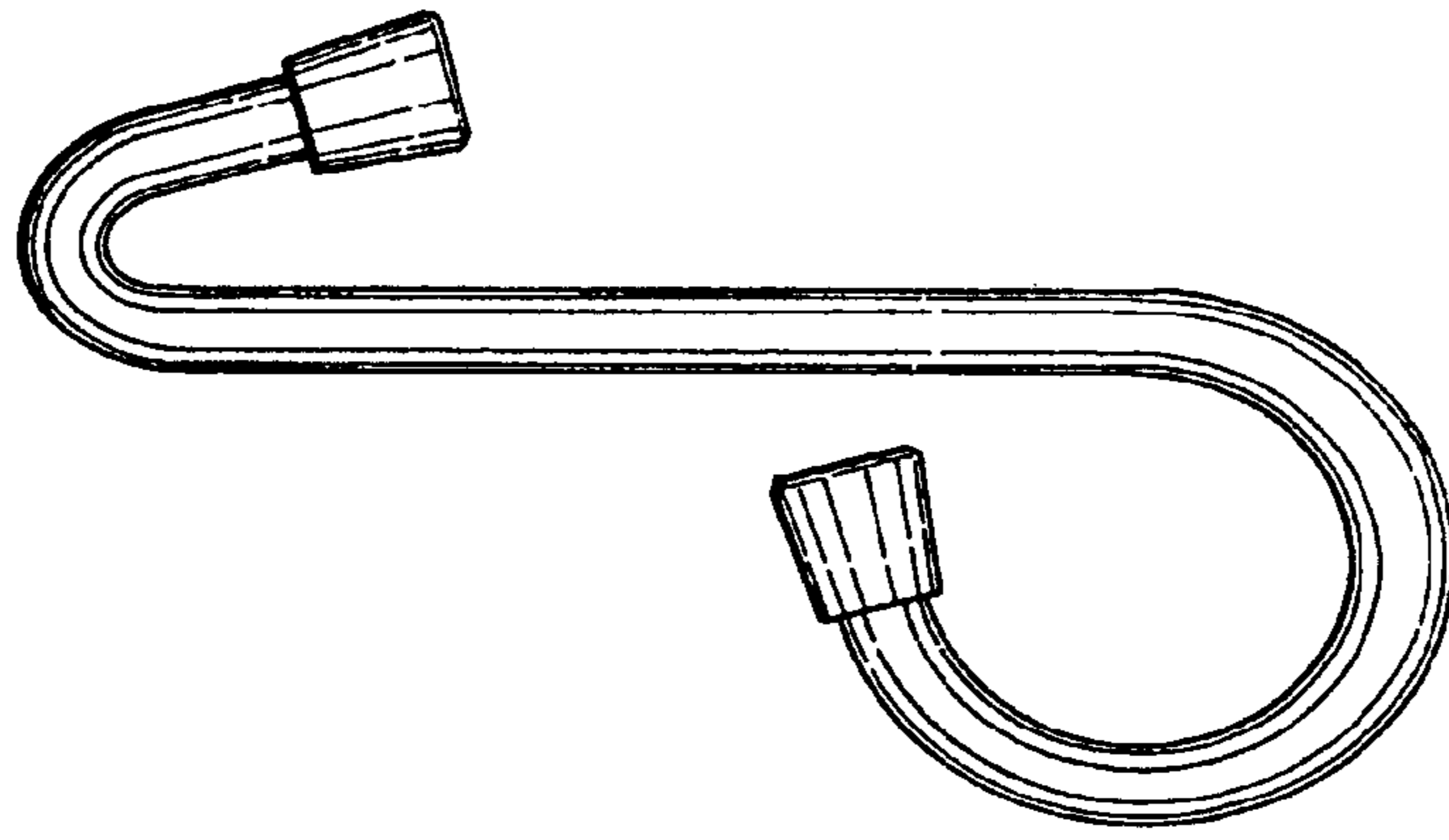


FIG. 5




FIG. 6



FIG. 2




FIG. 4

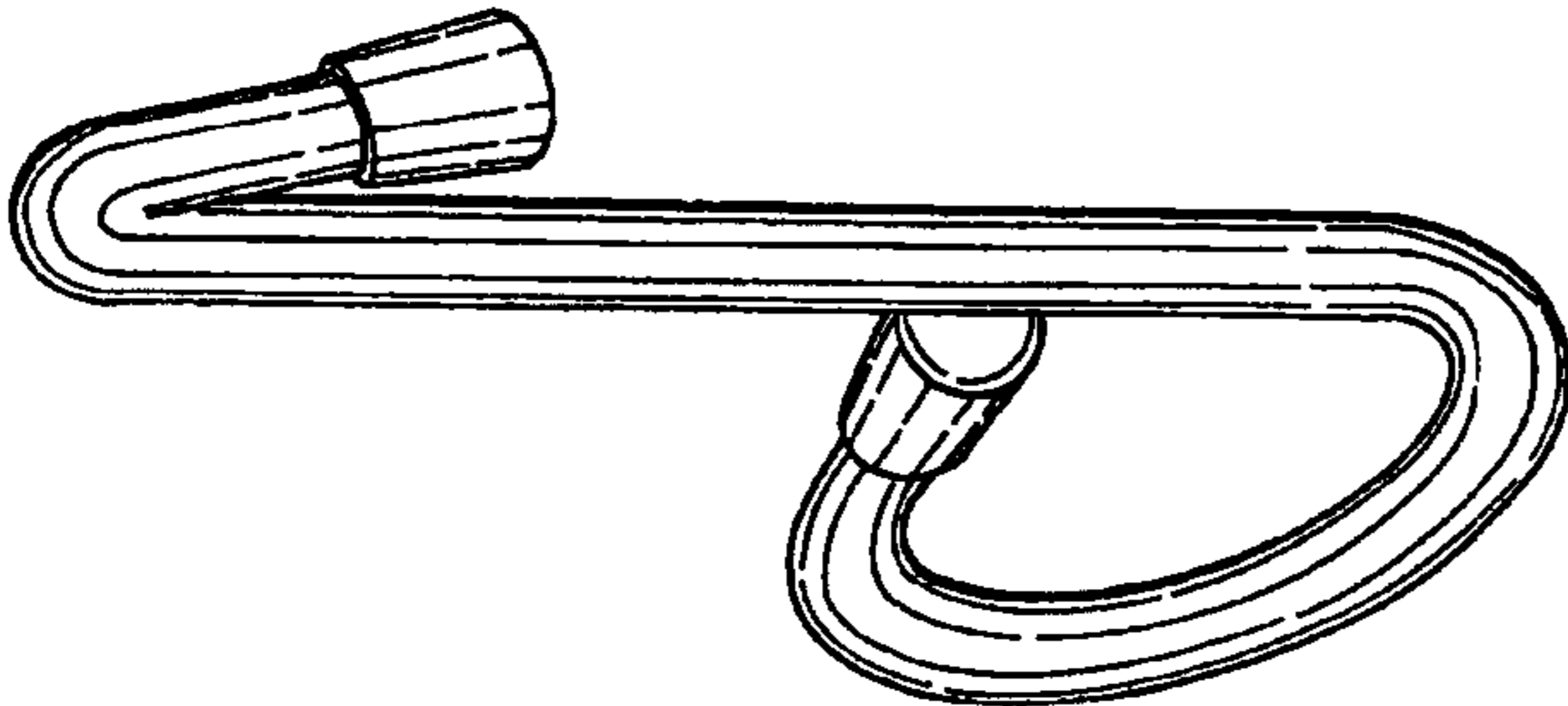


FIG. 7

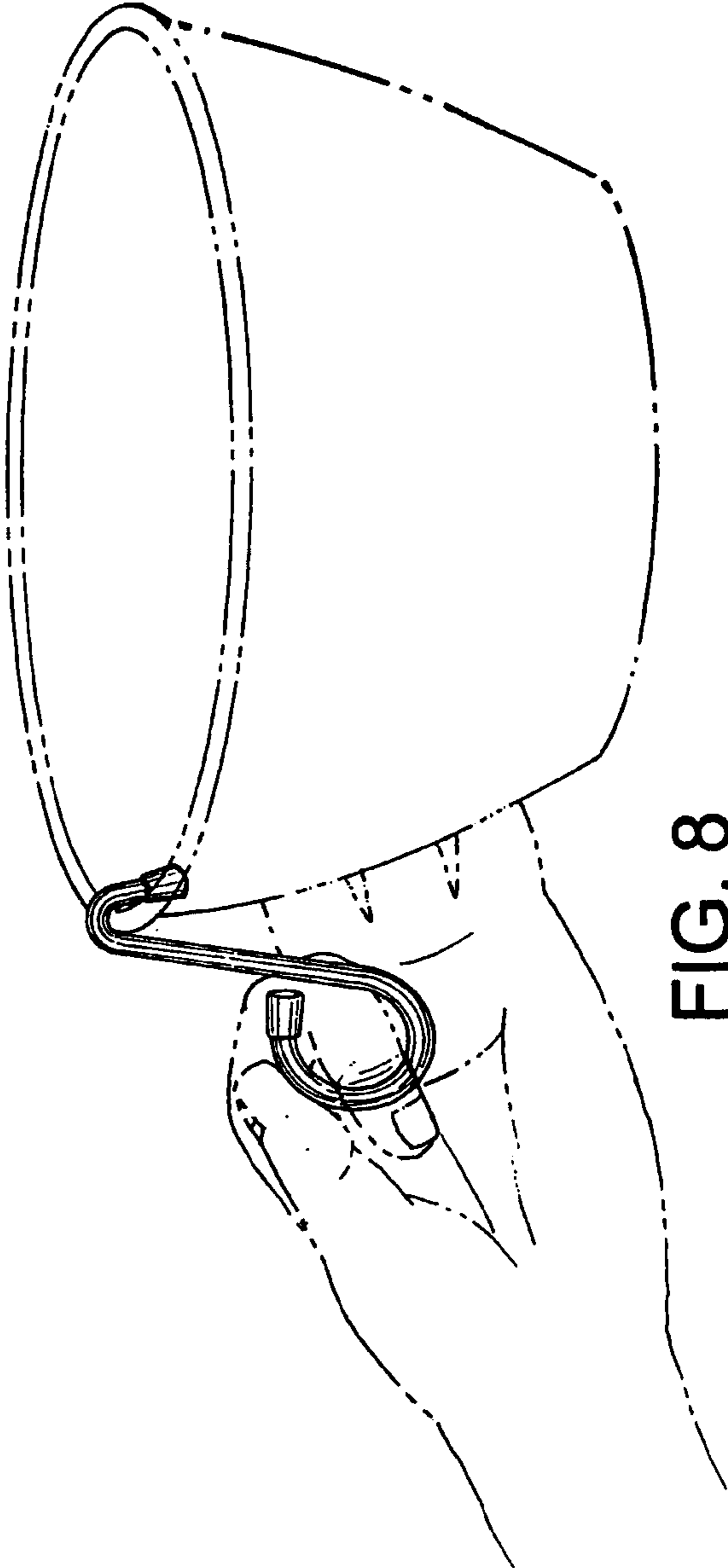


FIG. 8