



US00D519772S

(12) **United States Design Patent**
Jun

(10) **Patent No.:** **US D519,772 S**

(45) **Date of Patent:** **** May 2, 2006**

(54) **DVD CASE WITH EIGHT-PETAL CENTER LOCK**

(76) **Inventor:** **Wang Sheng Jun**, Flat A, 3/F., Prince Ind. Bldg. No. 5 Sun Yip St., Chai Wan, Hong Kong (HK)

(**) **Term:** **14 Years**

(21) **Appl. No.:** **29/200,941**

(22) **Filed:** **Mar. 8, 2004**

(51) **LOC (8) Cl.** **06-04**

(52) **U.S. Cl.** **D6/632; D6/407; D6/634**

(58) **Field of Classification Search** D3/218, D3/270; D6/407, 626-635; 206/18, 307.1, 206/308.1, 308.2, 308.3, 309, 310, 311, 312, 206/313, 445, 749; 312/9.1, 902, 9.9, 9.48, 312/9.55, 9.64, 9.47, 9.53, 328
See application file for complete search history.

(56) **References Cited**

U.S. PATENT DOCUMENTS

| | | | | | | |
|-----------|----|---|---------|--------------|-------|-----------|
| 6,283,283 | B1 | * | 9/2001 | Rufo et al. | | 206/308.1 |
| D452,105 | S | * | 12/2001 | Chan | | D6/635 |
| D465,960 | S | * | 11/2002 | Yau | | D6/632 |
| 6,481,484 | B1 | * | 11/2002 | Isshiki | | 156/556 |
| D481,251 | S | * | 10/2003 | Yau | | D6/632 |
| 6,719,133 | B1 | * | 4/2004 | Perez et al. | | 206/308.2 |
| D493,661 | S | * | 8/2004 | Yau | | D6/635 |

| | | | | | | |
|--------------|----|---|---------|------------------|-------|-----------|
| 2001/0047947 | A1 | * | 12/2001 | Lau | | 206/310 |
| 2003/0075463 | A1 | * | 4/2003 | Perez et al. | | 206/310 |
| 2003/0196918 | A1 | * | 10/2003 | Lau | | 206/308.2 |
| 2004/0084337 | A1 | * | 5/2004 | Bolongia et al. | | 206/312 |
| 2004/0134807 | A1 | * | 7/2004 | Westmeyer et al. | | 206/308.1 |
| 2004/0163976 | A1 | * | 8/2004 | Krummenacher | | 206/308.1 |
| 2005/0056556 | A1 | * | 3/2005 | Perez et al. | | 206/308.1 |

* cited by examiner

Primary Examiner—Celia A. Murphy

(74) *Attorney, Agent, or Firm*—Law Office of Sergei Orel, Esq. LLC.

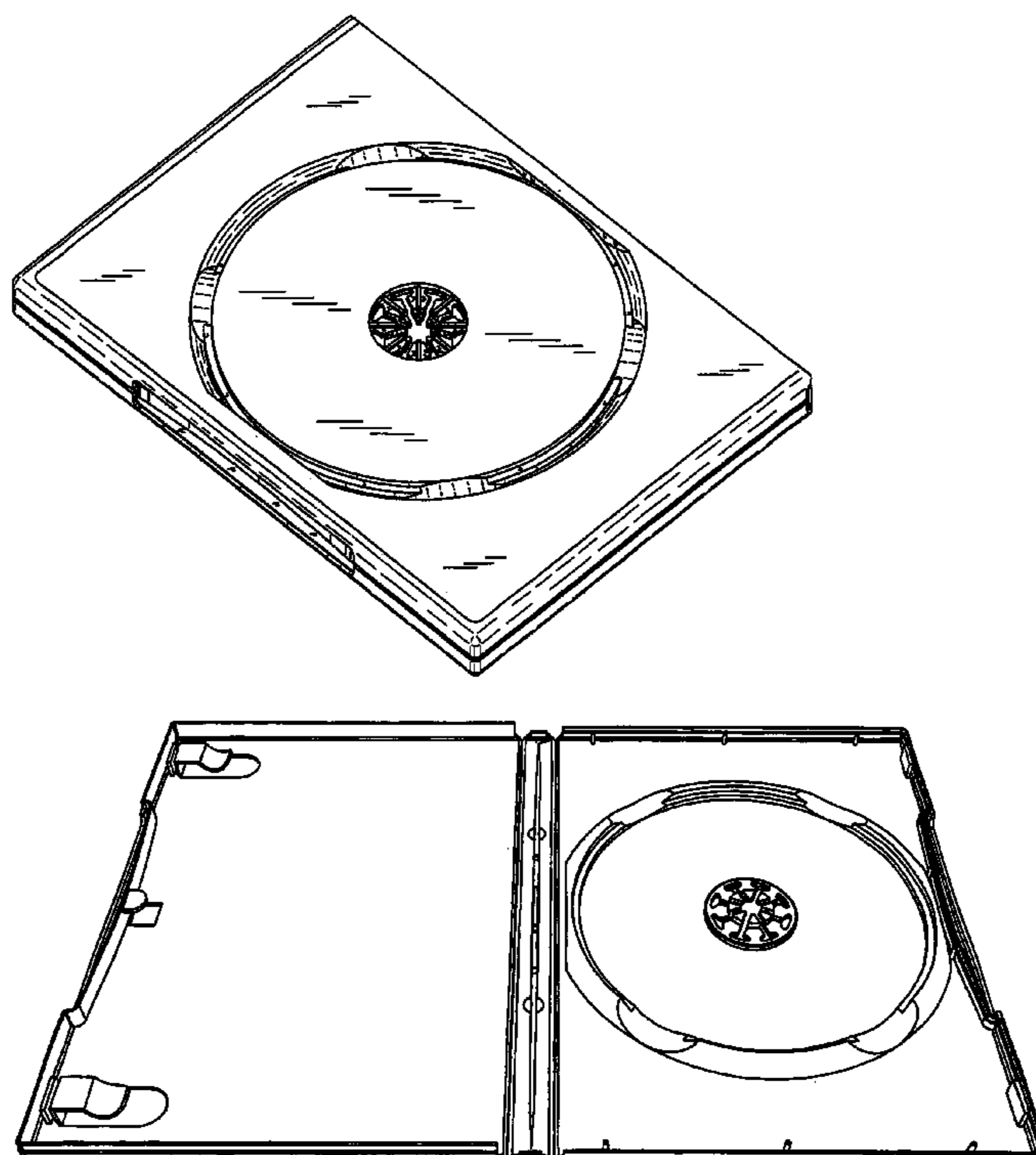
(57) **CLAIM**

The ornamental design for a DVD case with eight-petal center lock, as shown and described.

DESCRIPTION

FIG. 1 is a front elevational view of a DVD case with eight-petal center lock showing my new design; FIG. 2 is a rear elevational view thereof; FIG. 3 is a right side elevational view thereof; FIG. 4 is a left side elevational view thereof; FIG. 5 is a top plan view thereof; FIG. 6 is a bottom plan view thereof; FIG. 7 is a top plan view thereof shown in an open position; FIG. 8 is a bottom perspective view of FIG. 6; FIG. 9 is a top perspective view of FIG. 7; and, FIG. 10 is an alternative top perspective view of FIG. 7.

1 Claim, 8 Drawing Sheets






Fig.1




Fig.2




Fig.3




Fig.4

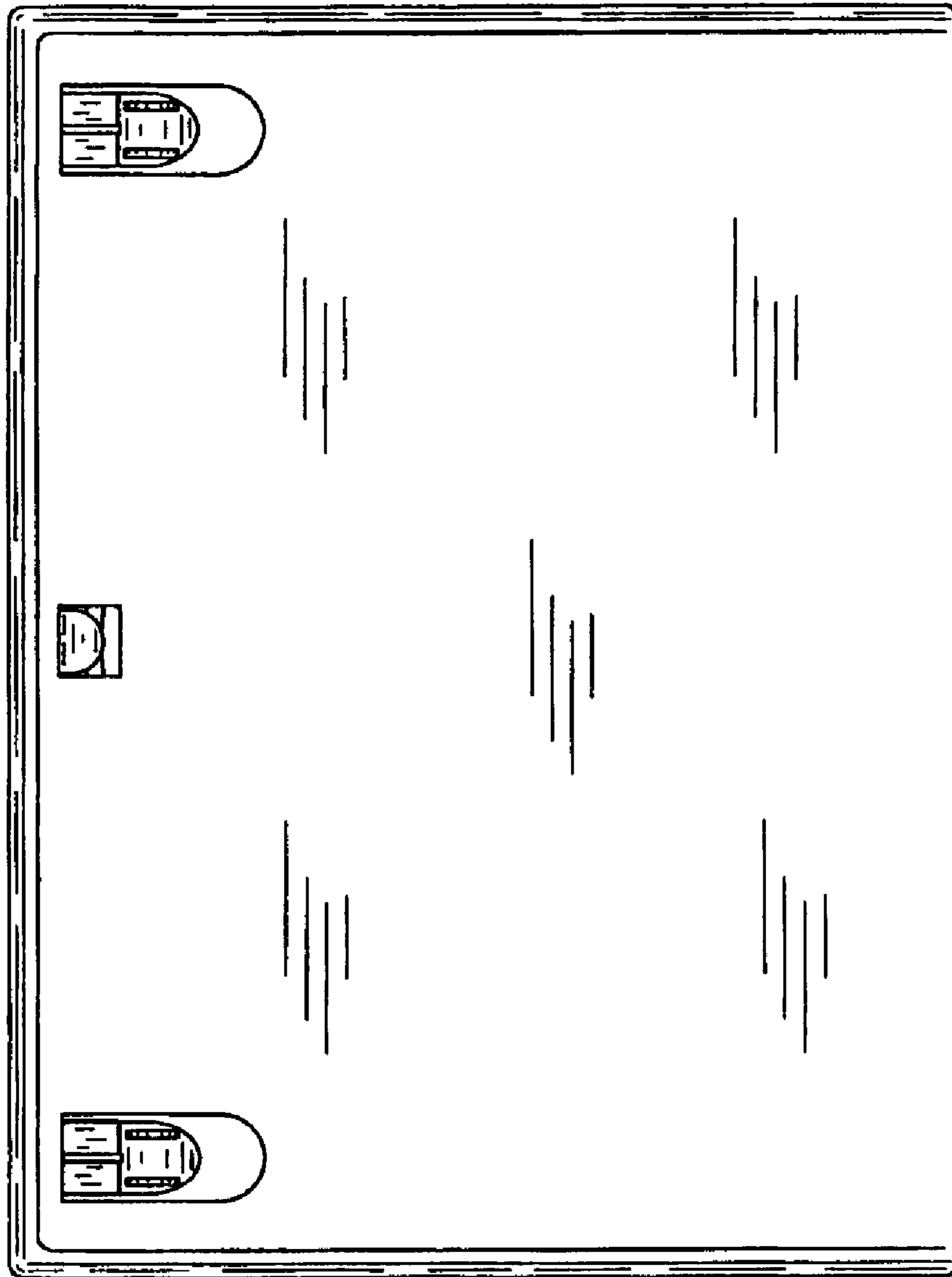


Fig.5

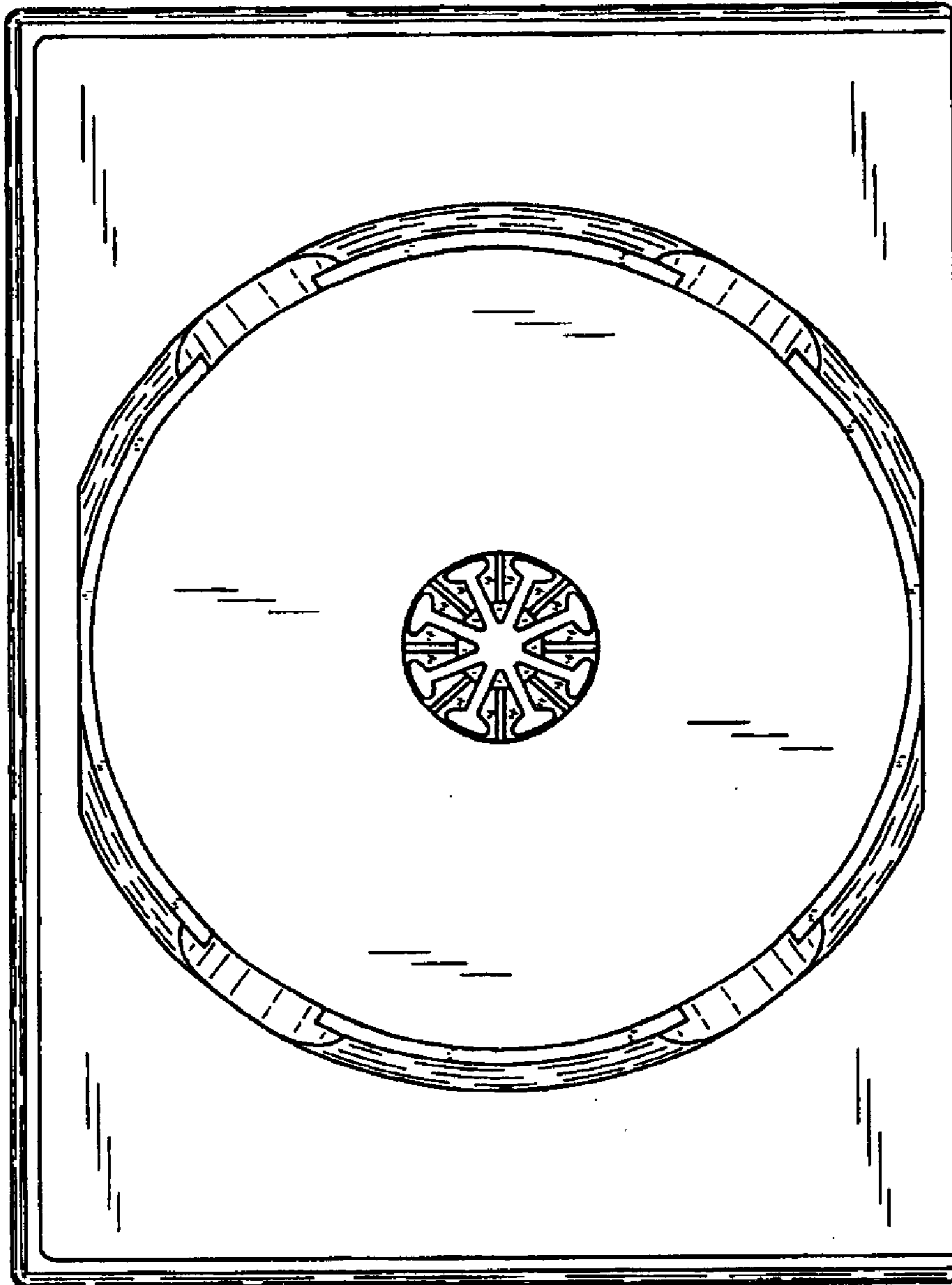


Fig.6




Fig.7

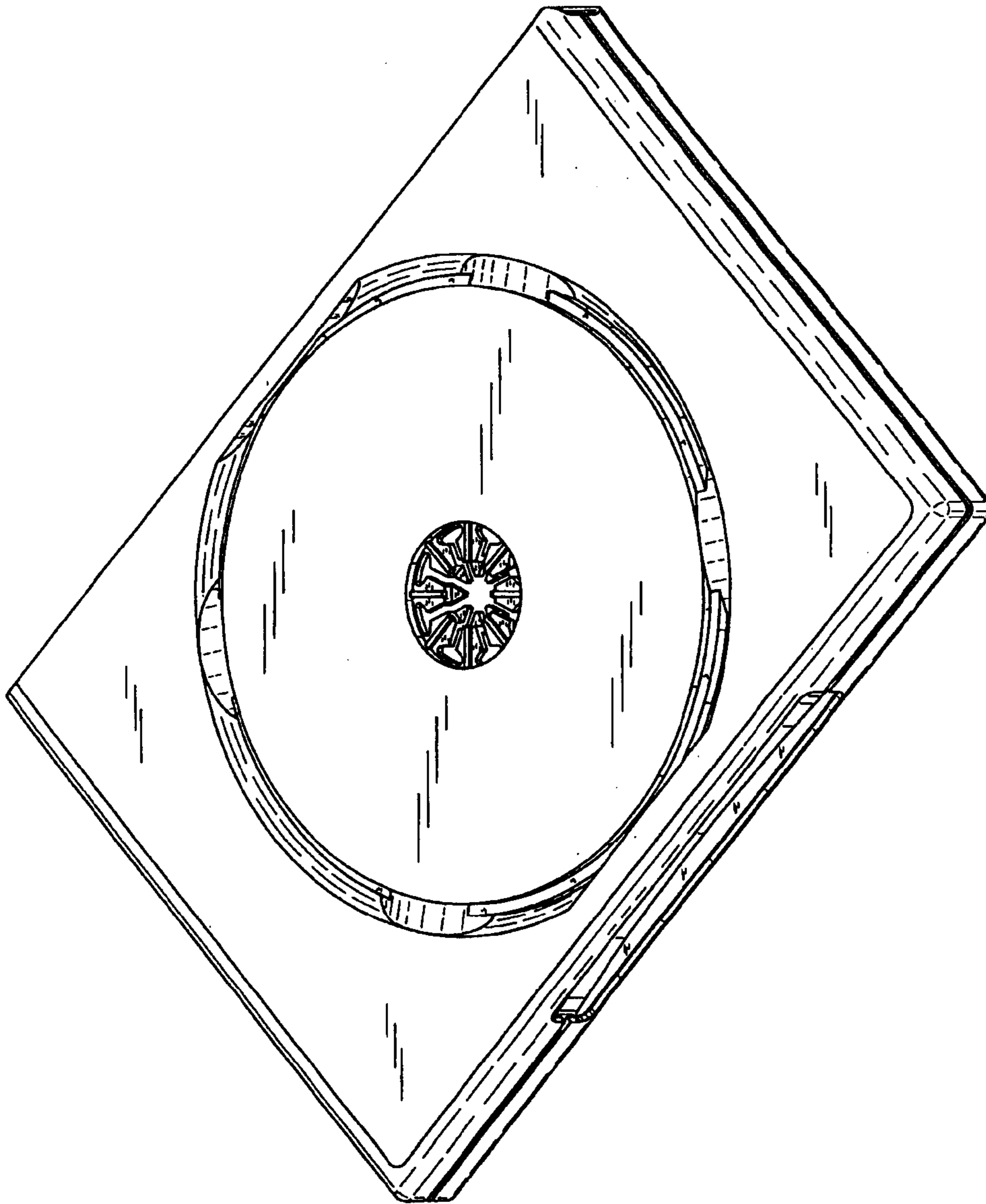


Fig.8

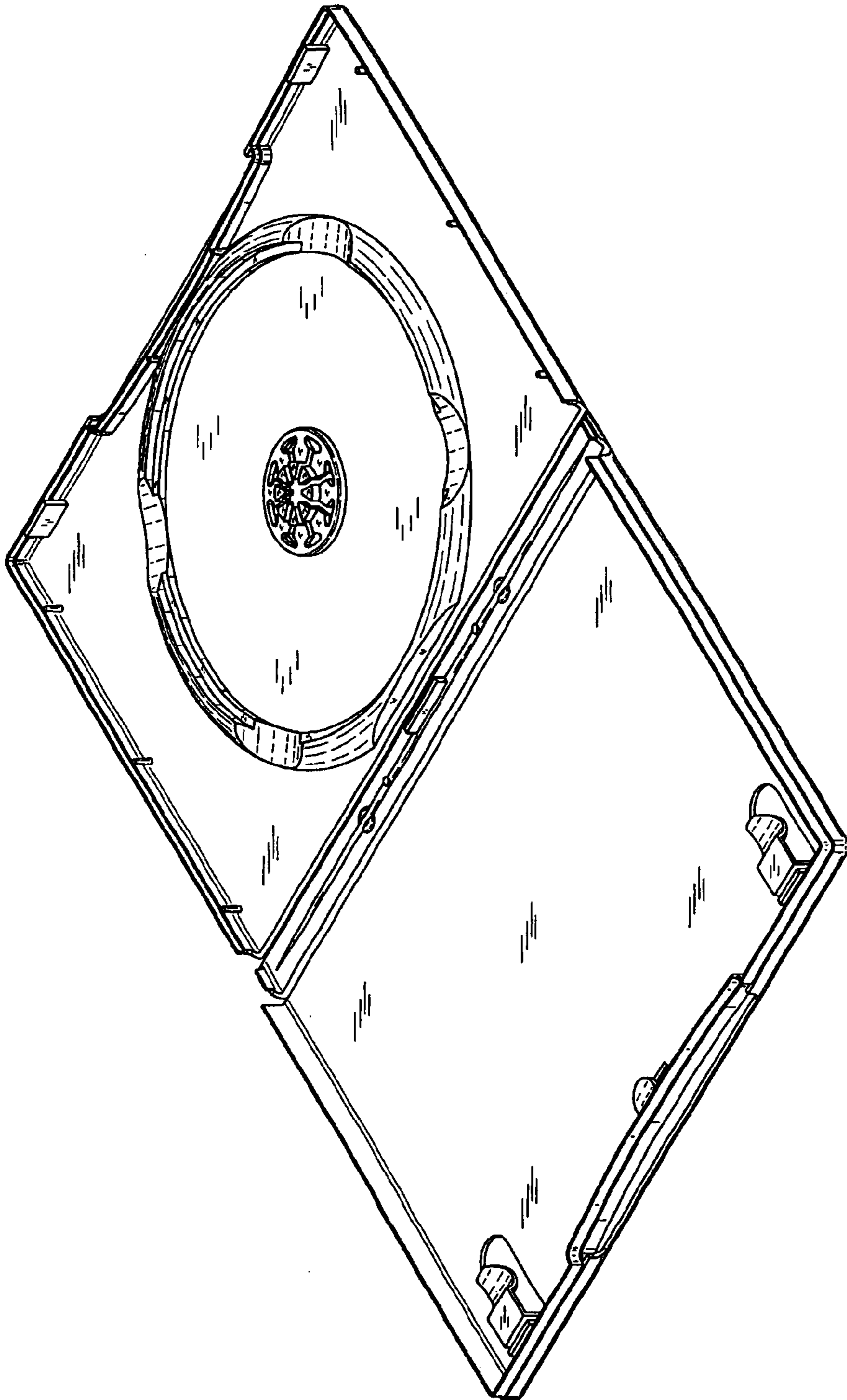


Fig.9

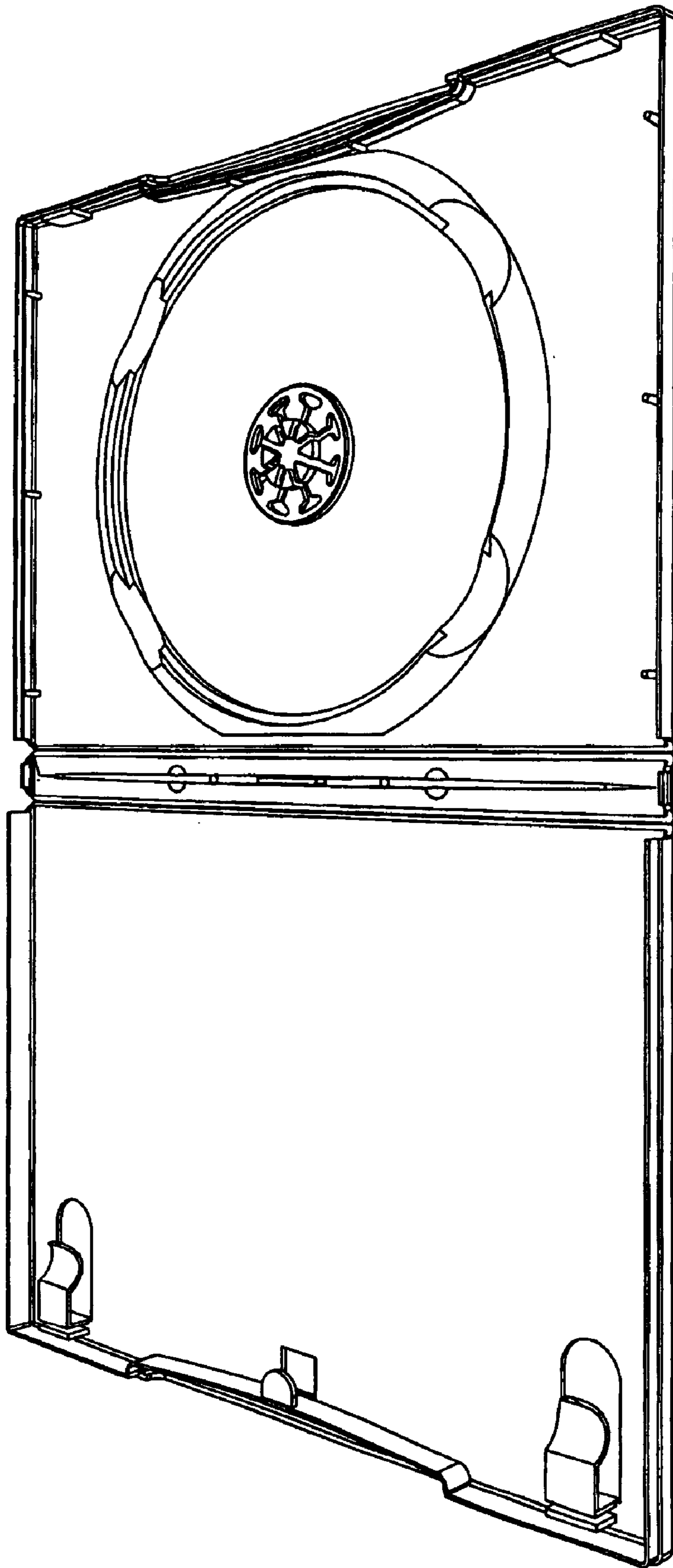


Fig.10