



US00D519770S

(12) **United States Design Patent**
Leone

(10) **Patent No.:** **US D519,770 S**

(45) **Date of Patent:** **** May 2, 2006**

(54) **ELONGATED PILLOW WITH CARRYING LOOP**

(76) Inventor: **Roberta Leone**, 11 N. 4th St.,
Richmond, VA (US) 23219

(**) Term: **14 Years**

(21) Appl. No.: **29/186,881**

(22) Filed: **Jul. 24, 2003**

(51) **LOC (8) Cl.** **06-09**

(52) **U.S. Cl.** **D6/601**

(58) **Field of Classification Search** D6/595-605,
D6/609, 611-612; D24/183; 5/630, 632,
5/633, 636, 637, 638, 640, 644, 645, 652,
5/652.1, 653, 655.3, 655.4, 655.5, 655.9,
5/656, 657.5, 907, 945; 224/153, 155, 584,
224/907; 297/129, 180.11, 188.2, 188.12,
297/195.1, 199, 219.1, 225, 228.1, 229, 452.41;
D3/232, 243, 245, 246

See application file for complete search history.

(56) **References Cited**

U.S. PATENT DOCUMENTS

- 361,619 A * 4/1887 Cussen 5/490
- 830,103 A * 9/1906 Rundell 5/653
- 2,405,484 A * 8/1946 Bailhe 5/420
- D150,893 S * 9/1948 Singer D3/246
- D176,998 S * 2/1956 Walla D3/11
- D226,637 S * 4/1973 Rauch D3/246
- D227,945 S * 7/1973 Hirtz D3/246
- 4,185,673 A * 1/1980 Daniello 5/653
- D260,324 S * 8/1981 Koves D3/287
- D275,436 S * 9/1984 Zierden D6/601
- 4,945,589 A * 8/1990 Carey 5/645

- D324,769 S * 3/1992 Hart D3/233
- D338,587 S * 8/1993 Harnish D6/601
- 5,375,278 A * 12/1994 VanWinkle et al. 5/640
- 5,390,381 A * 2/1995 LaMantia 5/417
- D372,215 S * 7/1996 Lunde D6/596
- 5,584,086 A * 12/1996 VanWinkle et al. 5/644
- 5,920,931 A * 7/1999 Zuehlke et al. 5/653
- D419,818 S * 2/2000 McConnell et al. D6/601
- D437,481 S * 2/2001 Vazquez D3/244
- D487,371 S * 3/2004 Ward et al. D6/601
- 2002/0078506 A1 * 6/2002 Sloom 5/644

FOREIGN PATENT DOCUMENTS

GB 3005600 S * 7/2002

* cited by examiner

Primary Examiner—Holly Baynham

Assistant Examiner—T. Chase Nelson

(74) *Attorney, Agent, or Firm*—Norman Rainer

(57) **CLAIM**

The ornamental design for an elongated pillow with carrying loop, as shown and described.

DESCRIPTION

FIG. 1 is a top, front and side perspective view of an elongated pillow with carrying loop showing my new design;


FIG. 2 is a front view thereof, the unshown opposite rear view being of identical appearance;

FIG. 3 is a side view thereof;

FIG. 4 is a view of the side opposite to that shown in FIG. 3; and,

FIG. 5 is a top view thereof, the opposite bottom view being plain and unornamented.

1 Claim, 1 Drawing Sheet






FIG. 1

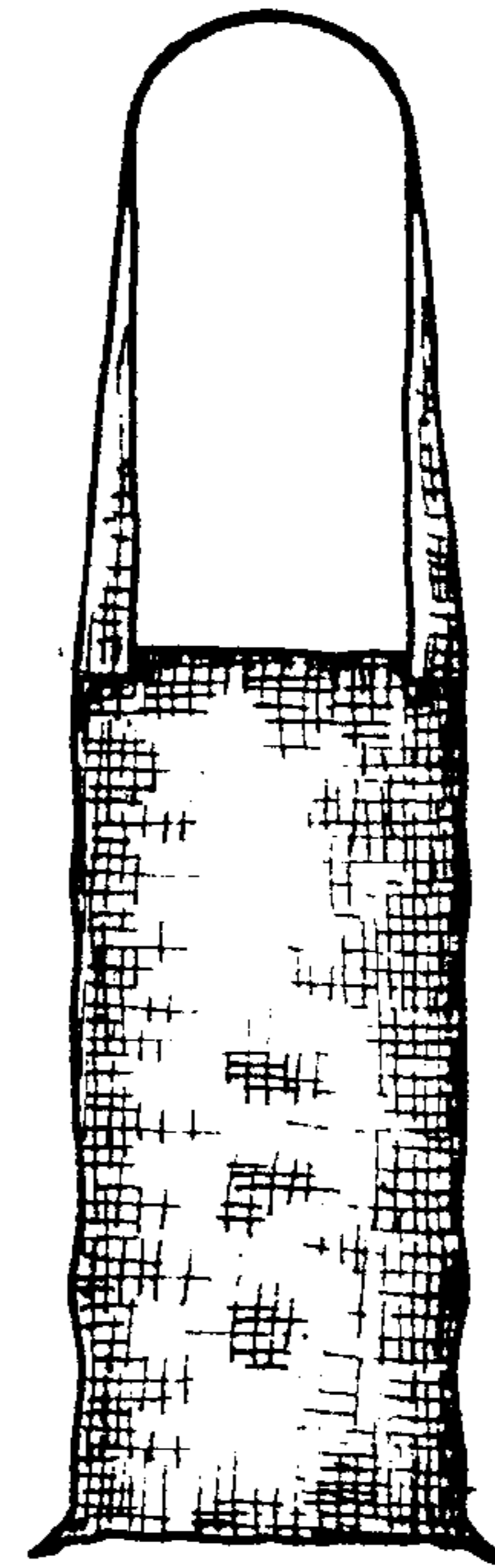


FIG. 2



FIG. 3




FIG. 4



FIG. 5