

US00D519753S

(12) **United States Design Patent** (10) **Patent No.:** **US D519,753 S**
Dusenberry (45) **Date of Patent:** **** May 2, 2006**

(54) **MERCHANDISING DISPLAY**

(75) Inventor: **Kenneth W. Dusenberry**, Summerfield,
NC (US)

(73) Assignee: **Liberty Hardware Mfg. Corp.**,
Winston-Salem, NC (US)

(**) Term: **14 Years**

(21) Appl. No.: **29/220,017**

(22) Filed: **Dec. 22, 2004**

(51) **LOC (8) Cl.** **06-04**

(52) **U.S. Cl.** **D6/470**

(58) **Field of Classification Search** D6/396,
D6/397, 402, 436, 470, 472, 476; 211/13.1,
211/85.1, 85.3, 85.4, 85.17, 45, 50, 55, FOR 100,
211/85.26; 312/114, 118, 119
See application file for complete search history.

(56) **References Cited**

U.S. PATENT DOCUMENTS

1,959,001 A * 5/1934 Kasten 211/85.17
D192,311 S * 2/1962 Haas D6/397
D217,163 S * 4/1970 Solie D6/436
D296,174 S * 6/1988 McPartland et al. D6/559

D316,637 S * 5/1991 Hartwick D6/397
D369,248 S * 4/1996 Lechleiter et al. D6/396
5,526,943 A * 6/1996 Thompson 211/87.01
D461,334 S * 8/2002 Johnson et al. D6/468
6,757,999 B1 * 7/2004 Jurgens et al. 211/13.1

* cited by examiner

Primary Examiner—Cathron C. Brooks

(74) *Attorney, Agent, or Firm*—Edgar A. Zarins; Lloyd D.
Doigan

(57) **CLAIM**

The ornamental design for a merchandising display, as
shown and described.

DESCRIPTION

FIG. 1 is a front elevational view of a merchandising display
showing my new design;

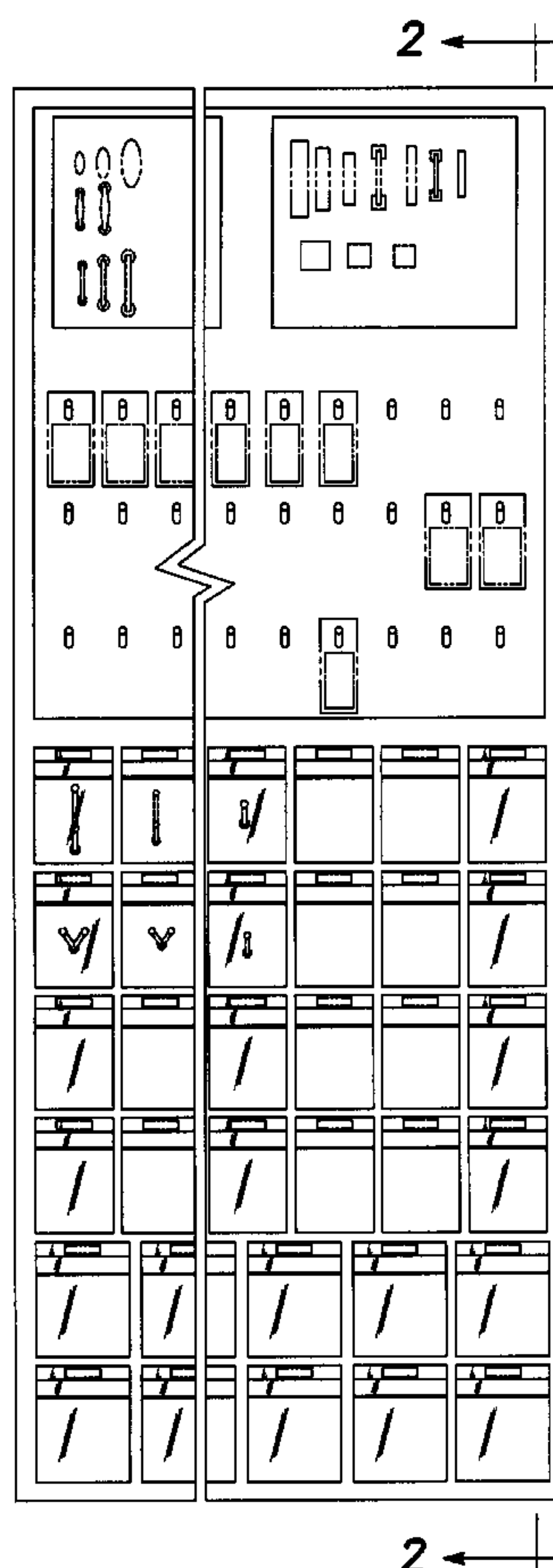
FIG. 2 is a cross-sectional view taken along line 2—2 of
FIG. 1; and,

FIG. 3 is a top plan view thereof.

The cut line shown in FIGS. 1 and 2 indicates that a
particular width of the merchandising display is not being
claimed.

The broken lines shown are for illustrative purposes only
and form no part of the claimed design.

1 Claim, 1 Drawing Sheet



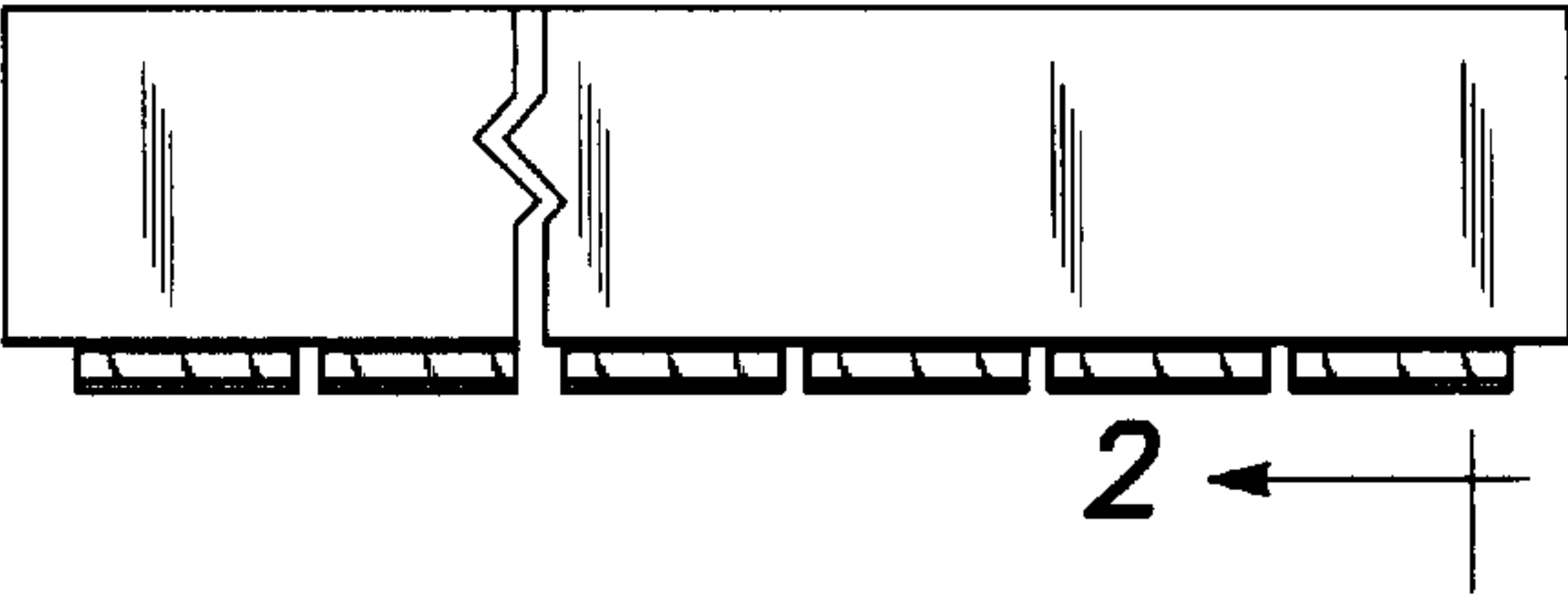


Fig-3

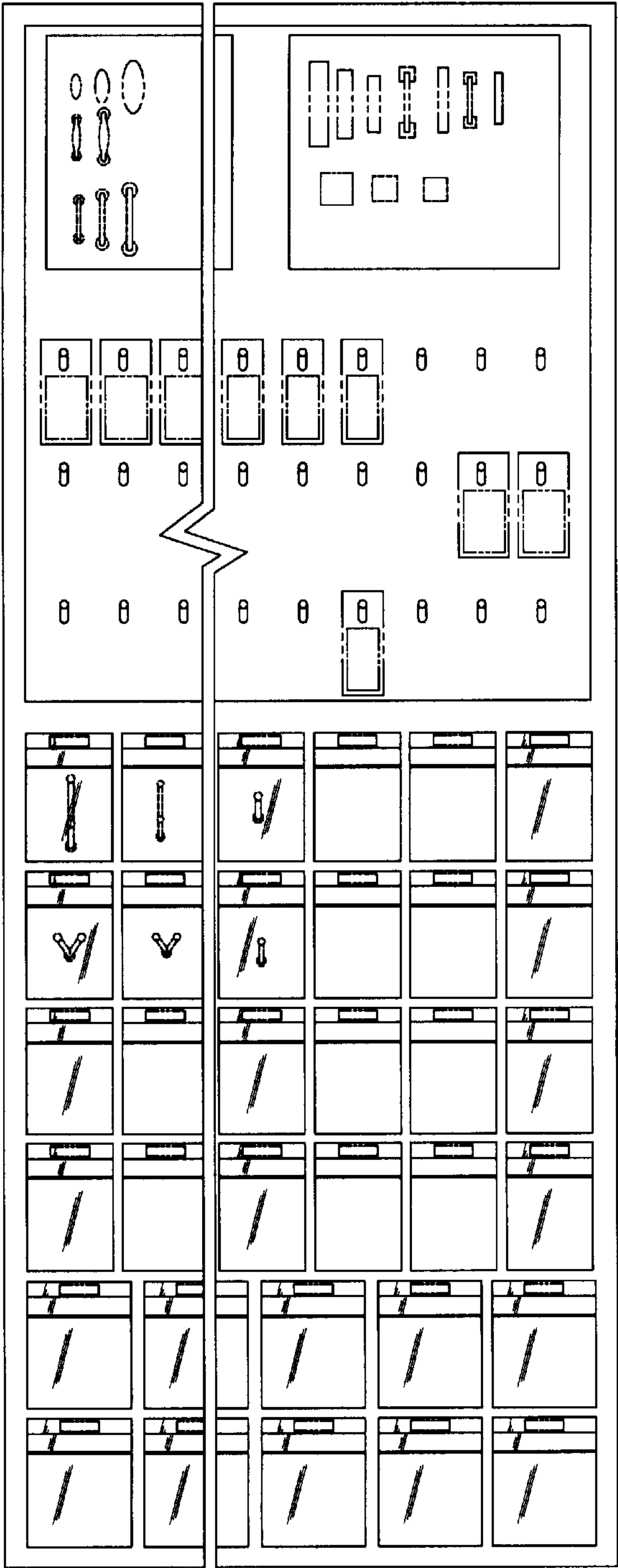


Fig-1

2 ←




Fig-2