



US00D519737S

(12) **United States Design Patent**
Gonzalez

(10) **Patent No.:** **US D519,737 S**

(45) **Date of Patent:** **** May 2, 2006**

(54) **RING-SHAPED HANDLE FOR HANDBAG**

- (75) Inventor: **Alvaro Gonzalez**, Florence (IT)
- (73) Assignee: **J. Choo (Jersey) Limited**, St. Helier (GB)
- (**) Term: **14 Years**

- (21) Appl. No.: **29/215,211**
- (22) Filed: **Oct. 18, 2004**

(30) **Foreign Application Priority Data**

Apr. 14, 2004 (EM) 000169826

- (51) **LOC (8) Cl.** **03-99**
 - (52) **U.S. Cl.** **D3/318**
 - (58) **Field of Classification Search** D3/318, D3/319, 321-328, 226, 229, 230, 232, 234, D3/235, 242, 243, 245, 246, 270, 295, 271.2, D3/304, 306; D12/409; 70/2, 6; 150/100, 150/107, 111, 118, 130, 900, 112, 114, 117, 150/127; 190/100, 119, 125, 127, 109, 110, 190/900-903; 224/42.11, 236, 429, 430, 224/609, 436, 439; 383/907, 38
- See application file for complete search history.

(56) **References Cited**

U.S. PATENT DOCUMENTS

D110,184 S	*	6/1938	Lobel	D3/240
3,108,627 A	*	10/1963	Tatelman	150/103
D262,587 S	*	1/1982	Hyers	D3/246
D273,536 S	*	4/1984	Schimmel	D3/243
D283,081 S	*	3/1986	Hansen	D3/246
4,907,633 A	*	3/1990	Eckstein	150/105
5,146,966 A	*	9/1992	Romano	150/110
D340,579 S	*	10/1993	Romano	D3/246

OTHER PUBLICATIONS

- U.S. Appl. No. 29/194,691; filed Nov. 26, 2003, to Alvaro Gonzalez.
- U.S. Appl. No. 29/215,079; filed Oct. 13, 2004, to Alvaro Gonzalez.
- U.S. Appl. No. 29/214,186; filed Sep. 28, 2004, to Alvaro Gonzalez.

* cited by examiner

Primary Examiner—Sandra S. Snapp

(74) *Attorney, Agent, or Firm*—Fross Zelnick Lehrman & Zissu, P.C.; Lawrence E. Apolzon, Esq.; Charles T.J. Weigell, III, Es

(57) **CLAIM**

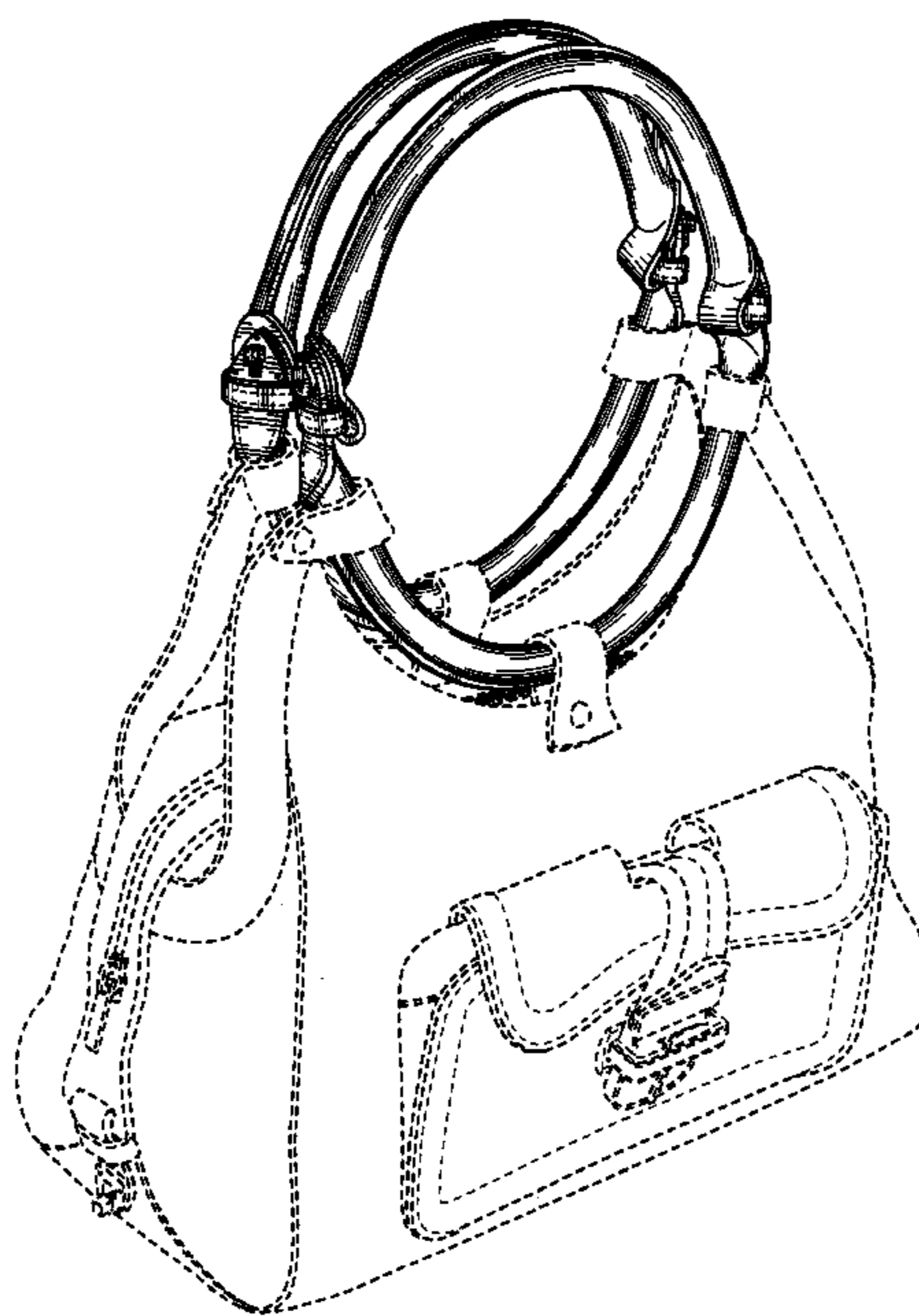
The ornamental design for a ring-shaped handle for handbag, as shown and described.

DESCRIPTION

FIG. 1 is a front perspective view of a ring-shaped handle for a handbag showing my new design;
 FIG. 2 is a front view of the design depicted in FIG. 1;
 FIG. 3 is a back view of the design depicted in FIG. 1;
 FIG. 4 is a right side view of the design depicted in FIG. 1;
 FIG. 5 is a left side view of the design depicted in FIG. 1;
 and,
 FIG. 6 is a top view of the design depicted in FIG. 1.

The broken line showing of the overall bag structure is for illustrative purposes only and forms no part of the claimed design. The stitching depicted on the handles is a feature of my design. The tabs on the handles visible in FIGS. 1 and 5 are illustrated alternatively in the upper and lower positions, in the respective figures.

1 Claim, 6 Drawing Sheets



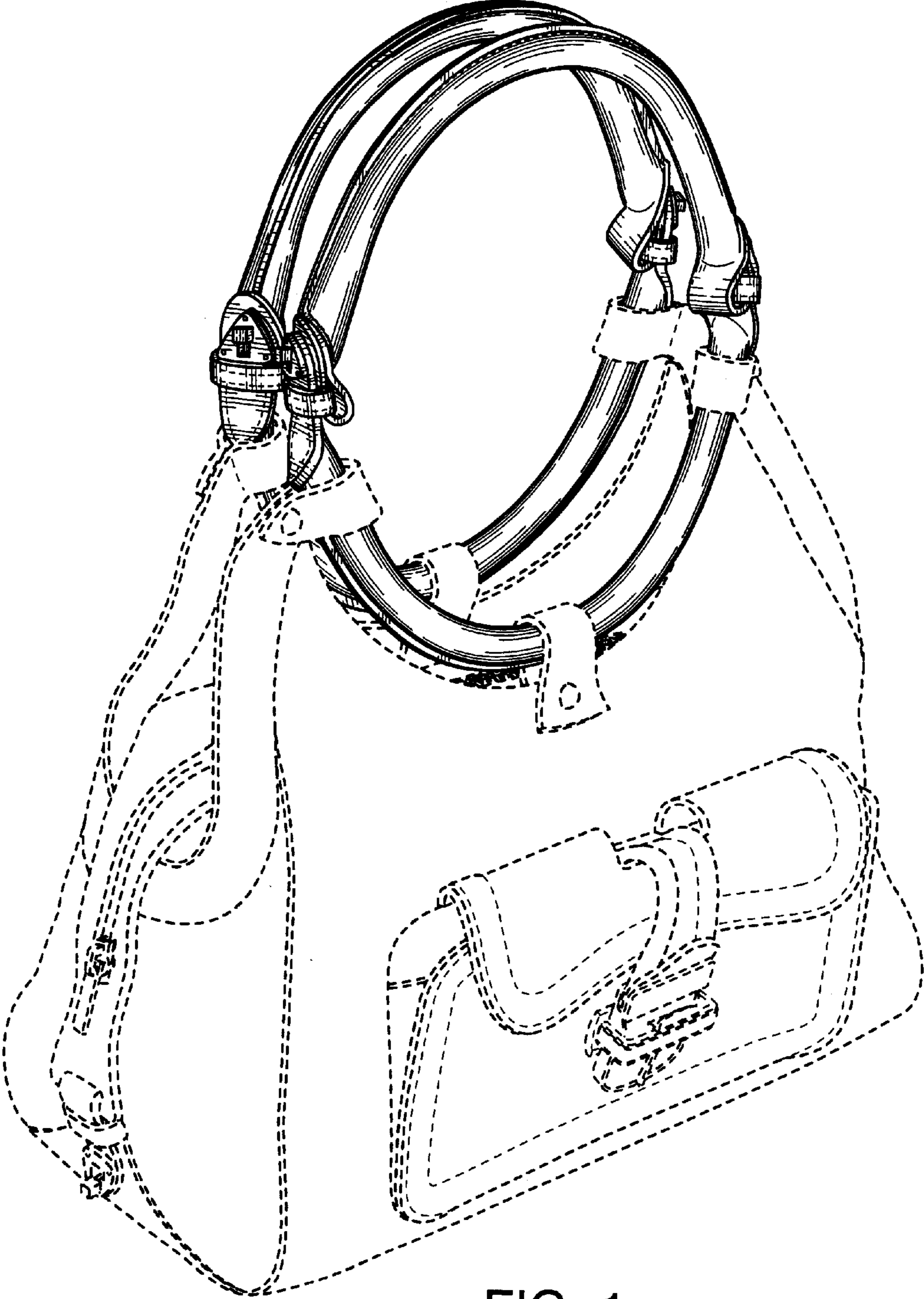


FIG. 1

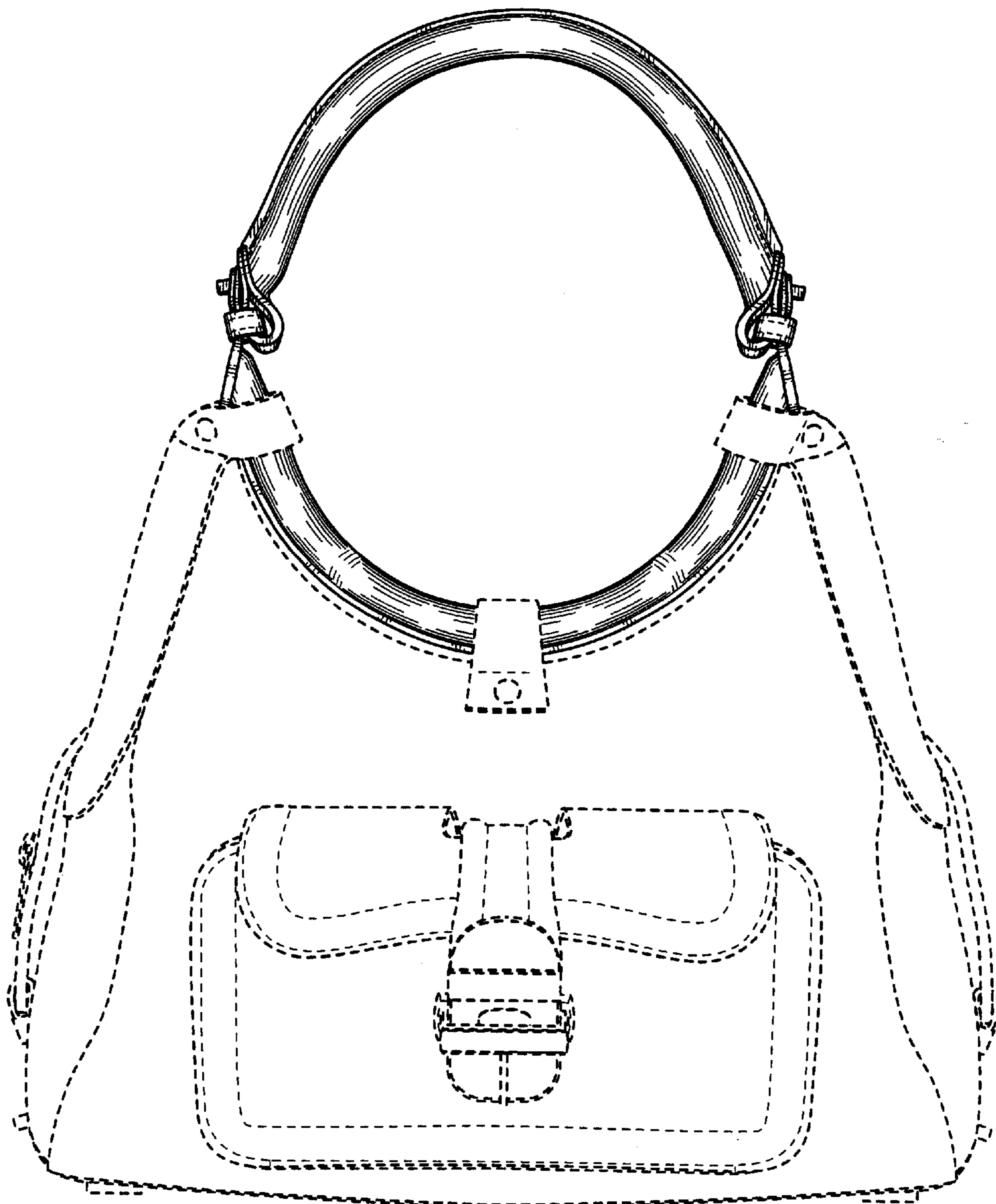


FIG. 2



FIG. 3

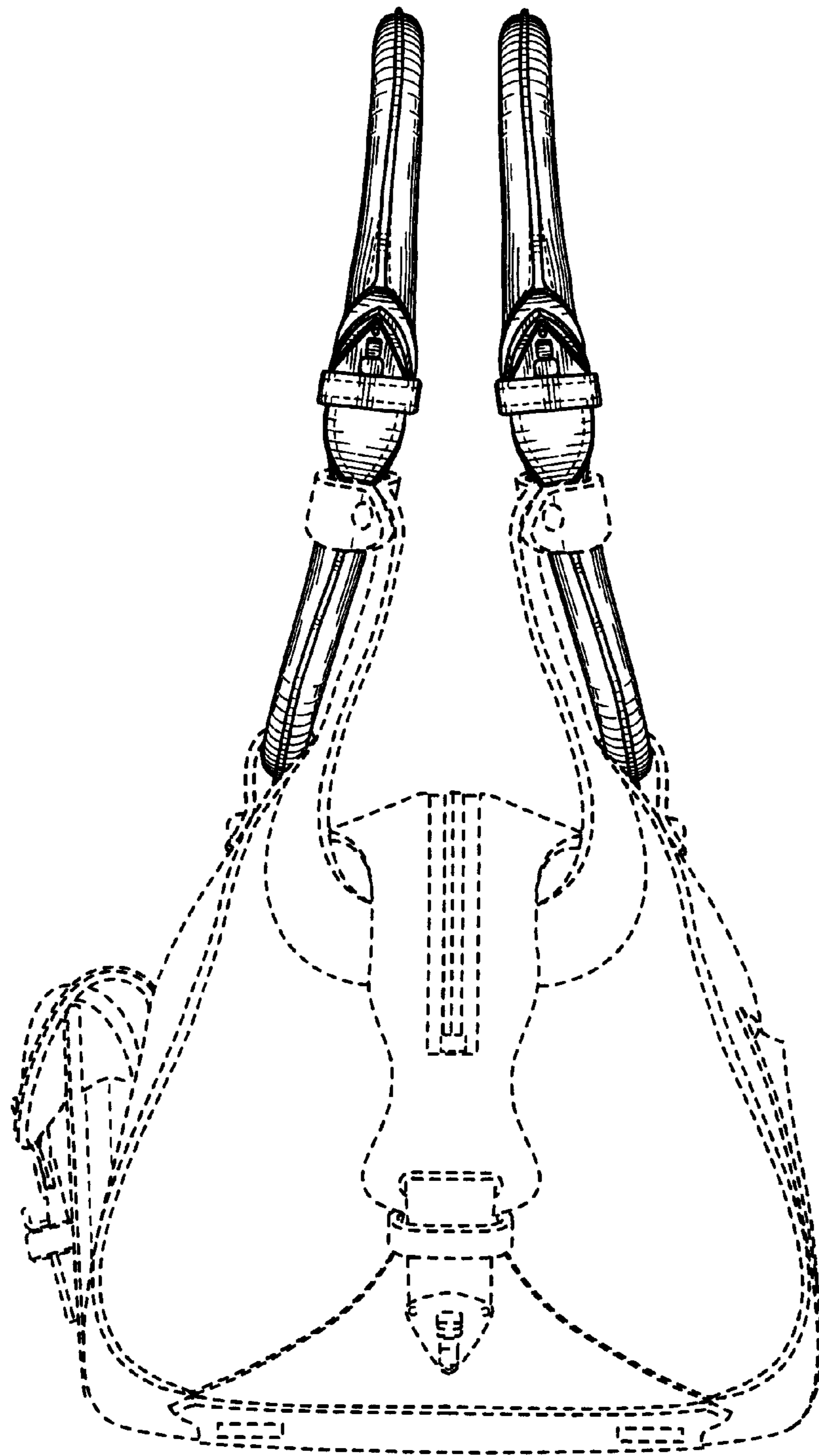


FIG. 4

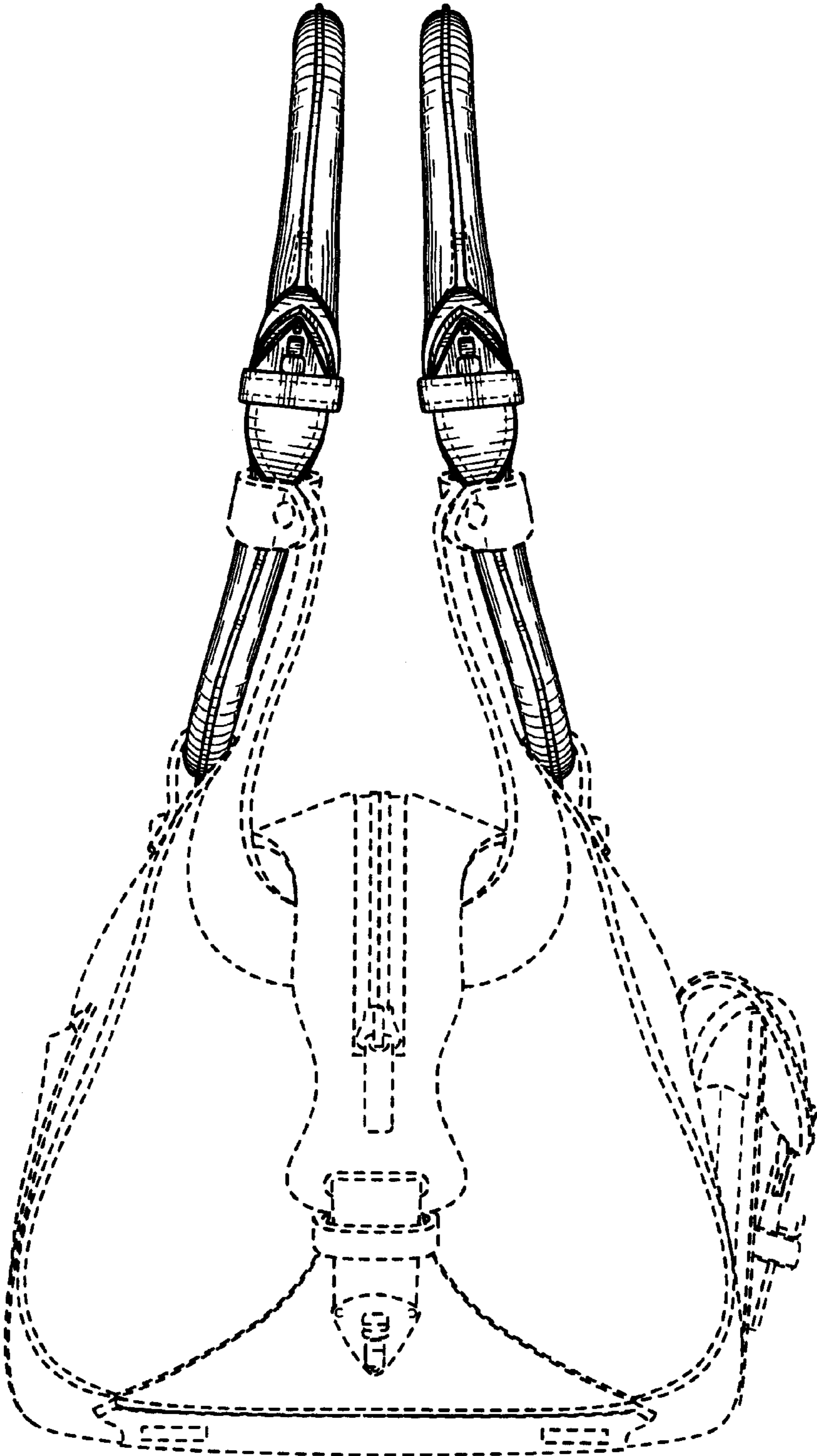


FIG. 5

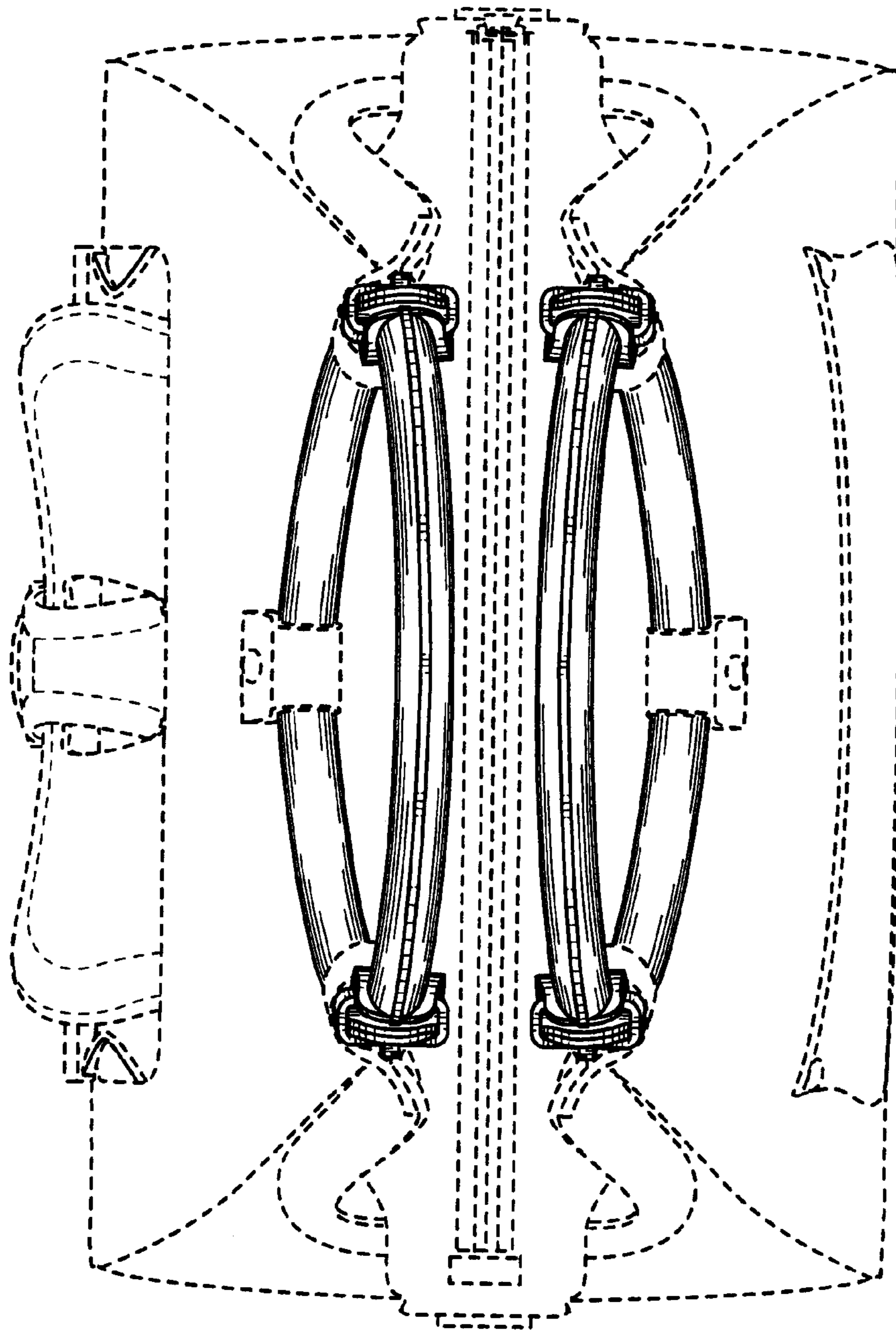


FIG. 6