



US00D519727S

(12) **United States Design Patent** (10) **Patent No.:** **US D519,727 S**  
**Morris** (45) **Date of Patent:** **\*\* May 2, 2006**

(54) **PORTION OF A SHOE UPPER**

(75) Inventor: **E. Scott Morris**, Hillsboro, OR (US)

(73) Assignee: **Nike, Inc.**, Beaverton, OR (US)

(\*\*) Term: **14 Years**

(21) Appl. No.: **29/231,419**

(22) Filed: **Jun. 6, 2005**

(51) **LOC (8) Cl.** ..... **02-99**

(52) **U.S. Cl.** ..... **D2/972**

(58) **Field of Classification Search** ..... D2/902,  
D2/907, 908, 943, 944, 969, 972-974; 36/45,  
36/50.1, 77 M, 77 R, 83, 88, 113, 114, 126-131  
See application file for complete search history.

(56) **References Cited**

**U.S. PATENT DOCUMENTS**

D331,141 S	11/1992	Smith, III	
D345,047 S	3/1994	DiSilvio	
D347,725 S	6/1994	Brown et al.	
D364,498 S	11/1995	Teague	
D393,355 S	4/1998	Doxey	
D393,359 S	4/1998	Doxey	
D401,757 S	12/1998	Mervar	
D418,669 S	1/2000	Coyne	
D476,796 S	7/2003	Meza et al.	
D479,765 S	9/2003	Matis	
D491,344 S	6/2004	Laska	
D504,219 S	* 4/2005	Morris	D2/972
D505,252 S	5/2005	Belley et al.	
D507,866 S	* 8/2005	Cooper	D2/972

**OTHER PUBLICATIONS**

Nike Footwear Catalog Late Spring, pp. 96 & 192, published Aug. 2004.

Nike Footwear Catalog Spring 2005, p. 71 published Jun. 2004.

Nike Footwear Catalog Fall 2003, p. 54, published Nov. 2002.

Nike Footwear Catalog Fall 2001, p. W104, published Nov. 2000.

Nike Footwear Catalog Holiday 2000, p. 8, Mar. 2000.

Nike Footwear Catalog Fall 2000 #2, p. 53, published Nov. 1999.

Nike Footwear Catalog Fall 1999, p. M119, published Nov. 1998.

Nike Footwear Catalog Fall 1998, p. 104, published Dec. 1997.

Nike Footwear Catalog Late Spring 1998, p. 147, published Sep. 1997.

Nike Footwear Catalog Fall 1992, p. 12, published Dec. 1991.

Nike Footwear Catalog Spring 1992, p. 62, published May 1991.

\* cited by examiner

*Primary Examiner*—Dominic Simone

(74) *Attorney, Agent, or Firm*—Banner & Witcoff, Ltd.

(57) **CLAIM**

The ornamental design for a portion of a shoe upper, as shown and described.

**DESCRIPTION**

FIG. 1 is a first perspective view of a portion of a shoe upper showing my new design;

FIG. 2 is a side view thereof; and,

FIG. 3 is a second perspective view thereof.

The uneven broken lines immediately adjacent to the shaded area represent unclaimed boundaries of the design. The uneven broken line showing of the remainder of the shoe is for illustrative purposes only and forms no part of the claimed design.

**1 Claim, 3 Drawing Sheets**

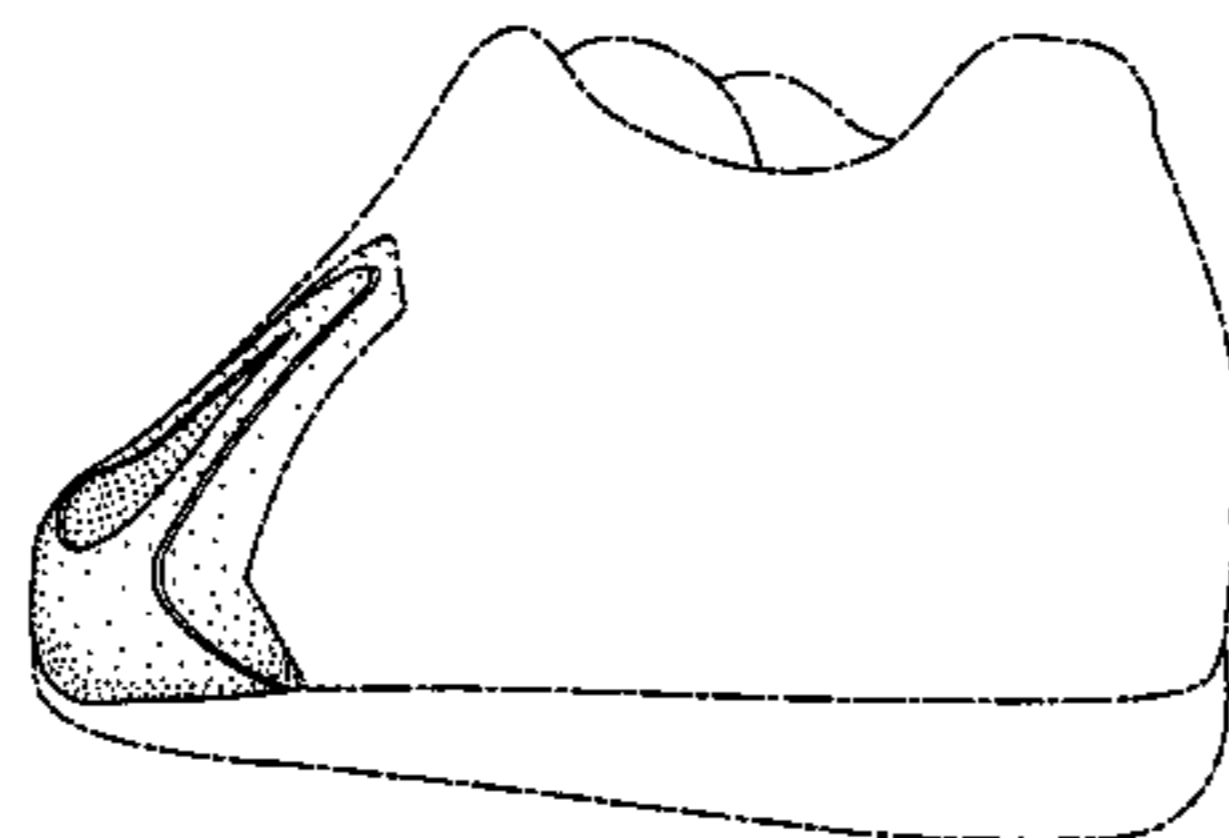
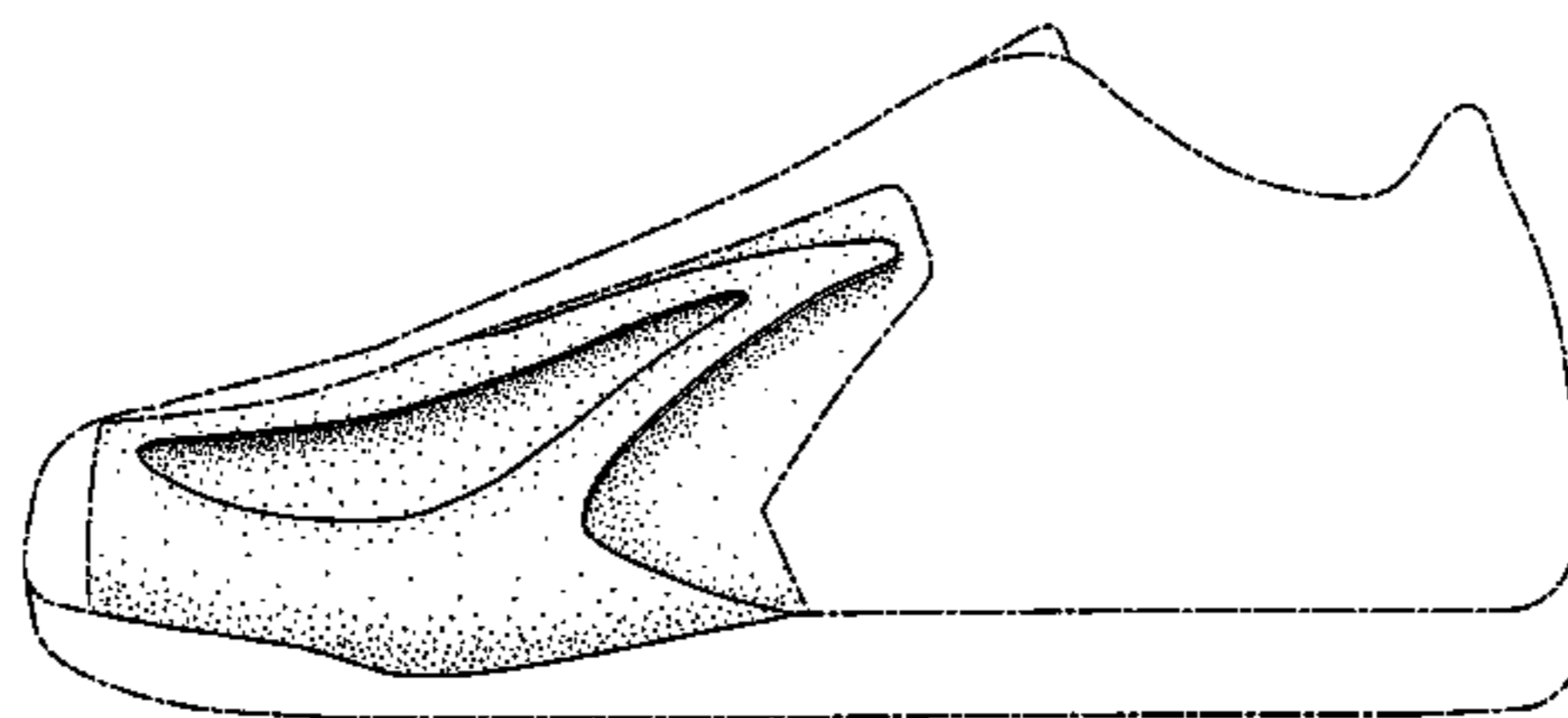


FIG. 1

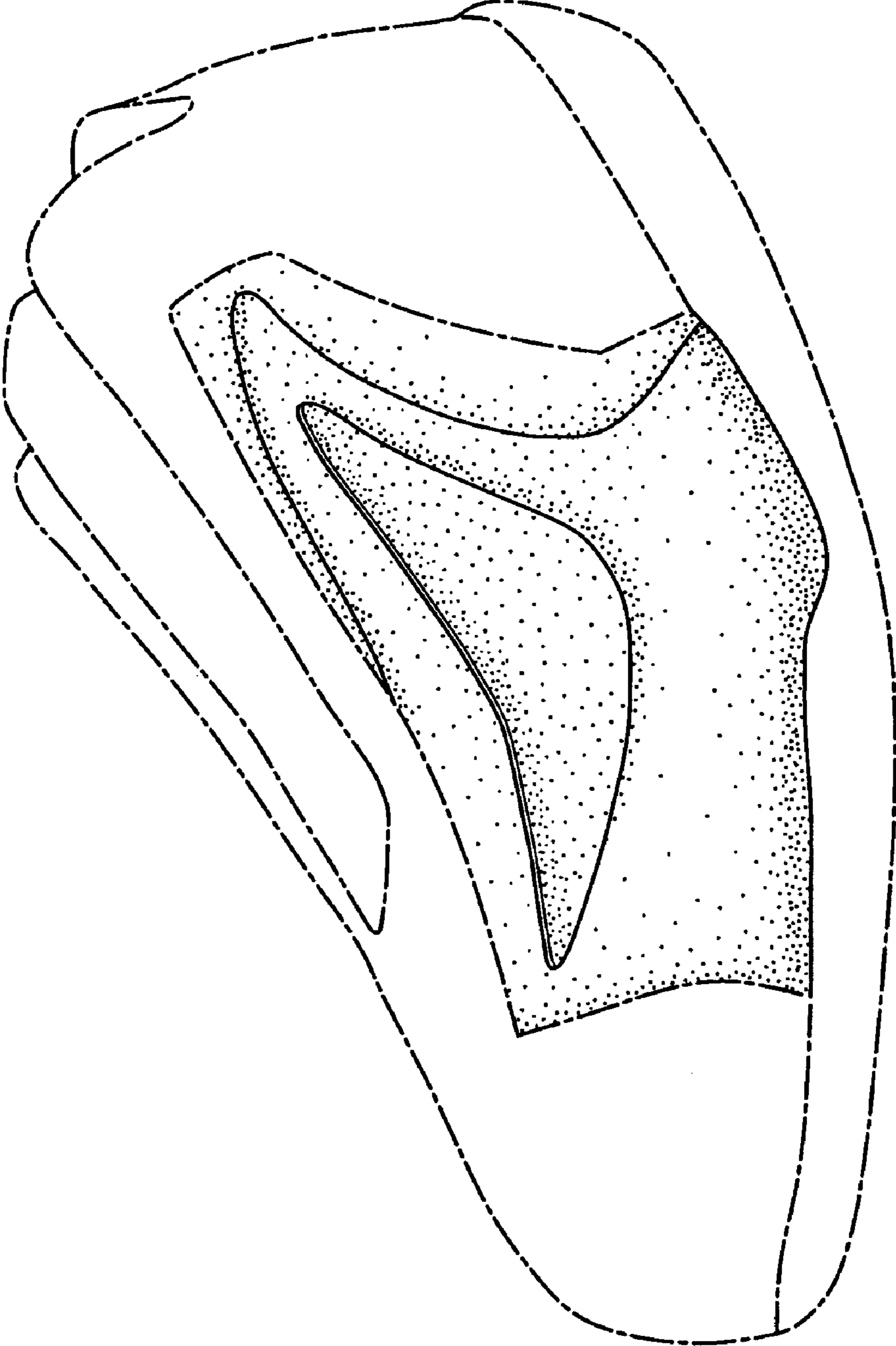


FIG. 2

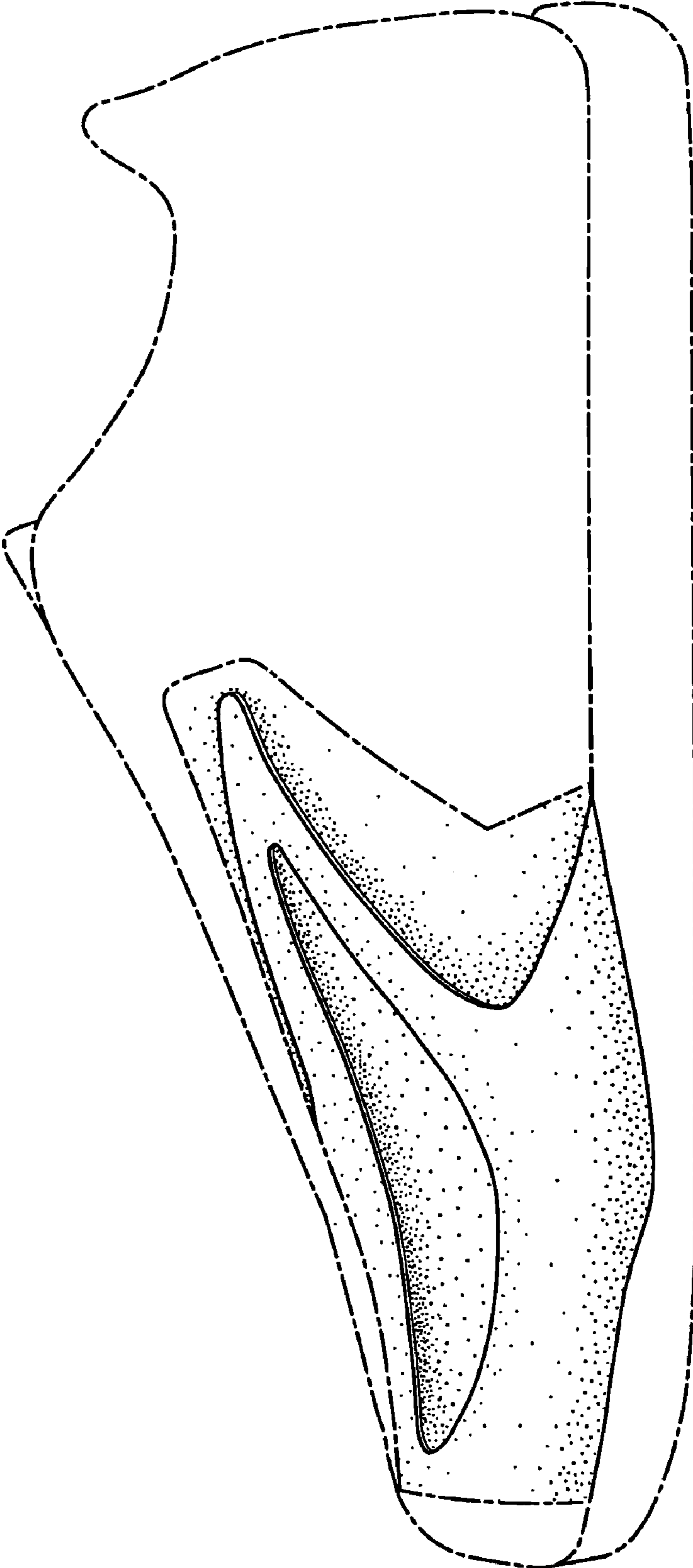


FIG. 3

