



US00D519726S

(12) **United States Design Patent**
Duclos

(10) **Patent No.:** **US D519,726 S**

(45) **Date of Patent:** **** May 2, 2006**

(54) **PORTION OF A SHOE**

D470,303 S * 2/2003 Wu D2/977

(75) Inventor: **Gary Duclos**, Newburyport, MA (US)

OTHER PUBLICATIONS

(73) Assignee: **Converse Inc.**, North Andover, MA (US)

Converse Inc., Converse Spring 2004 Product Workbook, 2004 (month and day unknown).

(**) Term: **14 Years**

* cited by examiner

(21) Appl. No.: **29/222,887**

Primary Examiner—Dominic Simone

(22) Filed: **Feb. 4, 2005**

(74) *Attorney, Agent, or Firm*—Thompson Coburn LLP

(51) **LOC (8) Cl.** **02-99**

(52) **U.S. Cl.** **D2/972**

(58) **Field of Classification Search** D2/902,
D2/907, 908, 943, 944, 969, 972–974, 947,
D2/977; 36/45, 50.1, 77 MN, 77 R, 83, 88,
36/113, 114, 126–131

(57) **CLAIM**

The ornamental design for a portion of a shoe, as shown and described.

See application file for complete search history.

DESCRIPTION

(56) **References Cited**

U.S. PATENT DOCUMENTS

- D121,480 S * 7/1940 Maling D2/944
- D126,617 S * 8/1941 Brady D2/972
- D276,190 S * 11/1984 Hess D2/908
- D299,582 S * 1/1989 McCrea et al. D2/969
- D302,899 S * 8/1989 Brown D2/972
- D393,358 S * 4/1998 Teague D2/947

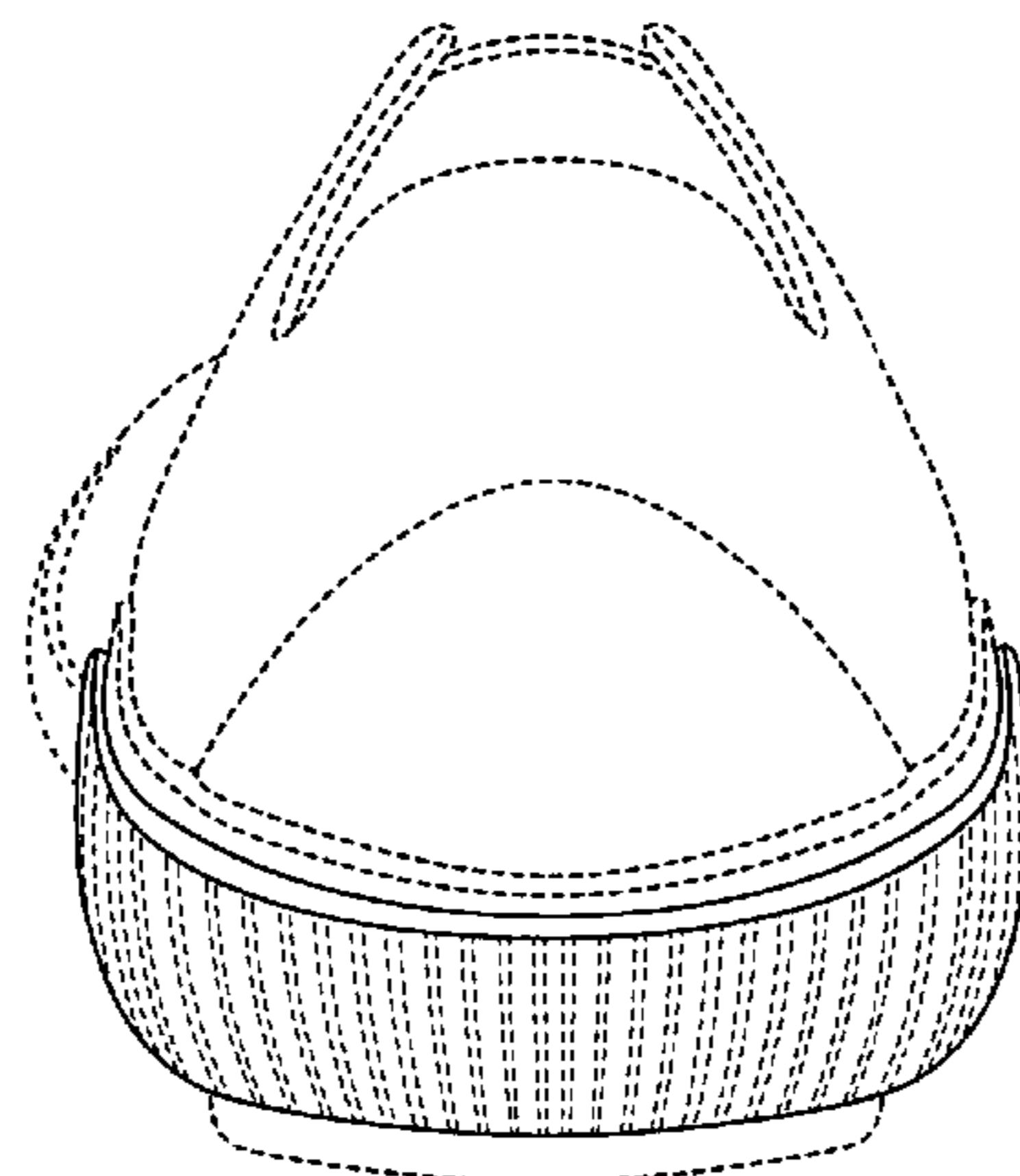

FIG. 1 is a left side elevational view of a shoe showing my new design;

FIG. 2 is a right side elevational view thereof; and,

FIG. 3 is a rear elevational view thereof.

The broken lines within the solid lines of the claimed design are illustrative of a design that may be incorporated within the boundaries of, but does not form a part of, the claimed design. All other broken lines represent the remaining portions of the shoe. The broken lines are for illustrative purposes only and form no part of the claimed design.

1 Claim, 1 Drawing Sheet






Figure 1




Figure 2

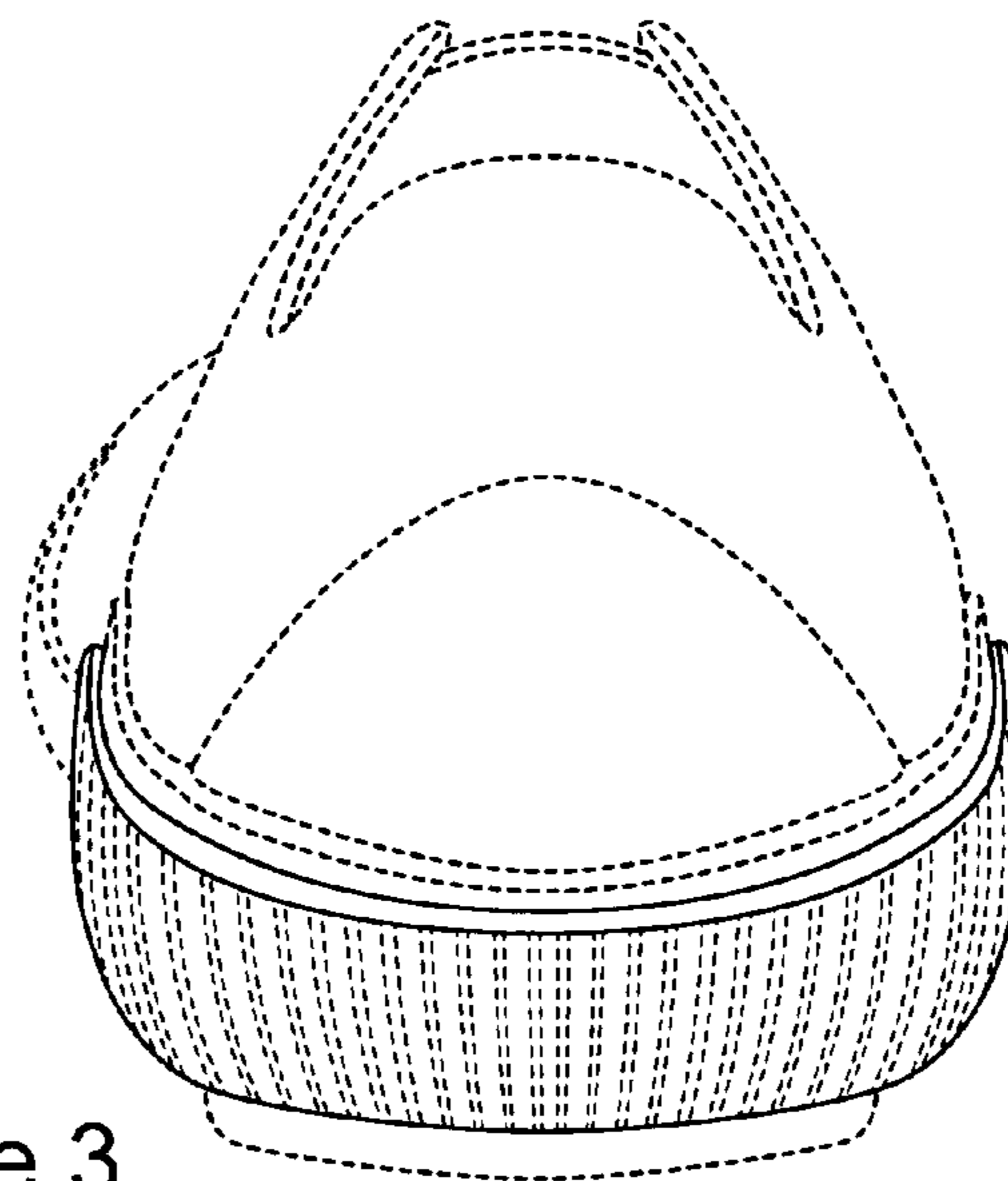


Figure 3