



US00D519712S

(12) **United States Design Patent**  
**Cumpton et al.**

(10) **Patent No.: US D519,712 S**

(45) **Date of Patent: \*\* \*May 2, 2006**

(54) **SLICED RECTANGULAR BLOCK OF FOOD MATERIAL HAVING ONE HORIZONTAL CUT**

(75) Inventors: **Cole A. Cumpton**, Clinton, MO (US);  
**Kenny D. Raymond**, Lowry City, MO (US)

(73) Assignee: **Schreiber Foods, Inc.**, Green Bay, WI (US)

(\*) Notice: This patent is subject to a terminal disclaimer.

(\*\*) Term: **14 Years**

(21) Appl. No.: **29/217,272**

(22) Filed: **Nov. 15, 2004**

(51) **LOC (8) Cl.** ..... **01-01**

(52) **U.S. Cl.** ..... **D1/121; D1/199**

(58) **Field of Classification Search** ..... D1/106,  
D1/121, 199, 127, 129-130; D25/113; 426/130,  
426/129, 414, 121, 115, 273-274, 188, 303,  
426/518, 144

See application file for complete search history.

(56) **References Cited**

**U.S. PATENT DOCUMENTS**

D14,842 S \* 3/1884 Griscom, Jr. .... D24/100  
D56,913 S \* 1/1921 Edgerton ..... D1/100

D198,741 S \* 7/1964 Kauffman, Jr. .... D1/129  
3,900,574 A \* 8/1975 Warwick ..... 426/274  
4,046,923 A \* 9/1977 Meng et al. .... 426/130  
5,945,145 A \* 8/1999 Narsutis et al. .... 426/123  
6,063,416 A \* 5/2000 Teasdale et al. .... 426/115  
6,110,512 A \* 8/2000 Teasdale et al. .... 426/121  
D488,911 S \* 4/2004 Childress ..... D1/121  
D495,463 S \* 9/2004 Childress ..... D1/121  
D497,238 S \* 10/2004 Maniak ..... D1/129

\* cited by examiner

*Primary Examiner*—Pamela Burgess

(74) *Attorney, Agent, or Firm*—Brinks Hofer Gilson & Lione

(57) **CLAIM**

I claim the ornamental design for a sliced rectangular block of food material having one horizontal cut, as shown and described.

**DESCRIPTION**

FIG. 1 is a side perspective view of a sliced rectangular block of food material having one horizontal cut showing our new design;

FIG. 2 is a front end view thereof;

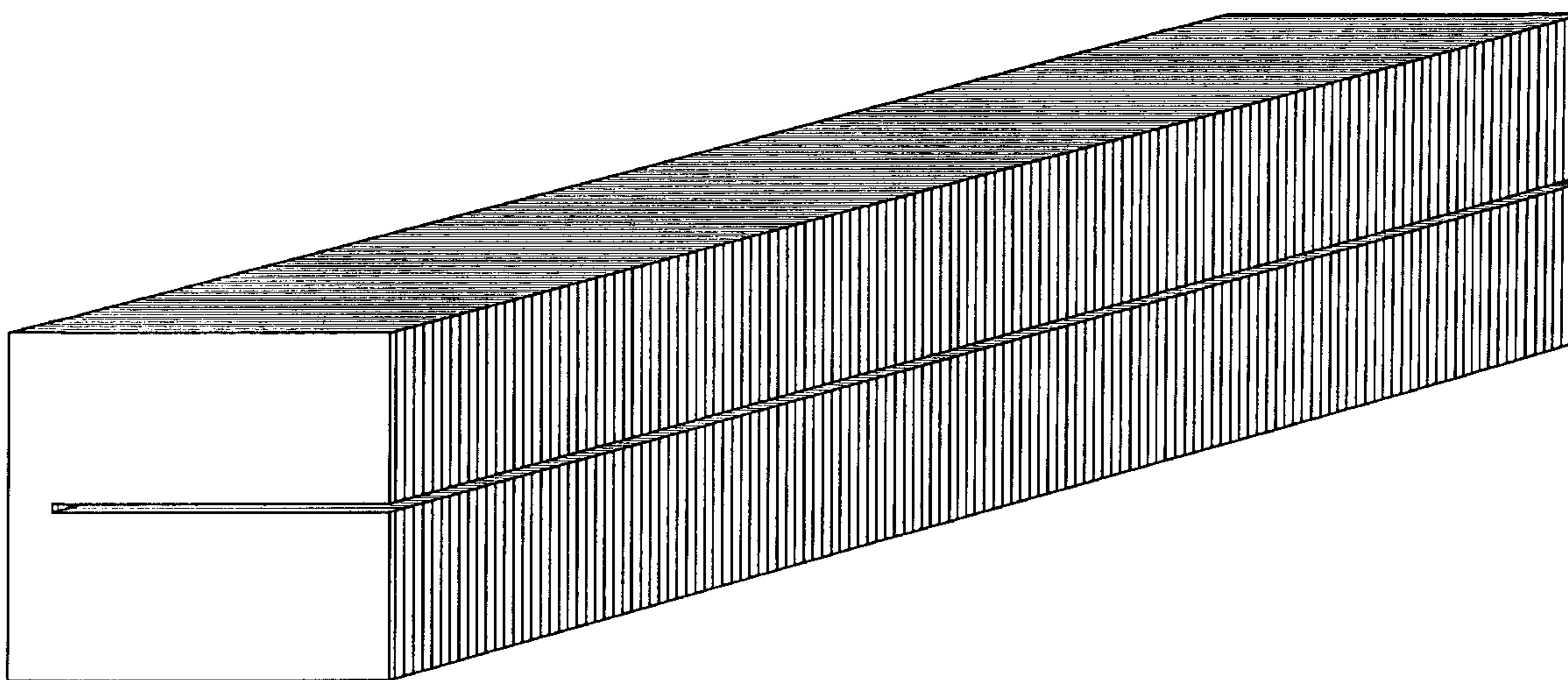
FIG. 3 is a back end view thereof;

FIG. 4 is a top side view thereof, which is identical to a bottom side view thereof; and

FIG. 5 is a right side view thereof; and,

FIG. 6 is a left side view thereof.

**1 Claim, 3 Drawing Sheets**



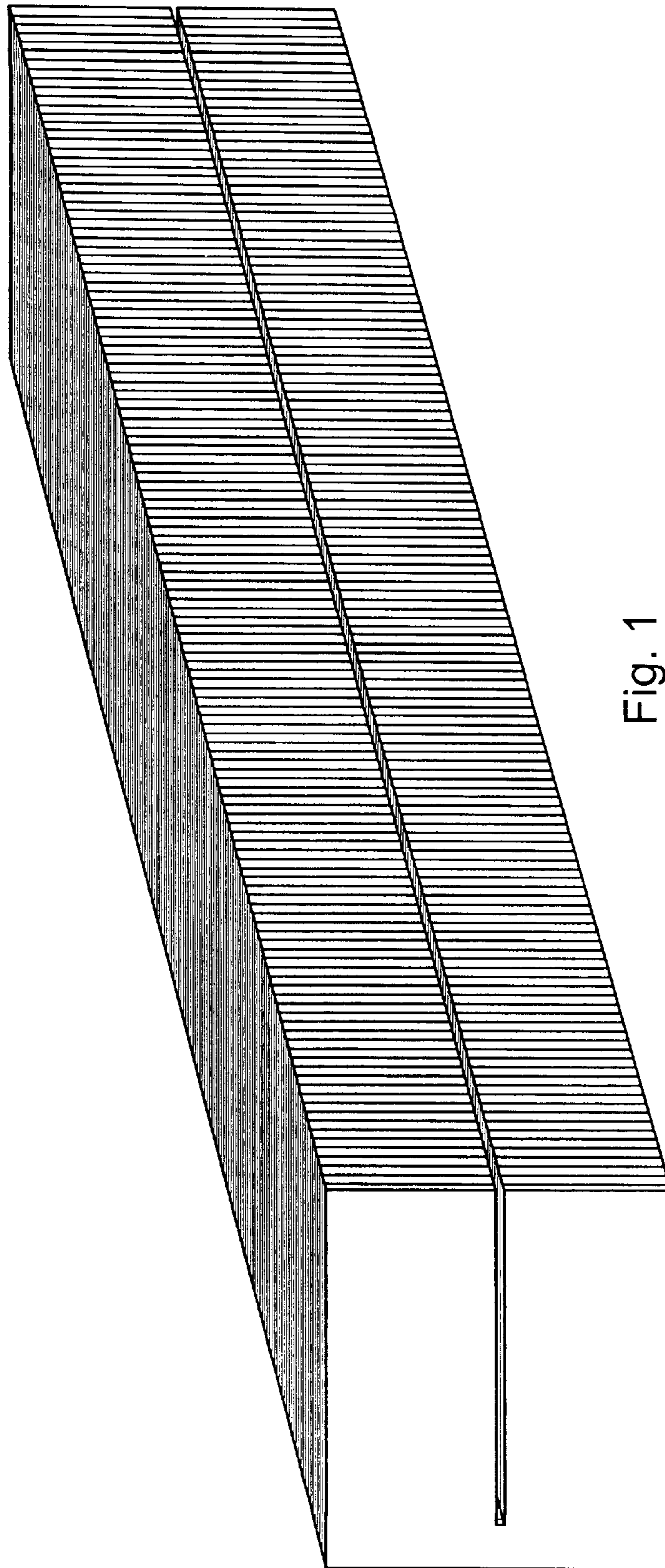


Fig. 1

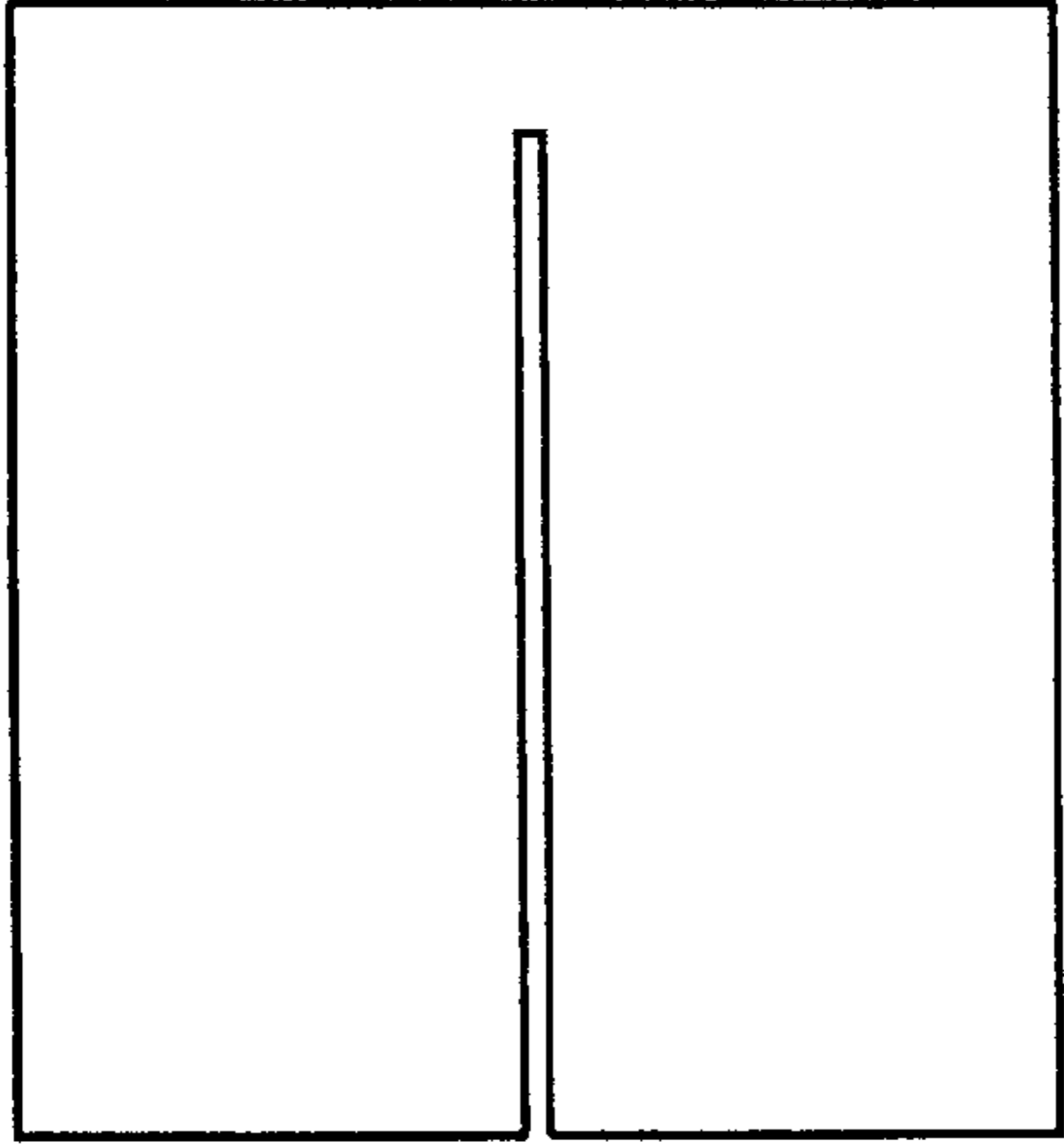


Fig. 3

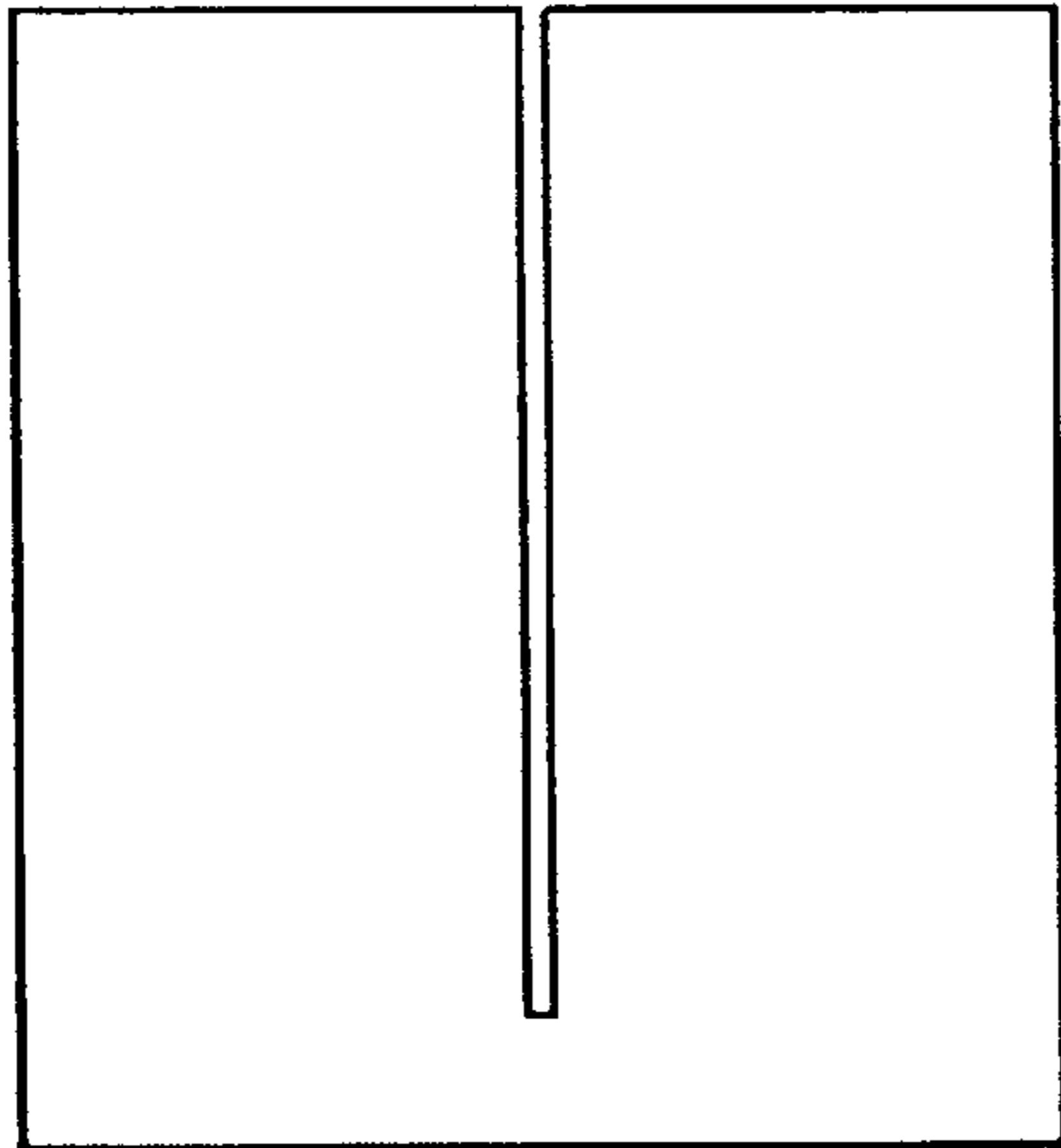


Fig. 2




Fig. 4




Fig. 5




Fig. 6