



US00D519697S

(12) **United States Design Patent** (10) **Patent No.:** **US D519,697 S**
Fritsche (45) **Date of Patent:** **** Apr. 25, 2006**

(54) **ICE SCRAPER**

(75) Inventor: **James T. Fritsche**, Parma, OH (US)

(73) Assignee: **JF Sports**, Parma, OH (US)

(**) Term: **14 Years**

(21) Appl. No.: **29/221,940**

(22) Filed: **Jan. 24, 2005**

(51) **LOC (8) Cl.** **04-01**

(52) **U.S. Cl.** **D32/43; D32/49**

(58) **Field of Classification Search** D32/40,
D32/41, 43, 46, 49; D8/14, 45; 15/143.1,
15/236.01, 236.02, 245, 245.1; 30/169, 171
See application file for complete search history.

(56) **References Cited**

U.S. PATENT DOCUMENTS

D219,303 S	*	11/1970	Golden	D32/49
D374,525 S	*	10/1996	Kleinpell, II et al.	D32/43
D376,881 S	*	12/1996	Kleinpell, II et al.	D32/43
D381,149 S	*	7/1997	Mayo	D32/49
D411,043 S	*	6/1999	Wachler et al.	D32/43
D464,183 S	*	10/2002	Fritsche	D32/43

* cited by examiner

Primary Examiner—Alan P. Douglas
Assistant Examiner—Lavone D. Tabor

(74) *Attorney, Agent, or Firm*—D. Peter Hochberg; Sean Mellino; Katherine R. Vieyra

(57) **CLAIM**

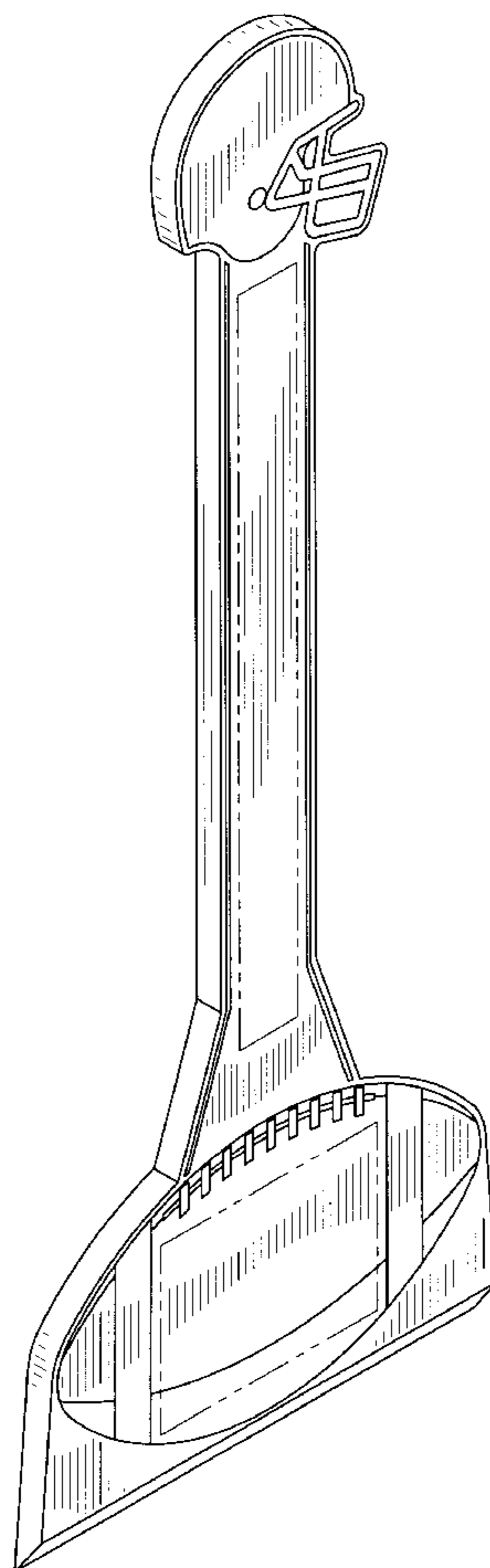
The ornamental design for an ice scraper, as shown and described.

DESCRIPTION

FIG. 1 is a perspective view of the ice scraper according to the invention;
FIG. 2 is a top view of the ice scraper as shown in FIG. 1;
FIG. 3 is a front view of the ice scraper as shown in FIG. 1;
FIG. 4 is a side view of the ice scraper as shown in FIG. 1;
FIG. 5 is a rear view of the ice scraper as shown in FIG. 1;
FIG. 6 is a side view of the ice scraper as shown in FIG. 1, viewed from the opposite side of that shown in FIG. 4; and,
FIG. 7 is a bottom view of the ice scraper as shown in FIG. 1.

The broken lines shown on the front of the scraper in FIGS. 1 and 3 are for illustrative purposes only and form no part of the claimed design.

1 Claim, 3 Drawing Sheets



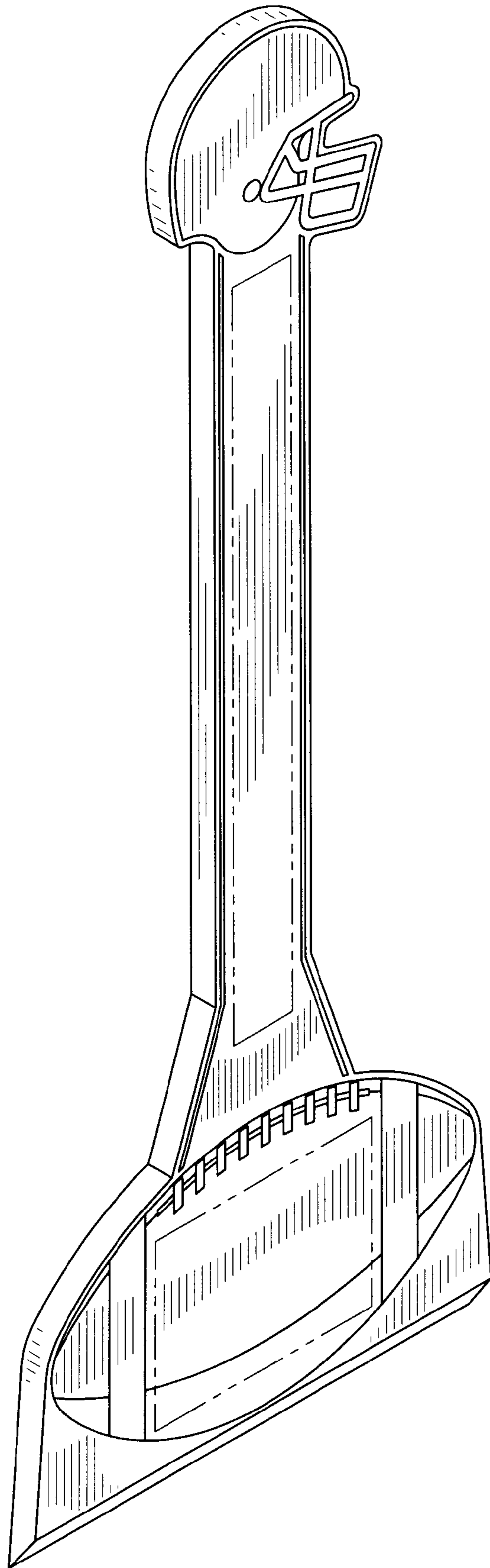


FIG-1




FIG-2

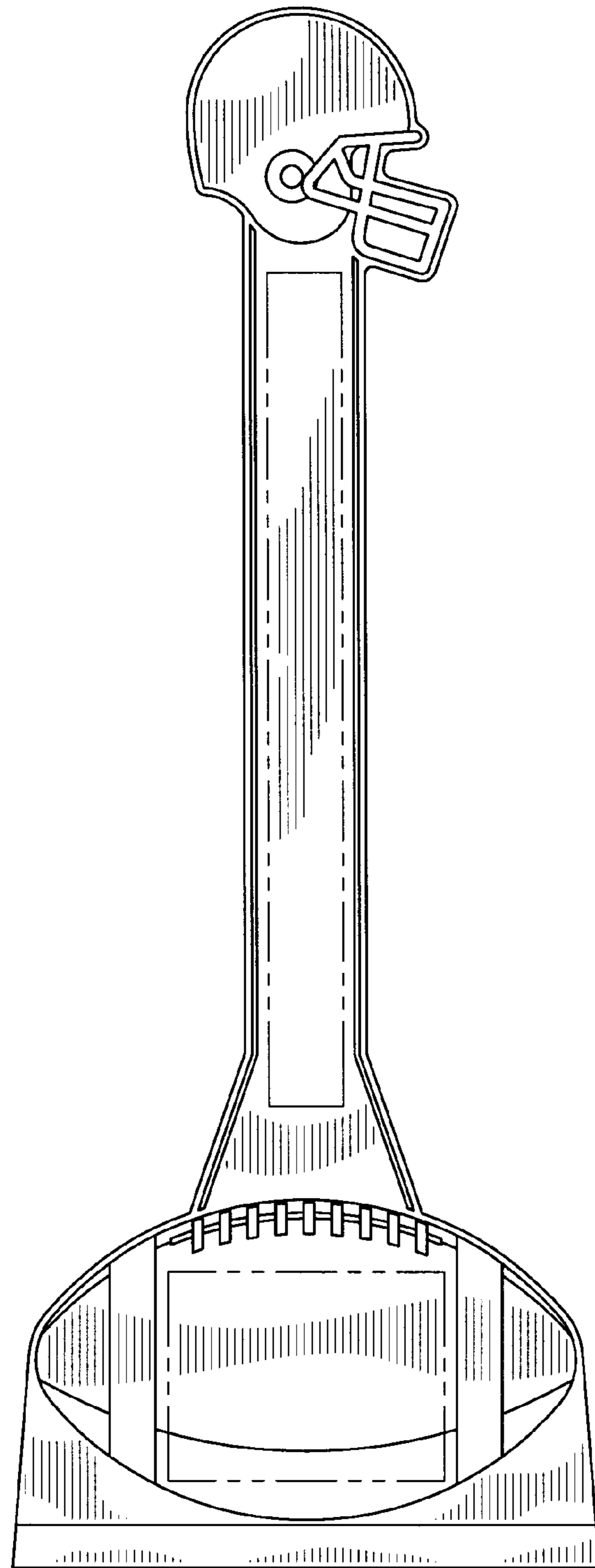


FIG-3



FIG-4

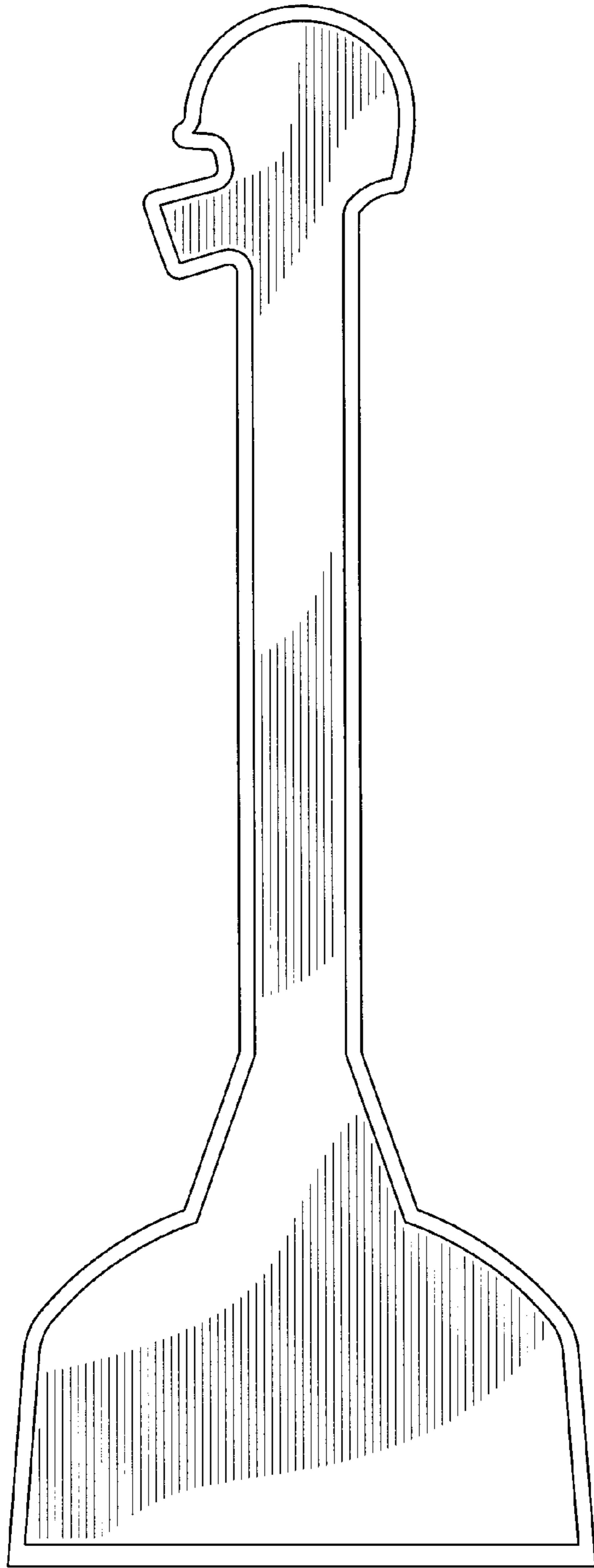


FIG-5

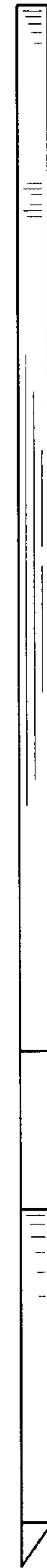


FIG-6



FIG-7