



US00D519684S

(12) **United States Design Patent** (10) **Patent No.:** **US D519,684 S**
Simic (45) **Date of Patent:** **** Apr. 25, 2006**

(54) **PROTECTIVE HAND COVERING**
 (75) Inventor: **Milan Simic**, Montreuil (FR)
 (73) Assignee: **Quadion Corporation**, Minneapolis, MN (US)
 (**) Term: **14 Years**

4,570,269 A 2/1986 Berlese
 4,603,439 A 8/1986 Golomb
 4,628,544 A 12/1986 Erickson
 4,660,228 A 4/1987 Ogawa et al.
 4,751,747 A 6/1988 Banks et al.
 4,845,781 A 7/1989 Strickland et al.
 4,847,918 A 7/1989 Sturm

(Continued)

(21) Appl. No.: **29/209,382**
 (22) Filed: **Jul. 15, 2004**
 (30) **Foreign Application Priority Data**

Jan. 19, 2004 (FR) 04 0218

(51) **LOC (8) Cl.** **02-06**
 (52) **U.S. Cl.** **D29/118**
 (58) **Field of Classification Search** D2/610,
 D2/614, 622-623; D29/113, 118, 119, 123;
 2/16, 158, 161.1, 161.3, 161.6
 See application file for complete search history.

(56) **References Cited**

U.S. PATENT DOCUMENTS

61,841 A 2/1867 Lewis
 919,406 A 4/1909 Warren
 1,279,855 A 9/1918 Garvey
 1,559,114 A 10/1925 Maranville
 1,990,553 A 2/1935 Koffler et al.
 2,229,837 A 1/1941 Claffy
 2,335,871 A 12/1943 Milligan
 2,581,249 A 1/1952 Ganz
 D183,522 S 9/1958 Jackman
 2,889,556 A 6/1959 Mehler
 D188,035 S 5/1960 Mackay
 3,148,235 A 9/1964 Velonis et al.
 3,602,917 A 9/1971 Seunevel et al.
 4,000,903 A 1/1977 Swanson
 4,061,709 A 12/1977 Miller et al.
 4,084,265 A 4/1978 Anfelt
 4,218,778 A 8/1980 Stansbury
 4,308,762 A 1/1982 Jannard
 D268,222 S 3/1983 Chen
 4,400,831 A 8/1983 Rietz
 4,454,611 A 6/1984 Tschirch et al.

FOREIGN PATENT DOCUMENTS

CN 2127297 Y 2/1993
 DE 19837247 7/1999
 JP 07-082603 3/1995
 WO WO90/13232 11/1990

OTHER PUBLICATIONS

“Silicone Solutions Oven Mitt”, Target.com, Jul. 11, 2005.*
 Tops Plastiques: Premiere!, Le Magazine Des Plastiques—
 Entree en Matieres, vol. No. 16, Jun. 1999, p. 6, Service
 Communication Le Diamant A, Paris.

Primary Examiner—Robert A. Delehanty
 (74) *Attorney, Agent, or Firm*—Schroeder & Siegfried, P.A.

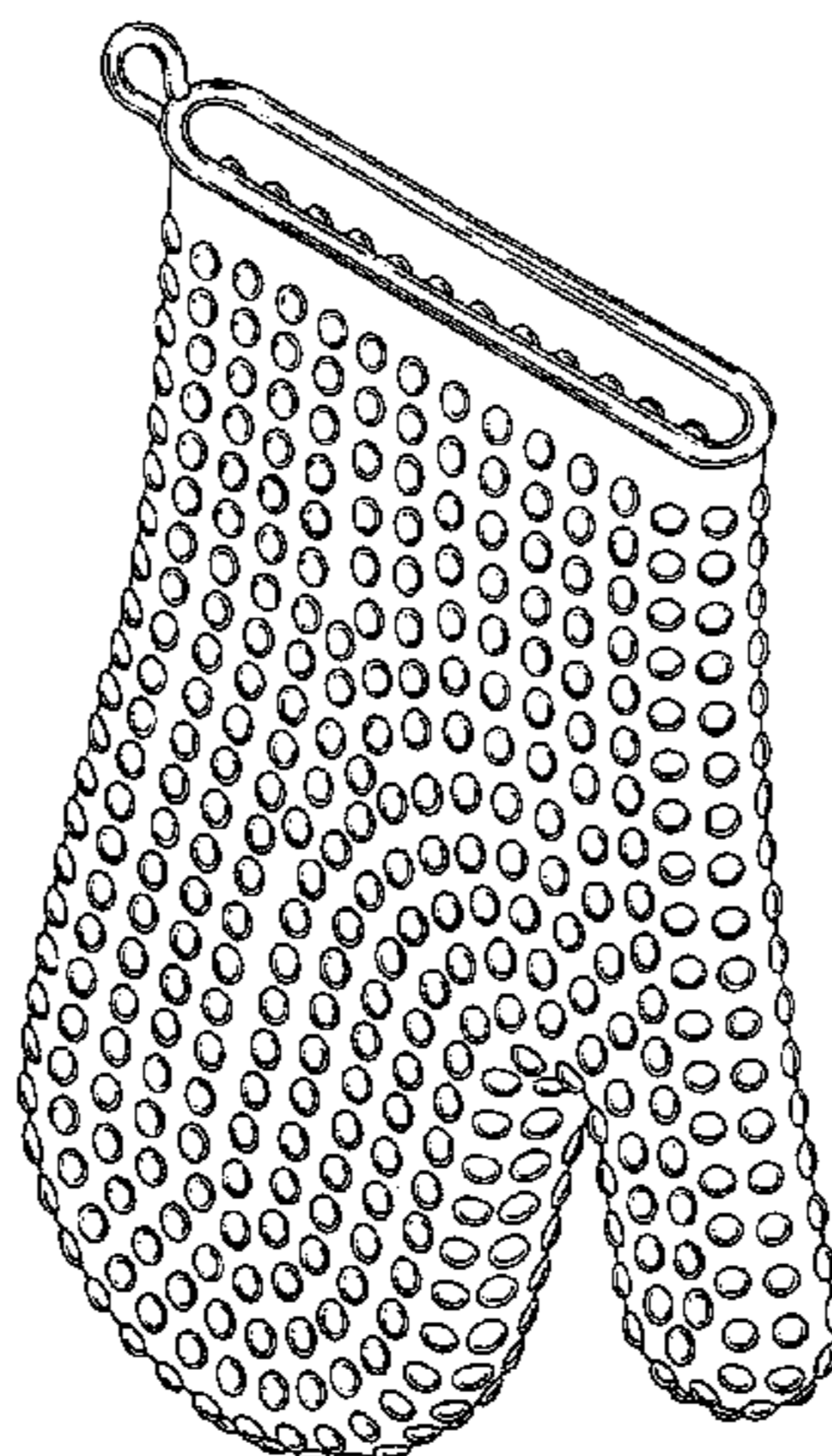
(57) **CLAIM**

The ornamental design for a protective hand covering, as shown in the drawings.

DESCRIPTION

FIG. 1 is a perspective view of the design of the protective hand covering;
 FIG. 2 is a top plan view plan view of the protective hand covering, the bottom plan view being the mirror image thereof;
 FIG. 3 is a rear elevational view of the protective hand covering.
 FIG. 4 is a front elevational view of the protective hand covering;
 FIG. 5 is a right side elevational view of the protective hand covering; and,
 Fig. 6 is a left side elevational view of the protective hand covering.

1 Claim, 4 Drawing Sheets



US D519,684 S

Page 2

U.S. PATENT DOCUMENTS					
4,916,757	A	4/1990 Berlin et al.	5,807,296	A	9/1998 Stubbs
4,942,626	A	7/1990 Stern	5,862,916	A	1/1999 Utecht
5,020,160	A	6/1991 Cano	5,907,870	A	6/1999 Monroe et al.
5,070,540	A	12/1991 Bettcher et al.	5,953,756	A	9/1999 Vrissimdjis
5,075,899	A	12/1991 Funahashi et al.	5,991,926	A	11/1999 Lakusiewicz
D323,217	S *	1/1992 Holden D24/190	6,081,928	A	7/2000 Bourne
5,134,746	A	8/1992 William	6,092,238	A	7/2000 Fierabend, Jr.
5,173,966	A	12/1992 DeLeo	6,199,211	B1	3/2001 Franzolino
5,304,337	A	4/1994 Chen et al.	6,203,080	B1	3/2001 Surplus
5,361,415	A	11/1994 Deering et al.	D441,509	S	5/2001 Lion et al.
5,452,478	A	9/1995 Rombach et al.	6,298,488	B1	10/2001 Duncan et al.
5,500,956	A *	3/1996 Schulkin et al. 2/161.1	6,305,023	B1	10/2001 Barkes
5,500,957	A	3/1996 Stein	6,374,417	B1	4/2002 Stagnitta
5,566,394	A	10/1996 Flick	6,427,249	B1	8/2002 Mattesky
5,572,739	A	11/1996 Kolada et al.	D470,980	S	2/2003 Bignon et al.
5,579,539	A	12/1996 Flick	6,532,597	B1	3/2003 Bignon et al.
5,598,582	A	2/1997 Andrews et al.	D477,690	S	7/2003 Howell et al.
5,625,900	A	5/1997 Hayes	6,658,668	B1	12/2003 Newcomb
5,636,645	A	6/1997 Ou	D488,887	S	4/2004 Bignon et al.
5,641,316	A	6/1997 Bakalis	D490,189	S	5/2004 Bignon et al.
5,676,092	A	10/1997 Ortolivo	D491,317	S	6/2004 Bignon et al.
5,717,994	A	2/1998 Goldsmith	2002/0010957	A1	1/2002 Katz

* cited by examiner

Fig.-1

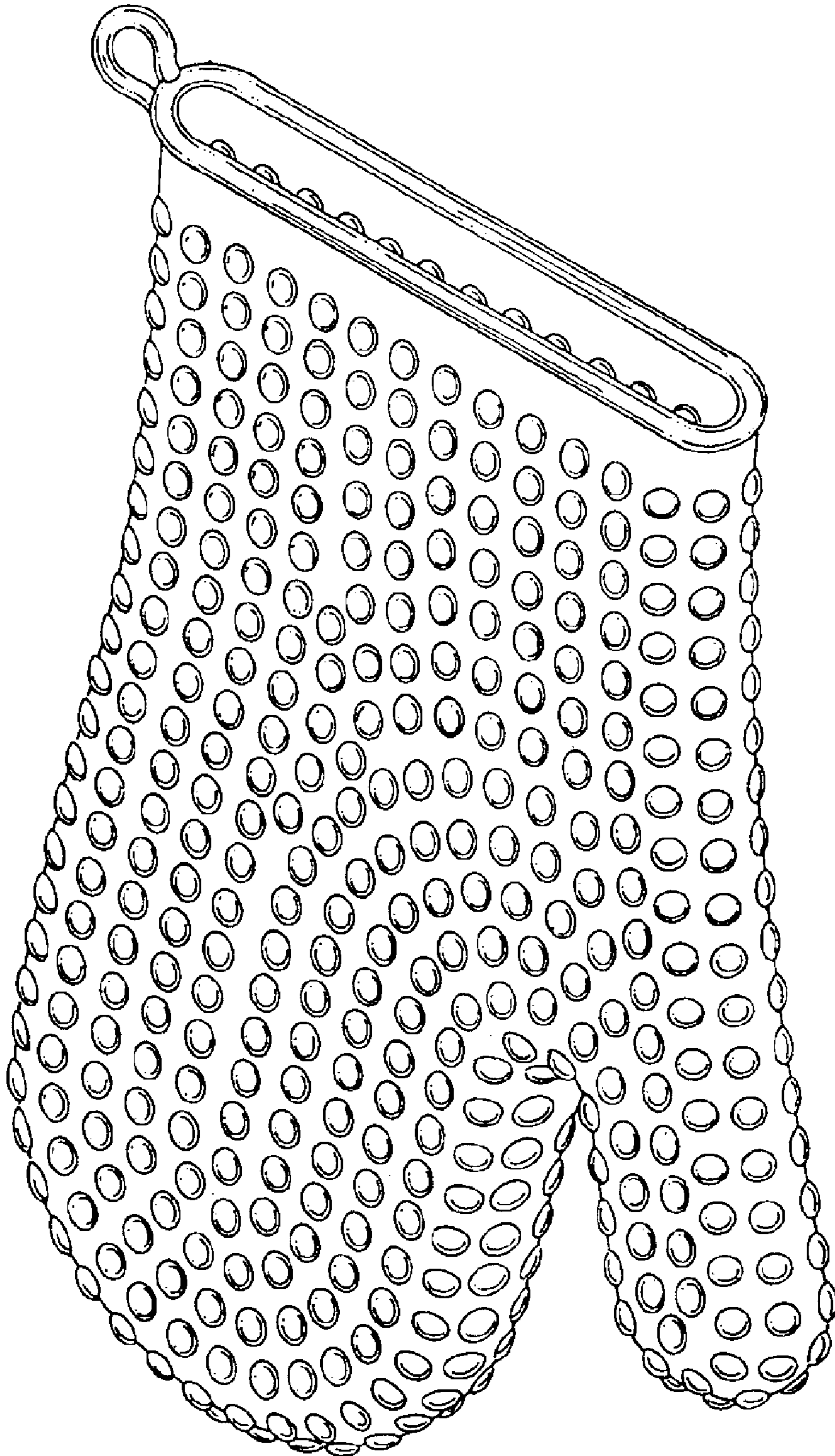


Fig.-2

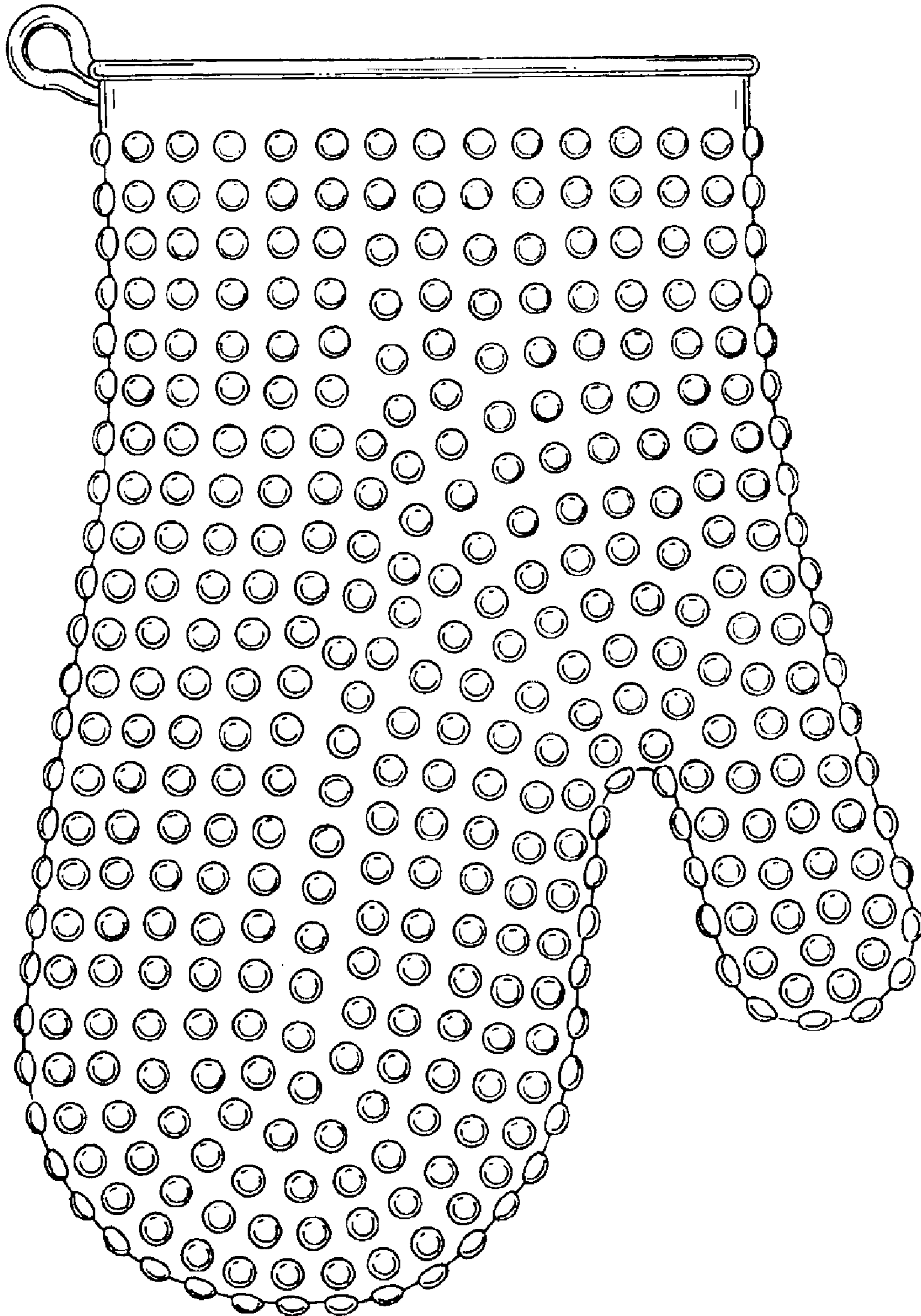


Fig.-3

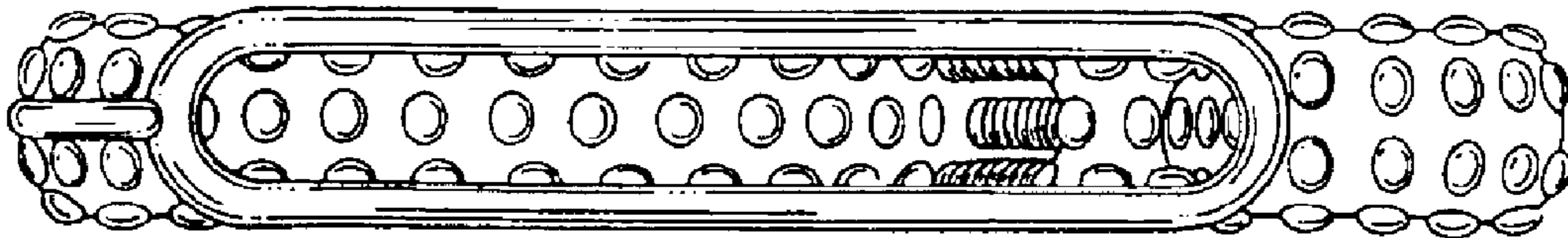


Fig.-4

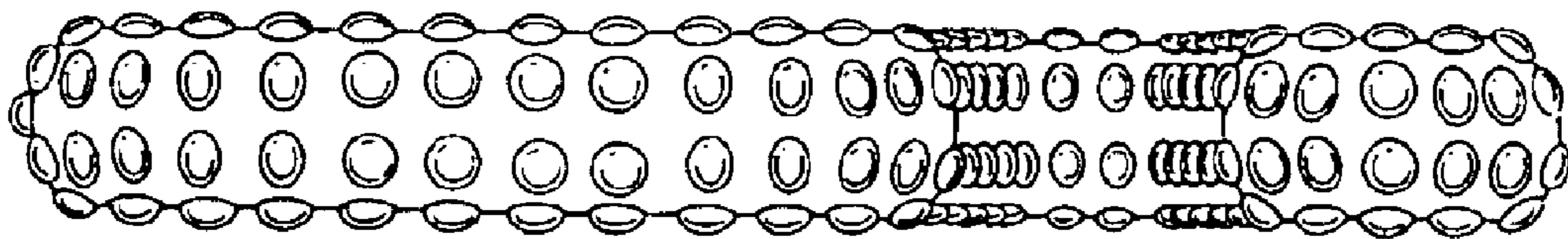


Fig. -5

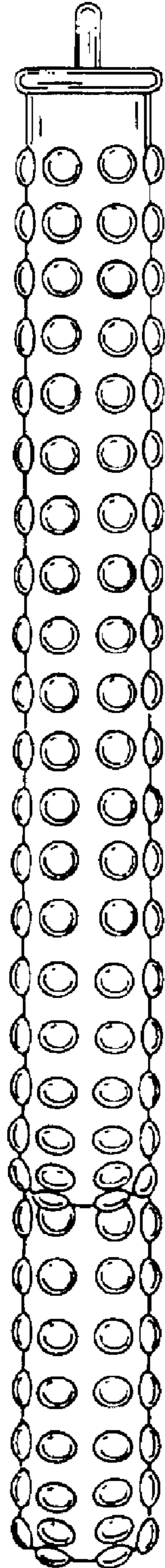


Fig. -6

