



US00D519675S

(12) **United States Design Patent**  
**Armstrong**

(10) **Patent No.:** **US D519,675 S**

(45) **Date of Patent:** **\*\* Apr. 25, 2006**

(54) **DISPENSER FOR COSMETICS**

(75) Inventor: **Mark Armstrong**, London (GB)

(73) Assignee: **The Procter & Gamble Company**,  
Cincinnati, OH (US)

(\*\*) Term: **14 Years**

(21) Appl. No.: **29/195,671**

(22) Filed: **Dec. 16, 2003**

(51) **LOC (8) Cl.** ..... **28-02**

(52) **U.S. Cl.** ..... **D28/7**

(58) **Field of Classification Search** ..... D28/7,  
D28/20-31; 4/114, 116, 100, 136; 132/112-116,  
132/126, 270, 219, 208, 119.1, 148, 150,  
132/202, 317, 320, 901, 108; 401/6, 268,  
401/187, 183, 186, 28, 202-207, 261-267,  
401/199, 35, 286, 129

See application file for complete search history.

(56) **References Cited**

**U.S. PATENT DOCUMENTS**

3,850,181	A	*	11/1974	Baker	.....	132/119.1
3,961,635	A	*	6/1976	Miya	.....	132/113
6,112,751	A	*	9/2000	Bennett	.....	132/116
6,145,513	A	*	11/2000	Chu et al.	.....	132/112
D442,331	S	*	5/2001	Pannozzo et al.	.....	D28/7
6,302,607	B1	*	10/2001	Burrowes et al.	.....	401/18
D451,244	S	*	11/2001	Chen et al.	.....	D28/25
6,332,726	B1	*	12/2001	Yamamoto et al.	.....	401/183
6,357,449	B1	*	3/2002	Chu et al.	.....	132/112
6,367,483	B1	*	4/2002	Chen et al.	.....	132/112
D459,027	S	*	6/2002	Chen et al.	.....	D28/22

6,457,476	B1	*	10/2002	Elmer et al.	.....	132/114
6,467,653	B1		10/2002	Hamamoto		
D474,561	S	*	5/2003	Glucksman et al.	.....	D28/7
6,691,712	B1	*	2/2004	Chu et al.	.....	132/112
D497,033	S	*	10/2004	Micinilio	.....	D28/24
2001/0040173	A1		11/2001	Yamamoto		
2004/0011810	A1		1/2004	Mita		

**FOREIGN PATENT DOCUMENTS**

WO	WO-99/26510	A1	6/1999
WO	WO-01/89956	A2	11/2001

\* cited by examiner

*Primary Examiner*—Lucy Lieberman

(74) *Attorney, Agent, or Firm*—Michael J. Sambrook; Brian M. Bolam; Tara M. Rosnell

(57) **CLAIM**

The ornamental design for a dispenser for cosmetics, as shown and described.

**DESCRIPTION**

FIG. 1 is a front elevational view of a dispenser, embodying our new design;

FIG. 2 is a side elevational view of the dispenser of FIG. 1;

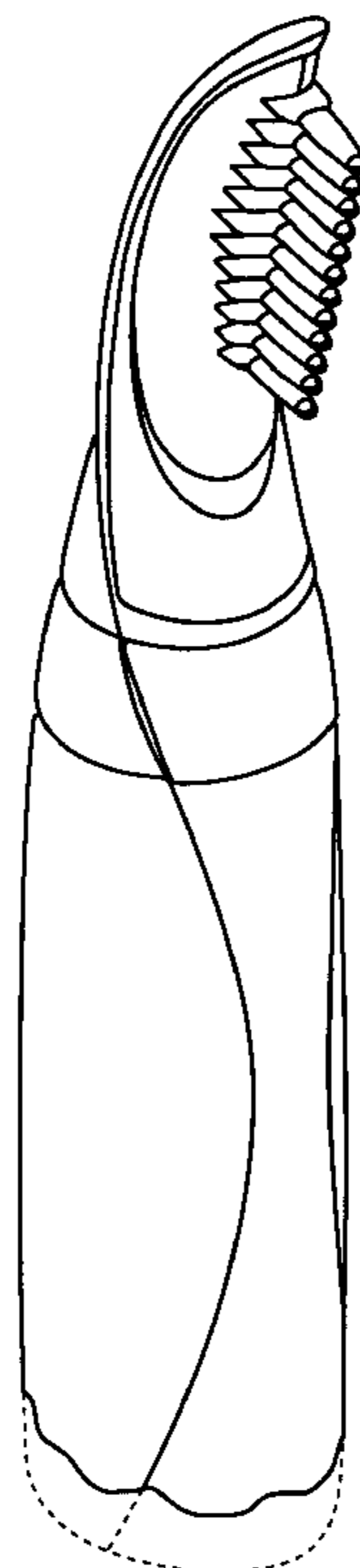
FIG. 3 is a rear perspective view of the dispenser of FIG. 1;

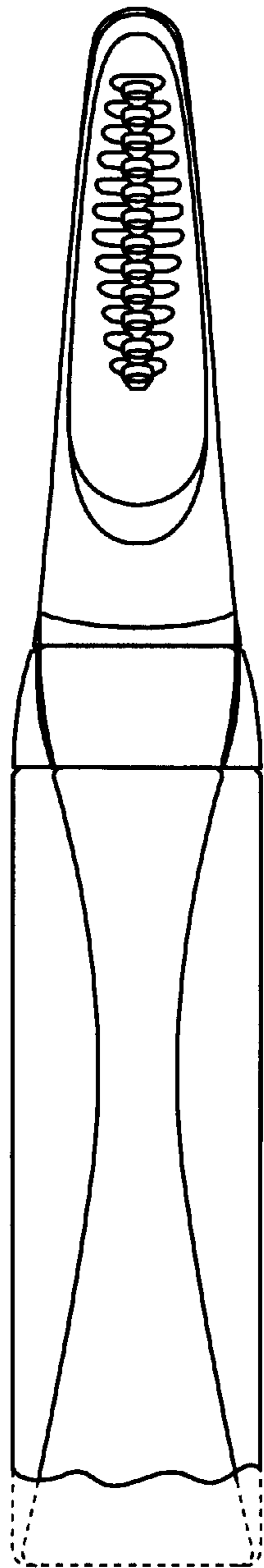
FIG. 4 is a front perspective view of the dispenser of FIG. 1; and,

FIG. 5 is a top plan view of the dispenser for cosmetics.

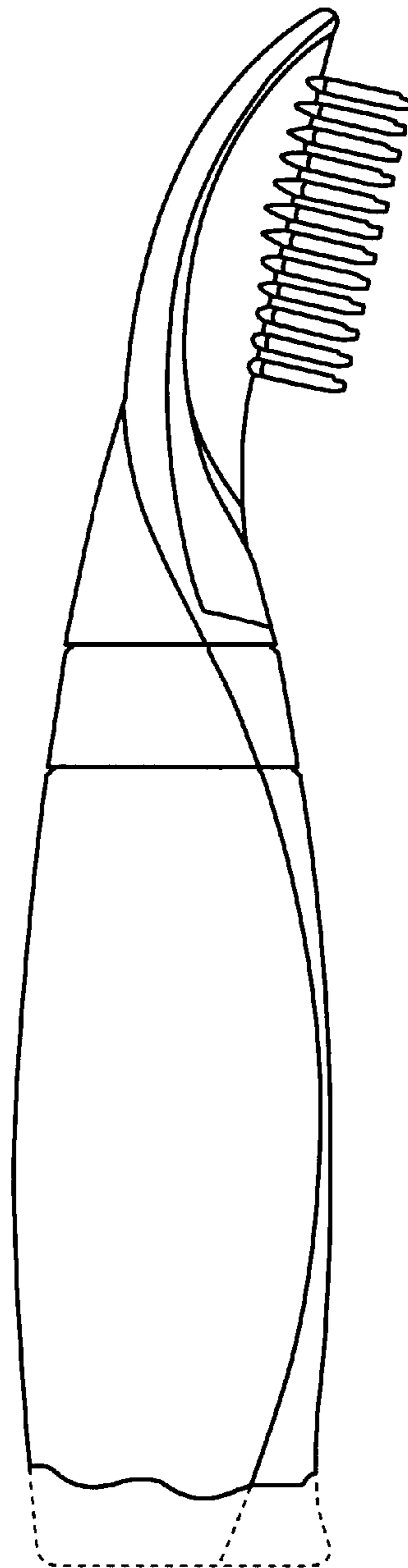
The broken lines showing a portion of the dispenser for cosmetics in FIGS. 1 through 4 are for illustrative purposes only and do not form part of the claimed design.

**1 Claim, 3 Drawing Sheets**






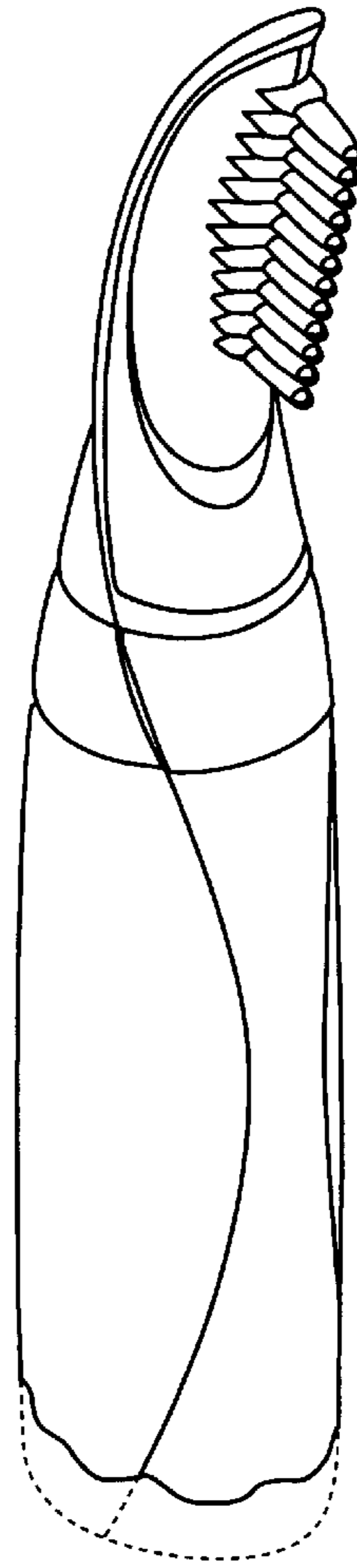
*Fig. 1*



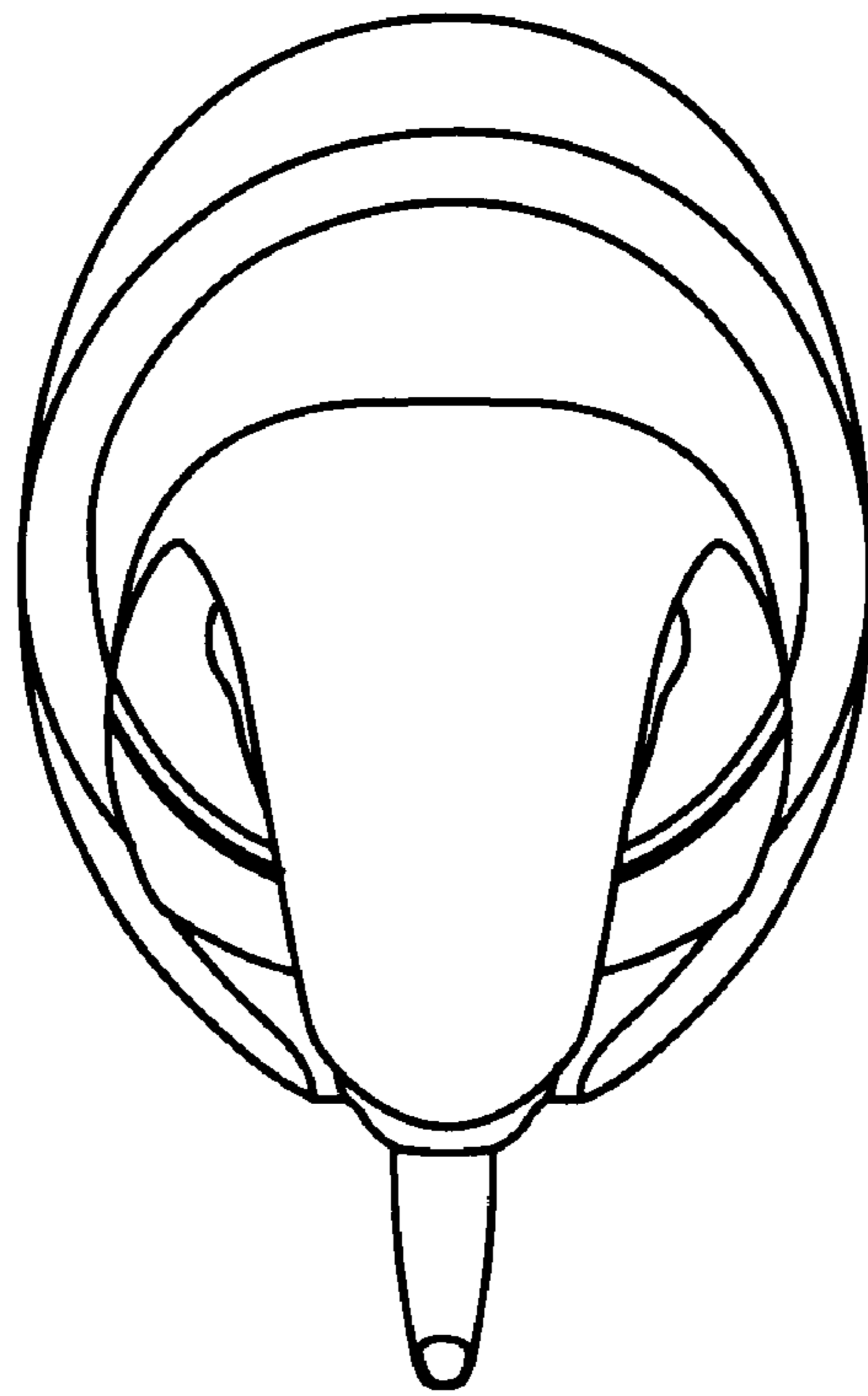
*Fig. 2*



*Fig. 3*



*Fig. 4*



*Fig. 5*