

US00D519666S

(12) **United States Design Patent**  
**Leser**

(10) **Patent No.:** **US D519,666 S**  
(45) **Date of Patent:** **\*\* Apr. 25, 2006**

(54) **CHANDELIER**

(75) Inventor: **Paul Leser**, Portland, OR (US)

(73) Assignee: **Dolan Designs**, Portland, OR (US)

(\*\*) Term: **14 Years**

(21) Appl. No.: **29/234,646**

(22) Filed: **Jul. 20, 2005**

(51) **LOC (8) Cl.** ..... **26-03**

(52) **U.S. Cl.** ..... **D26/81**

(58) **Field of Classification Search** ..... D26/72,  
D26/80-92, 138, 155, 142-145; 362/147,  
362/404-408

See application file for complete search history.

(56) **References Cited**

**U.S. PATENT DOCUMENTS**

D66,707 S	*	2/1925	Rosenblatt	.....	D26/144
D67,559 S	*	6/1925	Walker	.....	D26/81
D69,418 S	*	2/1926	Villaret	.....	D26/84
D71,558 S	*	11/1926	Levitan	.....	D26/81
D73,481 S	*	9/1927	Boehringer	.....	D26/84
D408,096 S		4/1999	Dolan		
D431,087 S		9/2000	Dolan		
D499,200 S	*	11/2004	Parres	.....	D26/81

**OTHER PUBLICATIONS**

Kichler Lighting's 2004 Catalog (No. 104). Item #2019 Four Light Chandelier from the Dover Collection on p. 213.\*  
Classique Three Light Chandelier, item #35577 from Lampsplus.com. Found online Sep. 23, 2005.\*

Catalina Collection Six Light Chandelier, item#34938 from Lampsplus.com. Found online Sep. 23, 2005.\*

Via Roma Downlight Chandelier, item#36670 from Lampsplus.com. Found online on Sep. 23, 2005.\*

Thomas Lighting p. 74, Louisville, KY, Cat BW0104. 2004/2005 Model SL8363-22.

Savoy House, Lawrenceville, GA, Cat 2002 p. 153 Model 1202-5-67.

Framburg, Bellwood, IL, Cat 2001 p. 85 Model 8635.

Framburg, Bellwood, IL, Cat. 2001 p. 52 Model 7996.

Hubbardton Forge, Castleton, VT, Cat 2003 p. 95 Model 10-1455-20.

Maxim Lighting, City of Industry, CA, Cat. 2003 p. 21 Model 2765-AVGB.

Kenroy, Jacksonville, FL, Cat. 1996 p. 35 Model 77105.

\* cited by examiner

*Primary Examiner*—Clare E Hefflin

(57) **CLAIM**



The ornamental design for a chandelier, as shown and described.

**DESCRIPTION**

FIG. 1 is a perspective view thereof;  
FIG. 2 is a front elevational view thereof;  
FIG. 3 is a right side view, the left side being a mirror image;  
FIG. 4 is a top view thereof; and,  
FIG. 5 is a bottom view thereof.

The broken line showing of environmental structure in FIGS. 1-4 is for illustrative purposes only and forms no part of the claimed design.

**1 Claim, 5 Drawing Sheets**






FIG. 1




FIG. 2




FIG. 3



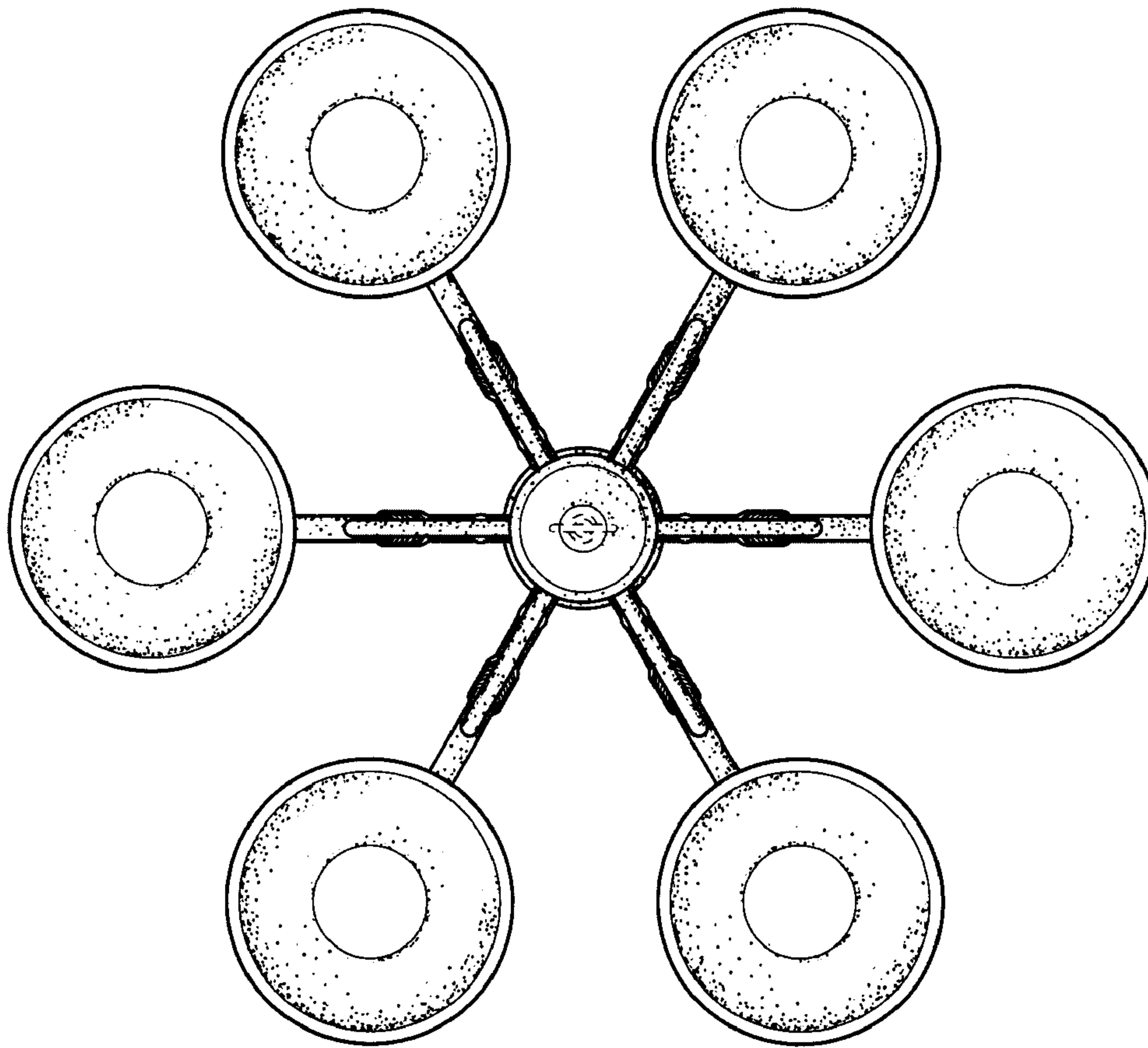
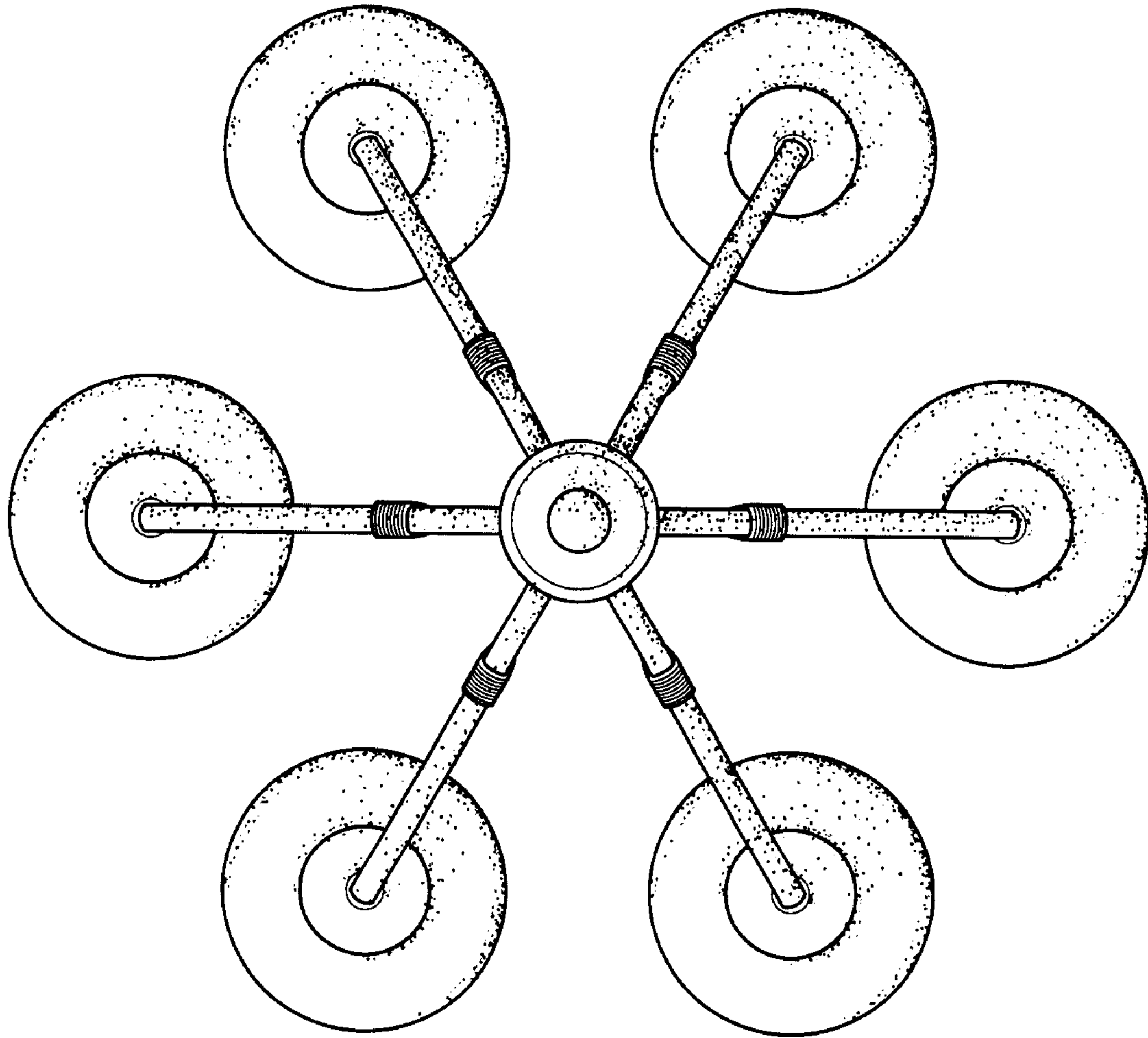


FIG. 4



**FIG. 5**