



US00D519659S

(12) **United States Design Patent**  
**Yuen**

(10) **Patent No.:** **US D519,659 S**

(45) **Date of Patent:** **\*\* Apr. 25, 2006**

(54) **FLUORESCENT WORK LIGHT**

D501,687 S \* 2/2005 Kovacik et al. .... D26/42  
D501,688 S \* 2/2005 Kovacik et al. .... D26/42

(76) Inventor: **Se Kit Yuen**, 6/F., Yau Lee Centre, 45  
Hoi Yuen Road, Kwun Tong, Kowloon,  
Hong Kong (CN)

\* cited by examiner

*Primary Examiner*—Marcus A. Jackson

(\*\*) Term: **14 Years**

(57) **CLAIM**

(21) Appl. No.: **29/224,279**

The ornamental design for a fluorescent work light, as shown and described.

(22) Filed: **Feb. 28, 2005**

(30) **Foreign Application Priority Data**

Sep. 17, 2004 (CN) ..... 2004300802620

(51) **LOC (8) Cl.** ..... **26-02**

(52) **U.S. Cl.** ..... **D26/42**

(58) **Field of Classification Search** ..... D26/37-50;  
362/157, 158, 171-174, 183-208  
See application file for complete search history.

**DESCRIPTION**

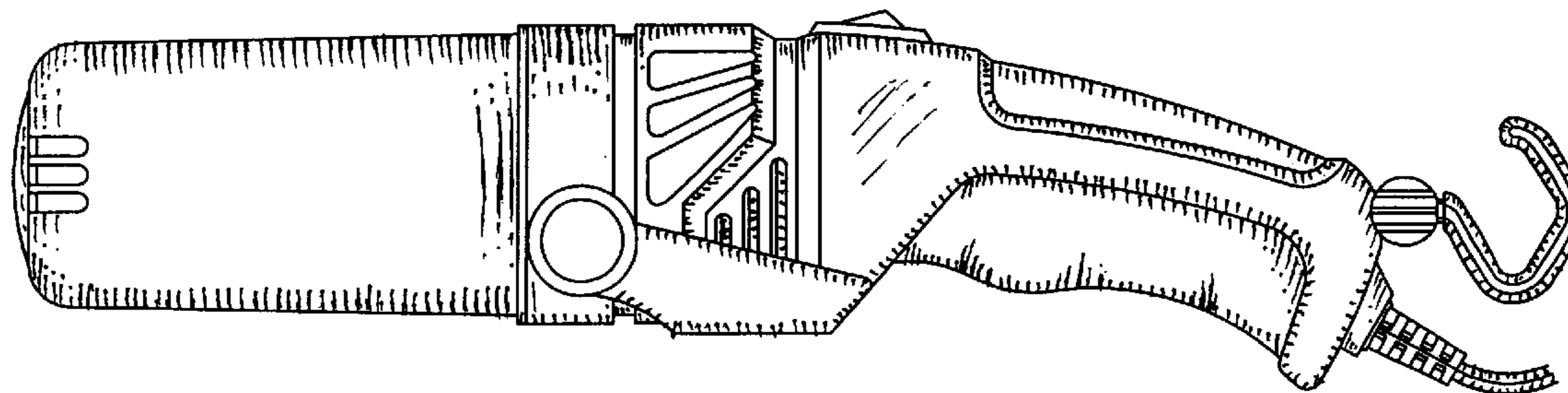
FIG. 1 is a front view showing my new design.  
FIG. 2 is a rear view thereof.  
FIG. 3 is a side view thereof.  
FIG. 4 is another side view thereof.  
FIG. 5 is a plan view thereof; and,  
FIG. 6 is an underneath view thereof.  
The surface(s) or portion(s) of the article not shown in the drawing or described in the specification form(s) no part of the claimed design.

(56) **References Cited**

**U.S. PATENT DOCUMENTS**

D418,238 S \* 12/1999 Offiler ..... D26/42

**1 Claim, 6 Drawing Sheets**



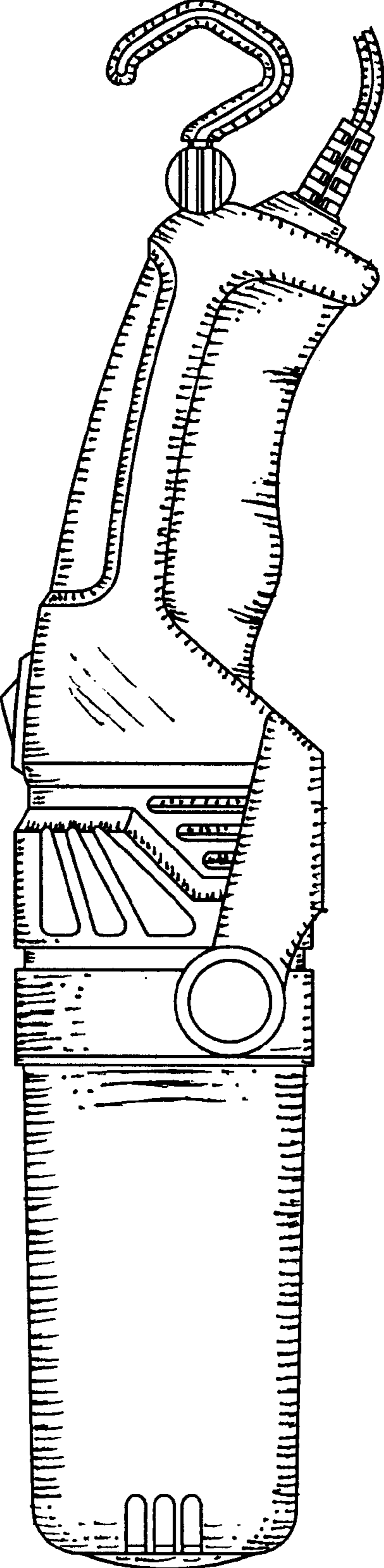


FIG. 1

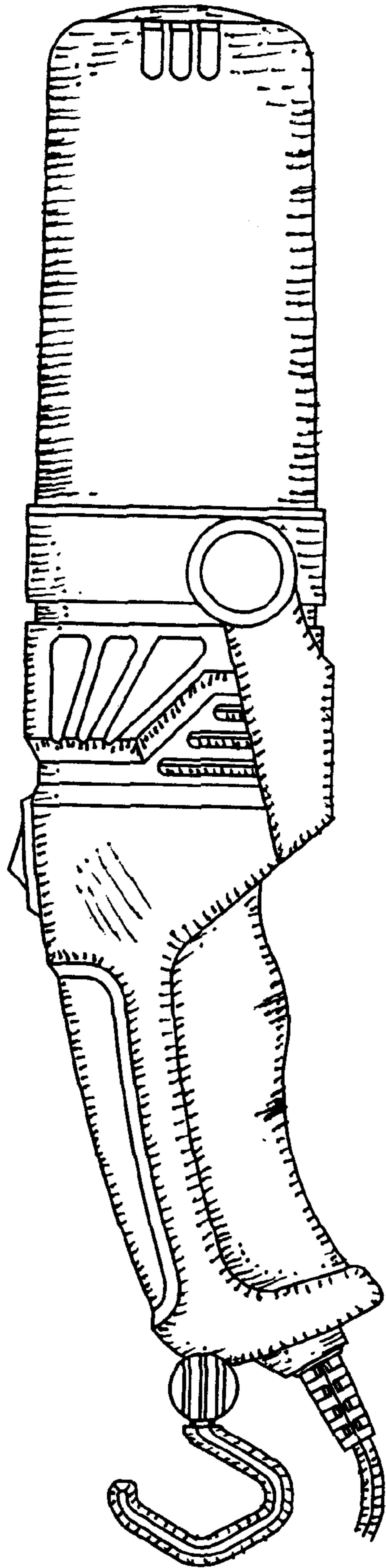


FIG. 2




FIG. 3

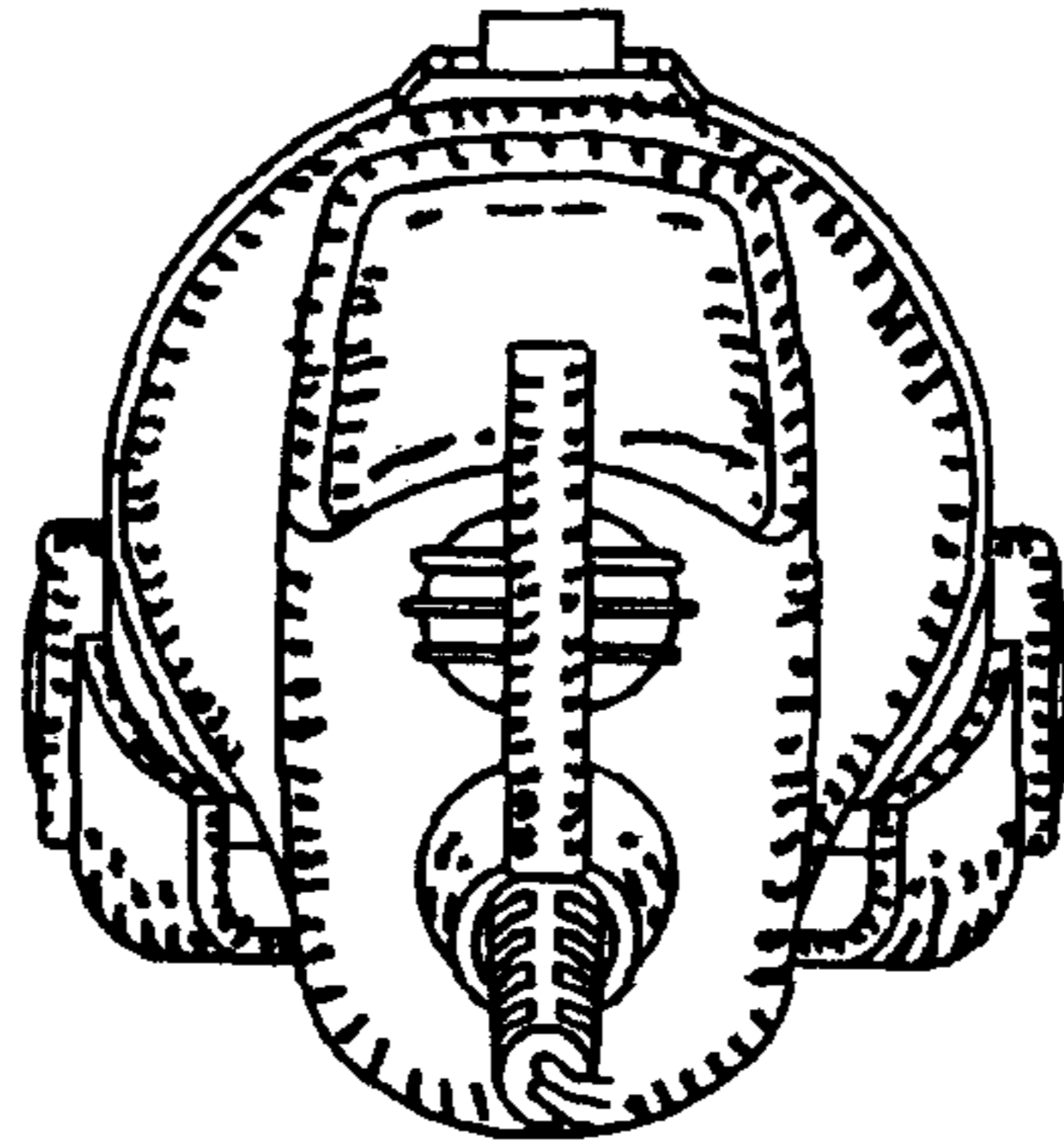


Fig. 4




FIG. 5

