



US00D519654S

(12) **United States Design Patent**
Sami

(10) **Patent No.:** **US D519,654 S**
(45) **Date of Patent:** **** Apr. 25, 2006**

(54) **REAR COMBINATION LAMP FOR AN
AUTOMOBILE**

D498,548 S * 11/2004 Kawashima et al. D26/28
D498,860 S * 11/2004 Kawashima et al. D26/28

(75) Inventor: **Ichiro Sami**, Aichi-ken (JP)

(73) Assignee: **Toyota Jidosh Kabushiki Kaisha** (JP)

(**) Term: **14 Years**

(21) Appl. No.: **29/209,967**

(22) Filed: **Jul. 23, 2004**

(51) **LOC (8) Cl.** **26-06**

(52) **U.S. Cl.** **D26/28**

(58) **Field of Classification Search** D26/28-36;
362/459-468, 475-478, 485-487

See application file for complete search history.

(56) **References Cited**

U.S. PATENT DOCUMENTS

D482,807 S	*	11/2003	Shiesh	D26/28
D483,890 S	*	12/2003	Lin	D26/28
D489,835 S	*	5/2004	Lin	D26/28
D490,178 S	*	5/2004	Lin	D26/28
D497,018 S	*	10/2004	Lin	D26/28

OTHER PUBLICATIONS

2002 Toyota Lexus RX300, Brochure of Lexus RX300, 2001.

* cited by examiner

Primary Examiner—Marcus A. Jackson

(74) *Attorney, Agent, or Firm*—Saidman DesignLaw Group

(57) **CLAIM**

The ornamental design for a rear combination lamp for an automobile, as shown and described.

DESCRIPTION

FIG. 1 is a front perspective view of a rear combination lamp for an automobile showing my new design;


FIG. 2 is a front view thereof;

FIG. 3 is a top view thereof;

FIG. 4 is a right-side view thereof; and,

FIG. 5 is a left-side view thereof.

1 Claim, 3 Drawing Sheets






FIG. 1




FIG. 2

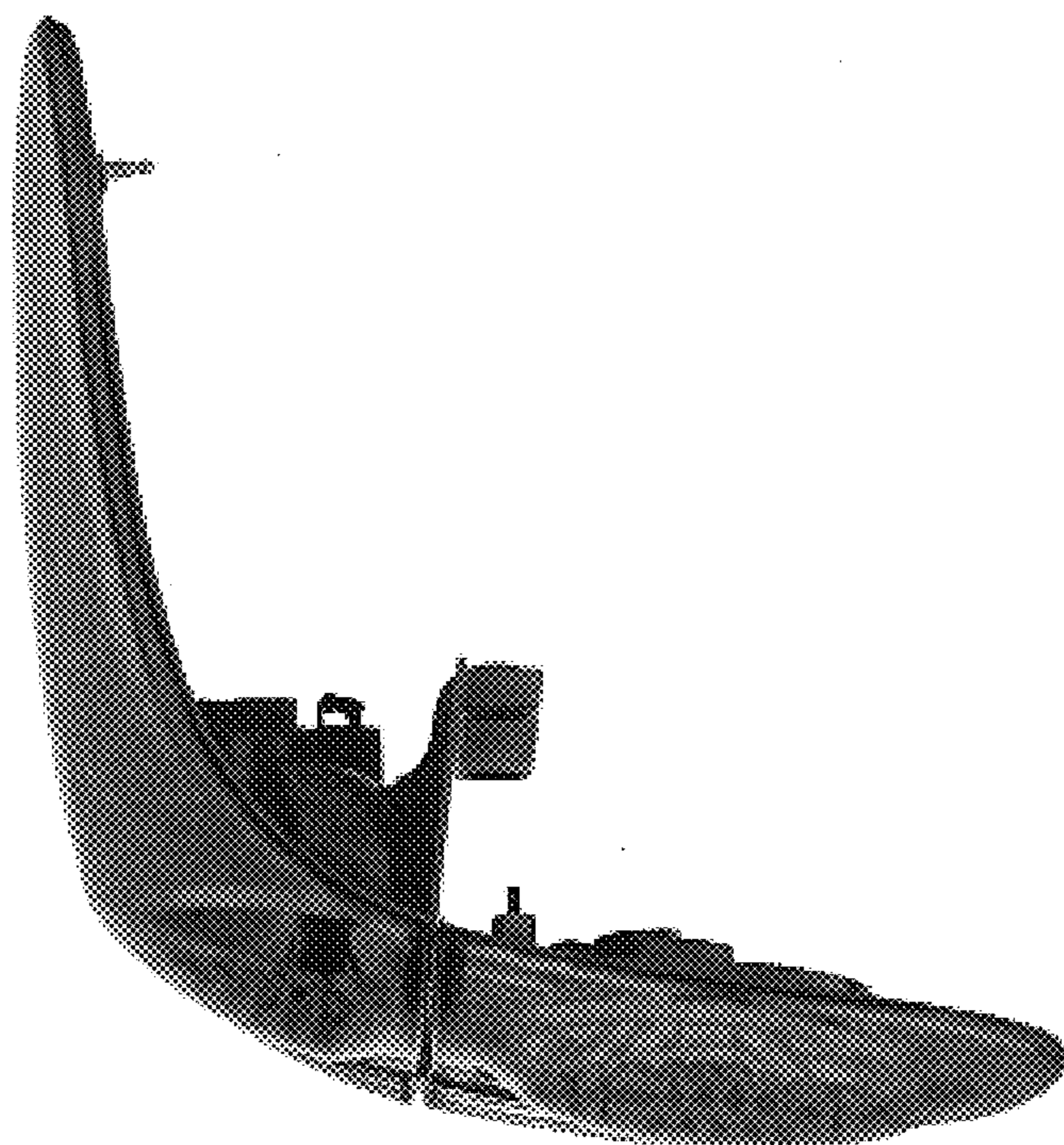


FIG. 3




FIG. 4




FIG. 5