



US00D519652S

(12) **United States Design Patent**  
**Bozouklian et al.**

(10) **Patent No.:** **US D519,652 S**  
(45) **Date of Patent:** **\*\* Apr. 25, 2006**

(54) **MATTING TILE**

(75) Inventors: **Eric Bozouklian**, Maisons-Lafitte (FR);  
**Cecile Hoehler**, Dusseldorf (DE);  
**Francesca Cattaneo**, Rome (IT);  
**Adrian Brian Peach**, Milan (IT);  
**Emilio Genovesi**, Milan (IT); **Sylvain Masson**, Montior De Bretagne (FR);  
**Didier Rouaud**, Prinquiau (FR); **Mauro Porcini**, Bregano (IT)

(73) Assignee: **3M Innovative Properties Company**,  
St. Paul, MN (US)

(\*\*) Term: **14 Years**

(21) Appl. No.: **29/197,242**

(22) Filed: **Jan. 13, 2004**

(30) **Foreign Application Priority Data**

Jul. 14, 2003 (EP) ..... 50638-01/07

(51) **LOC (8) Cl.** ..... **25-01**

(52) **U.S. Cl.** ..... **D25/156**

(58) **Field of Classification Search** ..... D25/138,  
D25/152, 156, 157, 159, 160, 161, 16; D30/120;  
404/35, 36, 42; 119/509, 525, 526, 527, 528  
See application file for complete search history.

(56) **References Cited**

**U.S. PATENT DOCUMENTS**

3,909,996 A 10/1975 Ettlinger et al.  
4,287,693 A 9/1981 Collette  
4,468,910 A 9/1984 Morrison

D327,748 S \* 7/1992 Dorfman, Jr. .... D25/156  
D332,509 S \* 1/1993 Kovatch ..... D30/120  
5,778,609 A 7/1998 Pawson et al.  
5,815,995 A 10/1998 Adam  
6,079,366 A \* 6/2000 Telleen ..... 119/525  
D433,165 S \* 10/2000 Moreau et al. .... D25/156

**FOREIGN PATENT DOCUMENTS**

GB 2366201 3/2002  
WO WO 89/09008 10/1989  
WO WO 99/12465 3/1999  
WO WO 01/60218 8/2001

\* cited by examiner

*Primary Examiner*—Doris Clark

(74) *Attorney, Agent, or Firm*—Sean J. Edman

(57) **CLAIM**

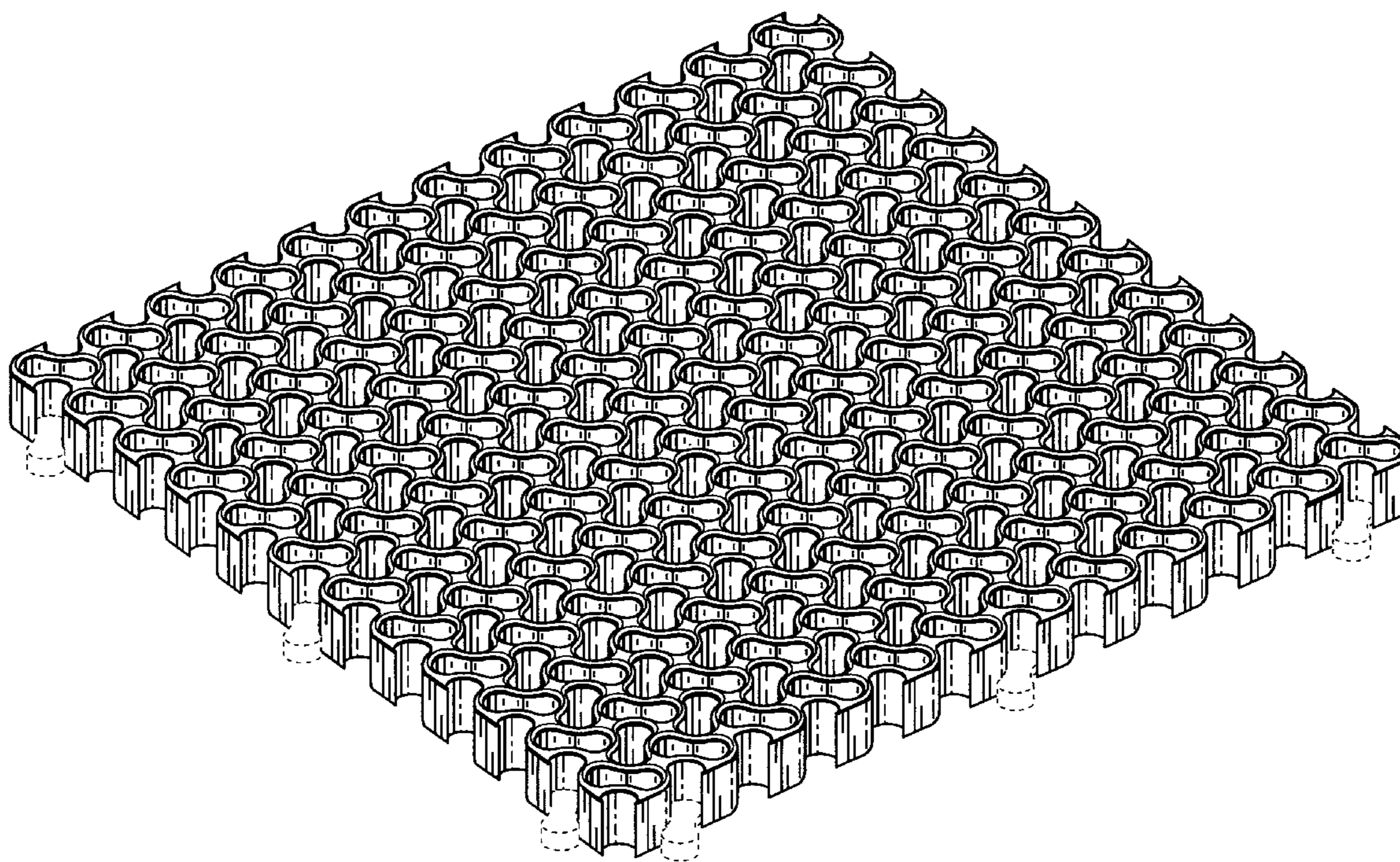
The ornamental design for a matting tile, as shown and described.

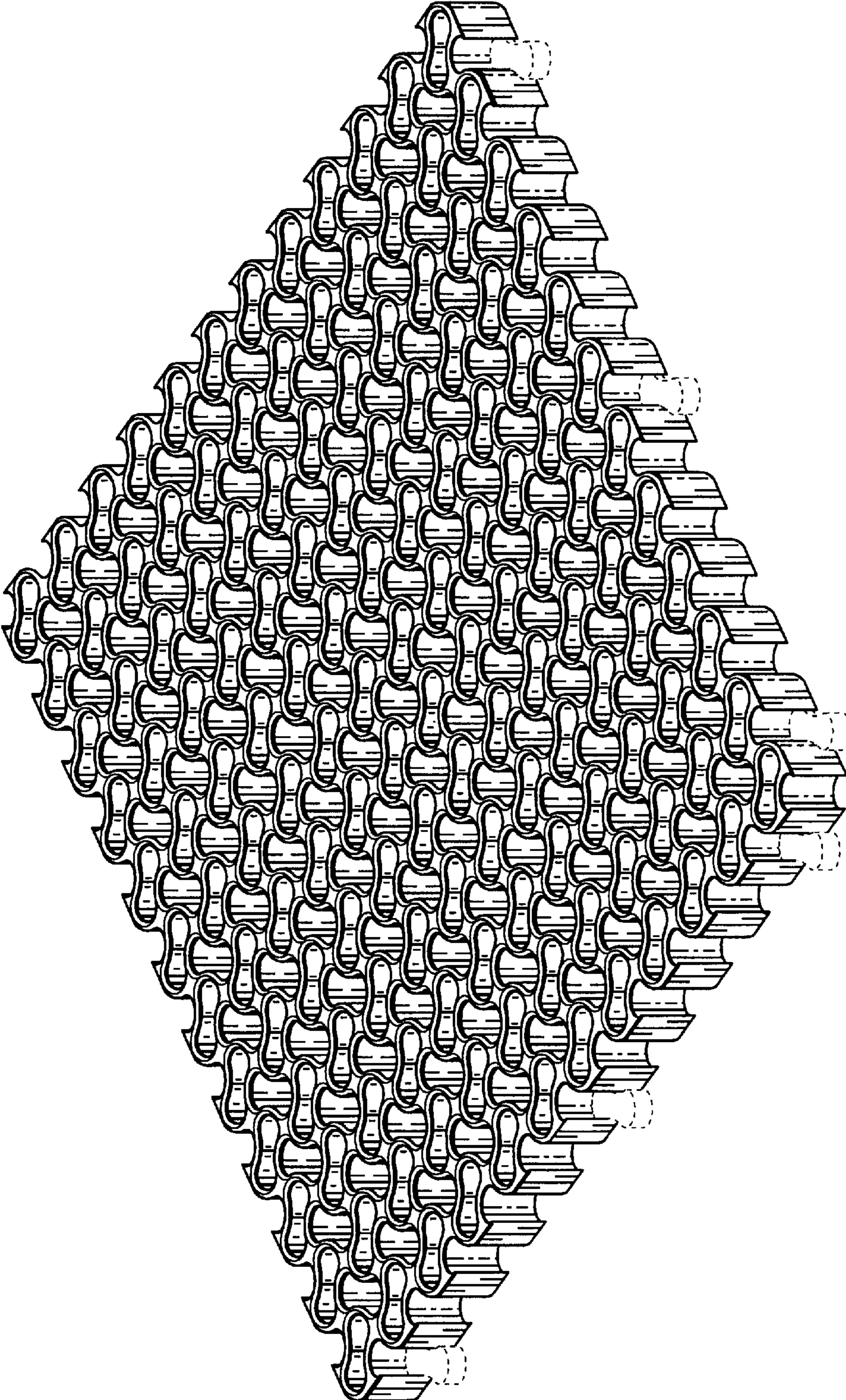
**DESCRIPTION**

FIG. 1 is a perspective view of another embodiment of the design for a matting tile;  
FIG. 2 is a top view thereof;  
FIG. 3 is a bottom view thereof;  
FIG. 4 is a front view thereof;  
FIG. 5 is a rear view thereof;  
FIG. 6 is a right side view thereof; and,  
FIG. 7 is a left side view thereof.

The broken lines are for illustrative purposes only and form no part of the claimed design.


**1 Claim, 3 Drawing Sheets**





*Fig. 1*





*Fig. 2*




*Fig. 4*



*Fig. 5*





*Fig. 3*



*Fig. 6*



*Fig. 7*