



US00D519639S

(12) **United States Design Patent**
Follman

(10) **Patent No.:** **US D519,639 S**

(45) **Date of Patent:** **** Apr. 25, 2006**

(54) **CERVICAL COLLAR COVER**

Primary Examiner—Ian Simmons
Assistant Examiner—Daniel Yu

(76) Inventor: **Christine W. Follman**, 40 W. 020 Rte.
72, Gilberts, IL (US) 60136

(57) **CLAIM**

(**) Term: **14 Years**

I claim the ornamental design for a cervical collar cover, as shown and described.

(21) Appl. No.: **29/208,823**

DESCRIPTION

(22) Filed: **Jul. 6, 2004**

(51) **LOC (8) Cl.** **24-04**

(52) **U.S. Cl.** **D24/191**

(58) **Field of Classification Search** D24/191,
D24/190, 206; 602/13, 18, 5; 128/DIG. 23,
128/DIG. 15

FIG. 1 is a perspective view of a cervical collar cover showing my new design in use, the broken line showing of the head is for illustrative purposes only and forms no part of the claimed design.

See application file for complete search history.

FIG. 2 is an end elevation as viewed from the left in FIG. 4 ;
FIG. 3 is an end elevation as viewed from the right in FIG. 4 ;

(56) **References Cited**

U.S. PATENT DOCUMENTS

3,850,164	A	*	11/1974	Hare	128/DIG. 23
4,864,698	A	*	9/1989	Brame	128/DIG. 15
4,969,453	A	*	11/1990	Heimann	602/18
5,785,670	A	*	7/1998	Hiebert	602/18
5,904,662	A	*	5/1999	Myoga	602/18
D475,139	S	*	5/2003	Myoga	D24/191
D475,140	S	*	5/2003	Anderson	D24/191

FIG. 4 is a front elevation of the cover of FIG. 1 in uncoiled condition;


FIG. 5 is a top edge view of the cover as viewed from the top in FIG. 4;

FIG. 6 is a bottom edge view of the cover as viewed from the top in FIG. 4; and,

FIG. 7 is a rear elevation of the cover as viewed by rotating FIG. 2 180 degrees about its horizontal, longitudinal axis.

* cited by examiner

1 Claim, 2 Drawing Sheets






Fig. 1




Fig. 2

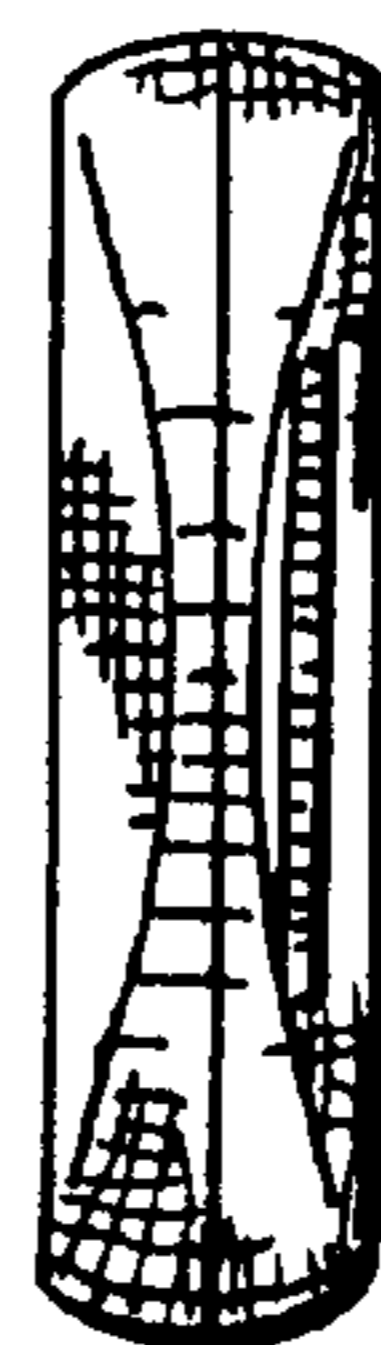


Fig. 3

Fig. 4




Fig. 5

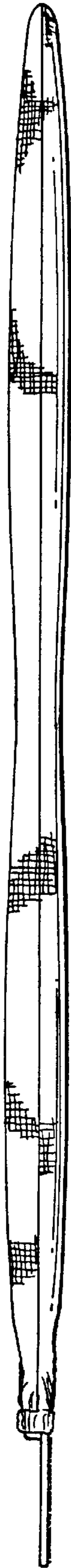


Fig. 6



Fig. 7

