



US00D519635S

(12) **United States Design Patent**
Hudak

(10) **Patent No.:** **US D519,635 S**

(45) **Date of Patent:** **** Apr. 25, 2006**

(54) **ENDODONTIC ADAPTER FOR A SONIC SCALER**

(76) Inventor: **Kenneth G. Hudak**, 748 Elm St., Akron, OH (US) 44310

(**) Term: **14 Years**

(21) Appl. No.: **29/233,718**

(22) Filed: **Jul. 8, 2005**

Related U.S. Application Data

(63) Continuation of application No. 10/155,313, filed on May 24, 2002, now Pat. No. 6,926,526.

(51) **LOC (8) Cl.** **24-02**

(52) **U.S. Cl.** **D24/152**

(58) **Field of Classification Search** D24/152, D24/155-157, 180-182; 433/172-174, 193, 433/102, 3, 50, 53, 114, 141, 144; 606/1, 606/28, 2, 2.5, 161; 435/141-142

See application file for complete search history.

(56) **References Cited**

U.S. PATENT DOCUMENTS

- 3,645,255 A 2/1972 Robinson
- D246,112 S * 10/1977 Biggs D24/156
- 4,229,168 A 10/1980 Scholz, Jr.
- RE30,536 E 3/1981 Perdreaux, Jr.
- 4,295,827 A 10/1981 Martin et al.
- 4,330,278 A 5/1982 Martin
- 4,332,558 A 6/1982 Lustig
- 4,370,131 A 1/1983 Banko
- 4,417,578 A 11/1983 Banko
- 4,484,891 A 11/1984 Nash
- 4,571,183 A 2/1986 Nash
- 4,818,229 A 4/1989 Vasile
- 4,850,867 A 7/1989 Senia et al.
- 4,992,048 A 2/1991 Goof
- D317,200 S * 5/1991 Jorneus D24/156

- 5,040,978 A 8/1991 Falcon et al.
- 5,106,300 A * 4/1992 Voitik 433/173
- 5,236,358 A 8/1993 Sieffert
- 5,419,703 A 5/1995 Warrin et al.
- D374,080 S * 9/1996 Broberg D24/156
- D380,047 S * 6/1997 Gelb D24/156
- 5,927,977 A 7/1999 Sale et al.
- 6,159,010 A * 12/2000 Rogers et al. 433/172
- 6,186,422 B1 2/2001 Hubner et al.
- 6,257,887 B1 7/2001 Heckerman et al.
- 6,302,693 B1 10/2001 Mena
- 6,312,255 B1 11/2001 Hudak
- 6,726,481 B1 * 4/2004 Zickmann et al. 433/173

FOREIGN PATENT DOCUMENTS

GB 3017345 * 1/2004

* cited by examiner

Primary Examiner—Charles A. Rademaker

(74) *Attorney, Agent, or Firm*—Brouse McDowell; Heather M. Barnes

(57) **CLAIM**

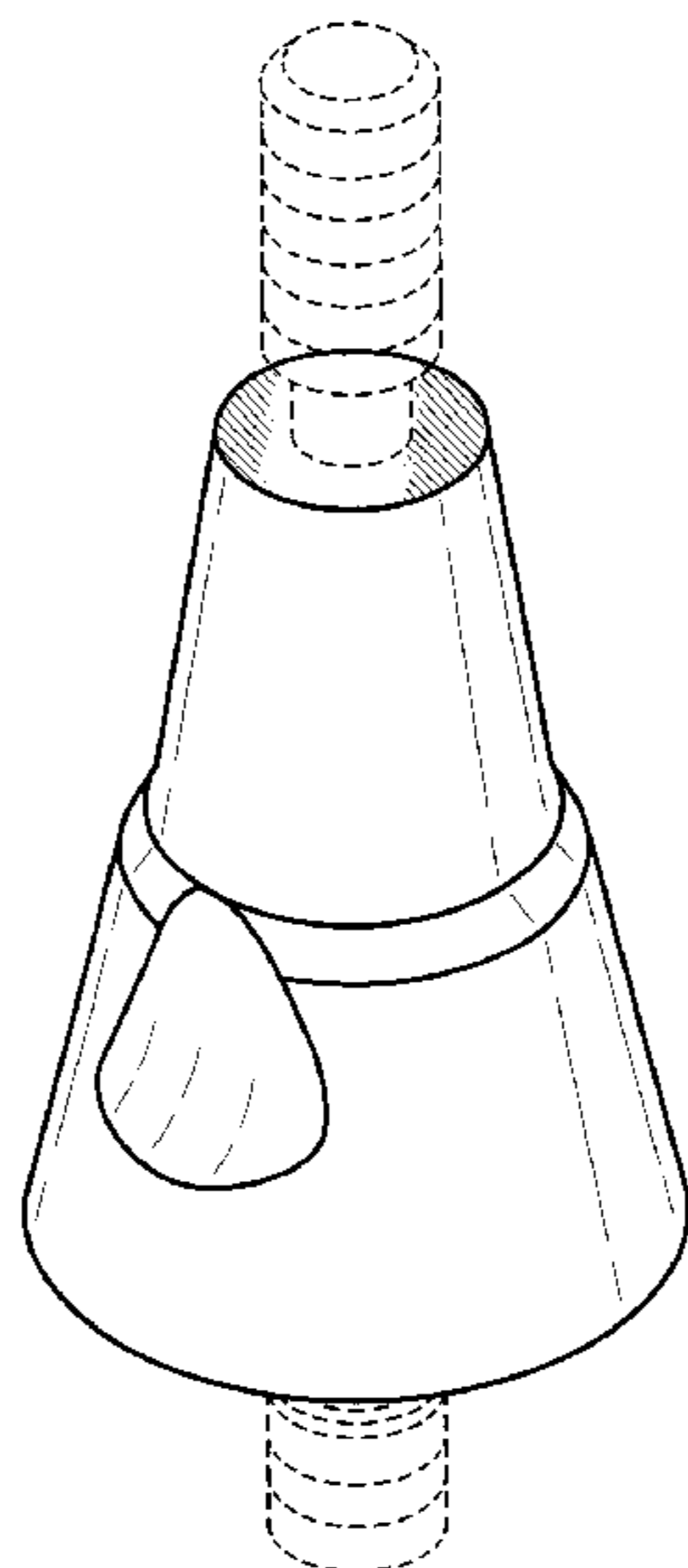
The ornamental design for an endodontic adapter for a sonic scaler, as shown and described.

DESCRIPTION

FIG. 1 is a top perspective view of at endodontic adapter for a sonic scaler showing my new design;
 FIG. 2 is a front elevation thereof shown on a slightly reduced scale;
 FIG. 3 is a right side elevation thereof;
 FIG. 4 is a bottom plan view thereof;
 FIG. 5 is a top plan view thereof;
 FIG. 6 is a left side elevation thereof; and,
 FIG. 7 is a rear elevation thereof.

The broken line showing of environment in the figure drawings is for illustrative purposes only and forms no part of the claimed design.

1 Claim, 3 Drawing Sheets



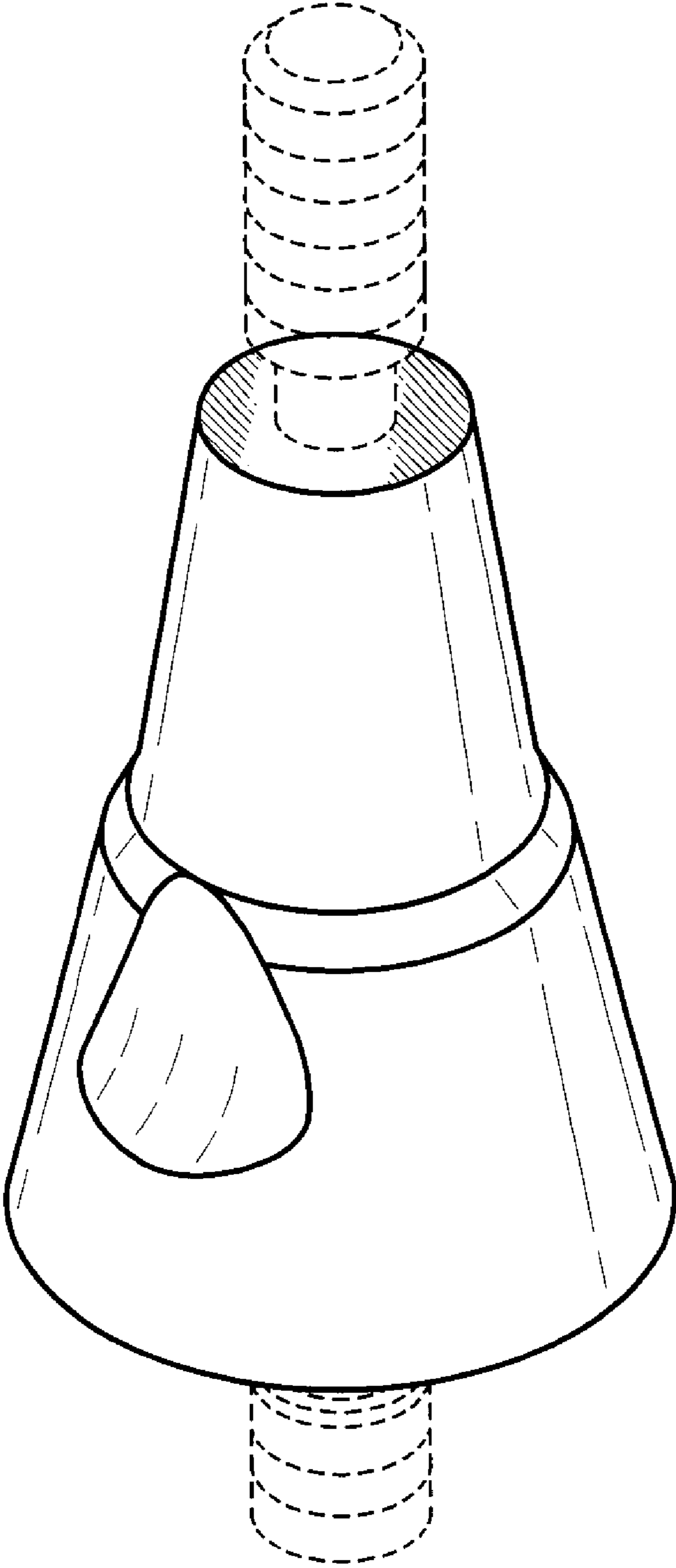


Figure 1

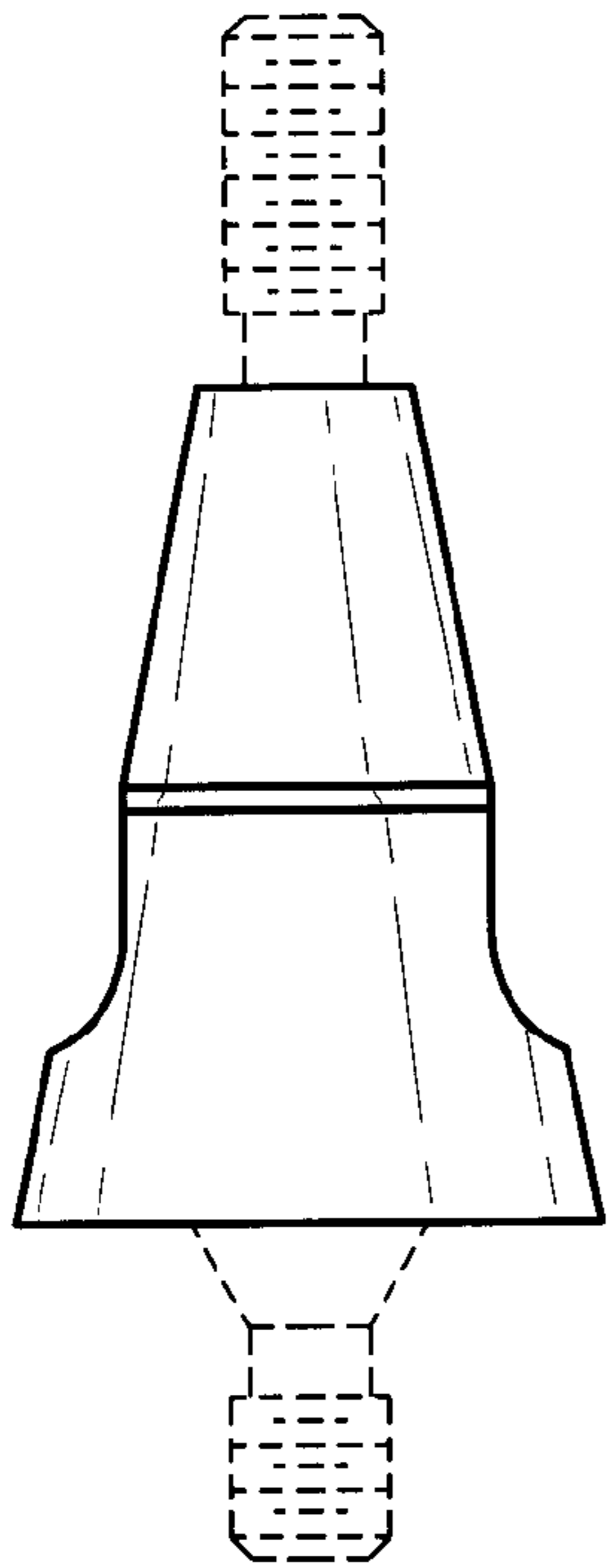


Figure 2

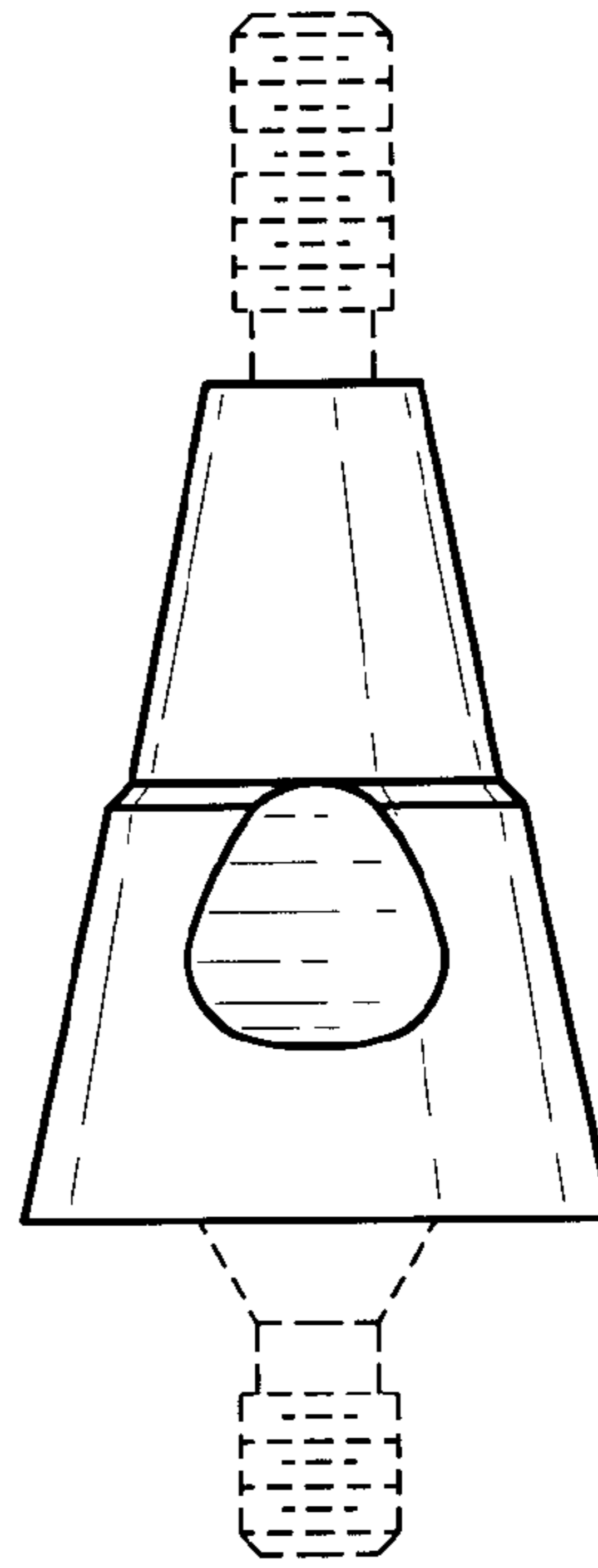


Figure 3

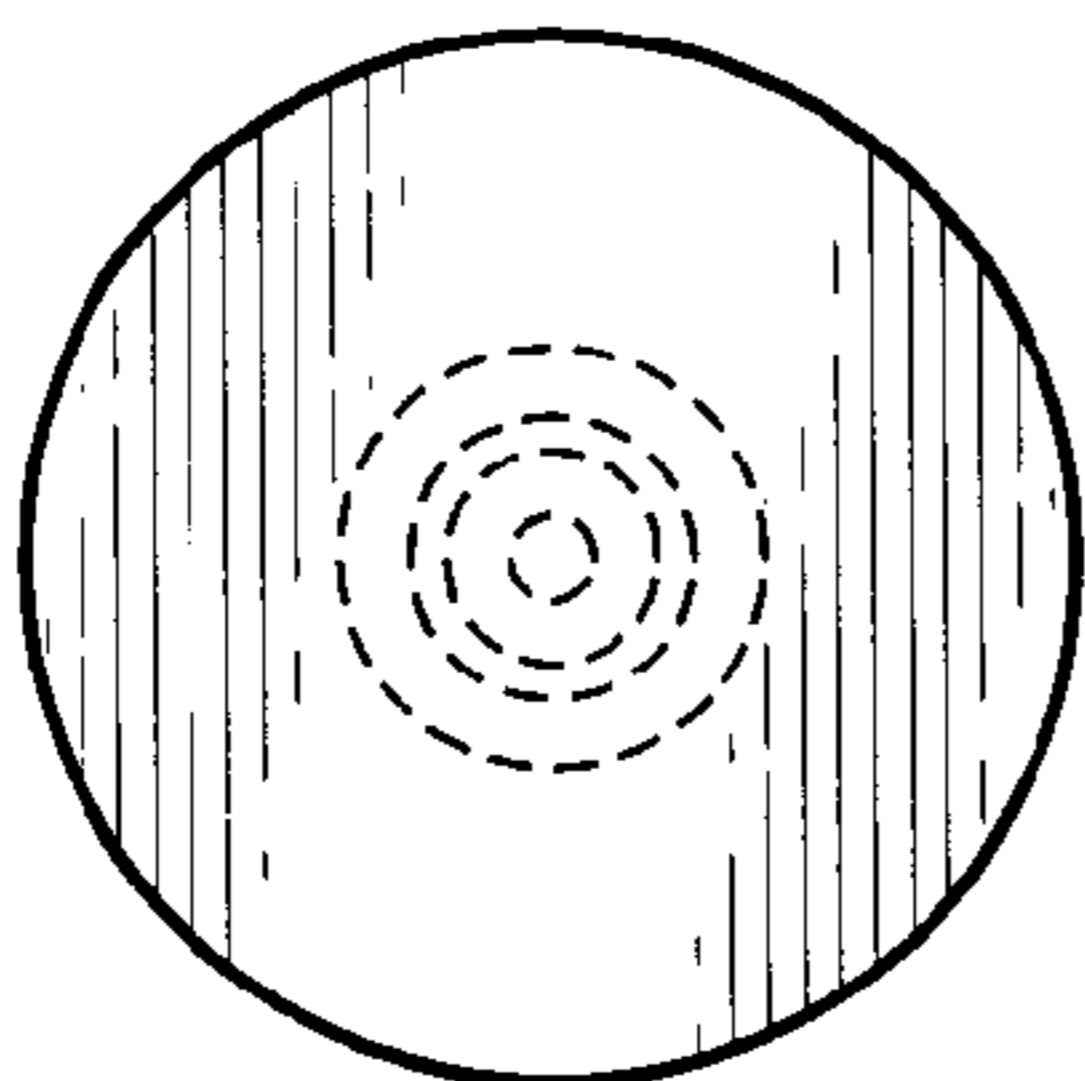


Figure 4

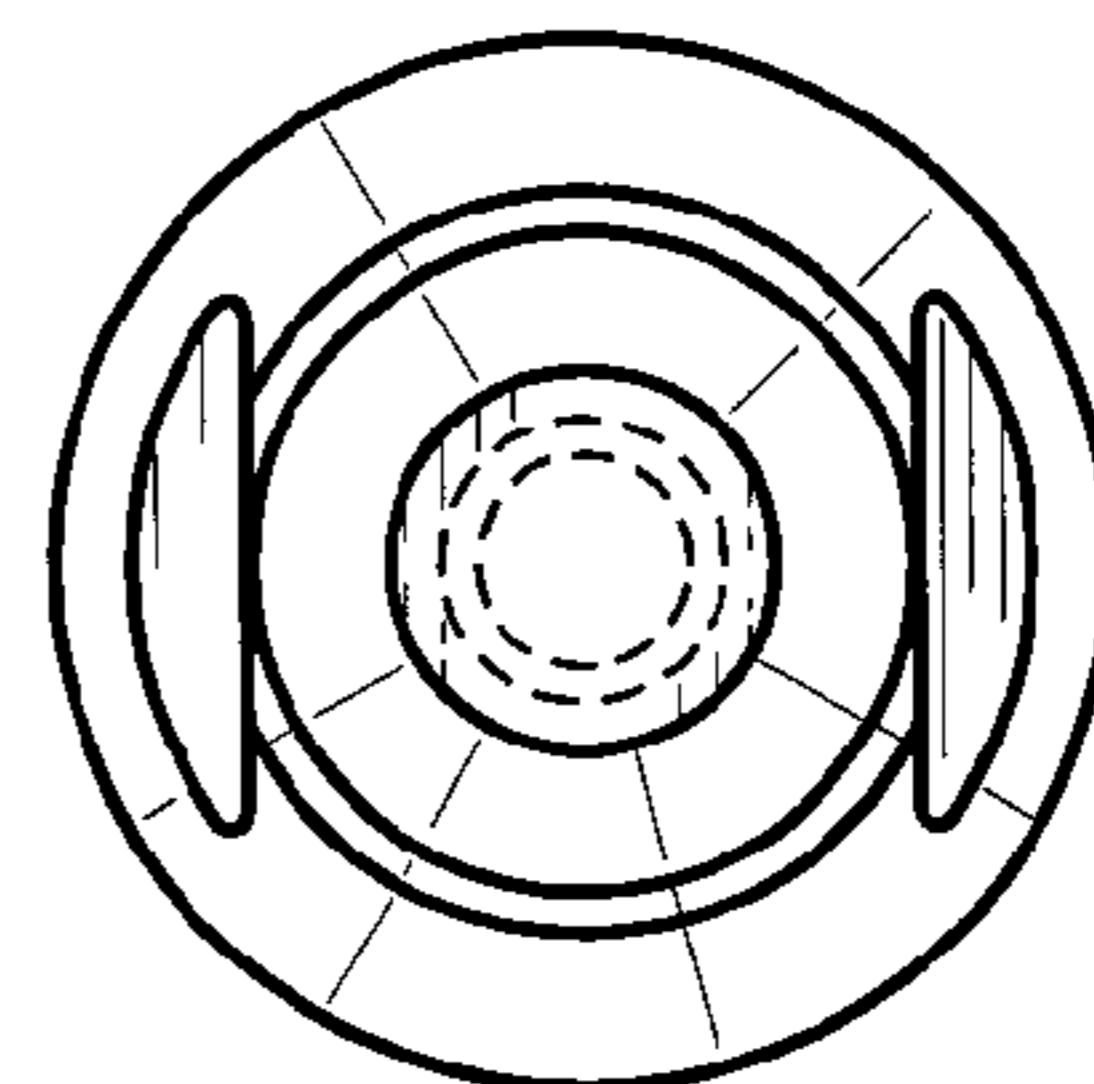


Figure 5

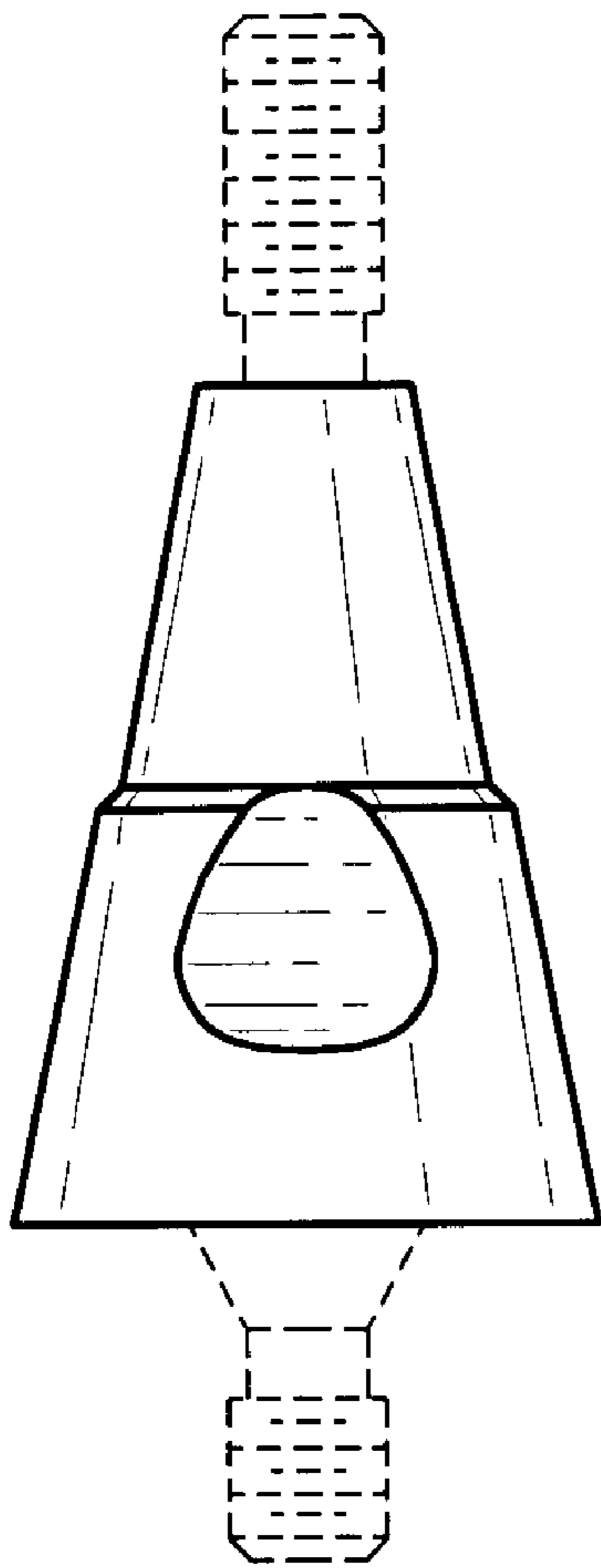


Figure 6

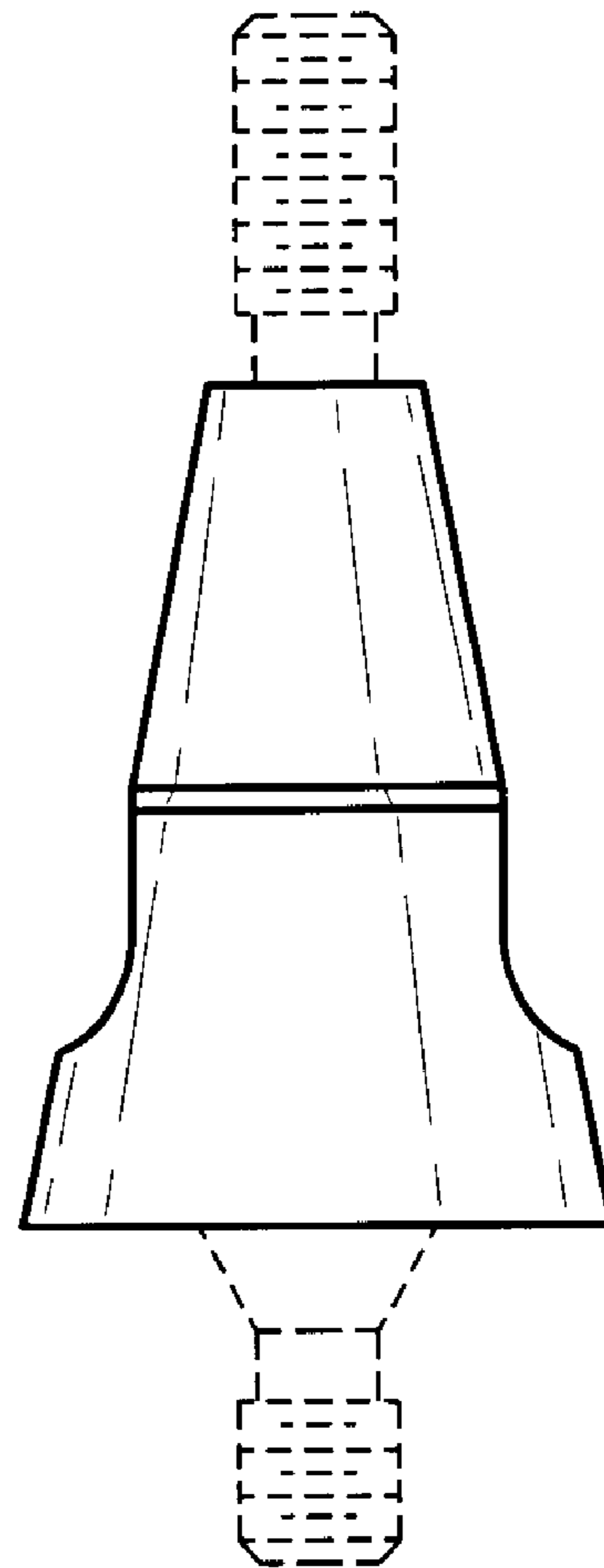


Figure 7