



US00D519634S

(12) **United States Design Patent**  
**Dhindsa**

(10) **Patent No.:** **US D519,634 S**

(45) **Date of Patent:** **\*\* Apr. 25, 2006**

(54) **VALVE ASSEMBLY**

(75) Inventor: **Avtar S. Dhindsa**, Valparaiso, IN (US)

(73) Assignee: **Innon Holdings, LLC**, Valparaiso, IN (US)

(\*\*) Term: **14 Years**

(21) Appl. No.: **29/195,286**

(22) Filed: **Dec. 8, 2003**

(51) **LOC (8) Cl.** ..... **24-04**

(52) **U.S. Cl.** ..... **D24/129; D24/108**

(58) **Field of Classification Search** ..... D24/129,  
D24/108, 111; D23/234–237, 244–248; 604/27,  
604/30, 275, 902, 119, 48

See application file for complete search history.

(56) **References Cited**

U.S. PATENT DOCUMENTS

591,228 A	10/1897	Goltermann
1,668,865 A	5/1928	Nelson
2,691,370 A	10/1954	Wallace
3,027,913 A	4/1962	Chatham et al.
3,144,020 A	8/1964	Zingae
3,765,447 A	10/1973	Cornell
3,791,379 A	2/1974	Storz
4,132,227 A	1/1979	Ibe
4,284,101 A	8/1981	Weirich
4,325,362 A	4/1982	Ouchi et al.
4,497,468 A	2/1985	Hubbard et al.
4,535,919 A	8/1985	Jameson
4,557,255 A	12/1985	Goodman
4,567,880 A	2/1986	Goodman
4,572,163 A	2/1986	Collins et al.
4,874,066 A	10/1989	Silberstein
4,881,523 A	11/1989	Heckele

(Continued)

FOREIGN PATENT DOCUMENTS

WO WO 02/056942 A2 7/2002

OTHER PUBLICATIONS

“Pathfinder Plus Continuous and Pulsatile Irrigation Bulb,” Utah Medical Products, 1 page, Jan. 5, 1999.

“Utah Medical Products Inc., Pathfinder Plus, An advancement in Physician Controlled Irrigation, Pathfinder Plus Endoscopic Surgical Irrigators,” <http://www.utahmed.com/pathfind.htm>, 2 Pages, Apr. 19, 2000.

“Utah Medical Products Inc., Pathfinder Plus Specifications,” <http://www.uthamed.com/pathfinds.htm>, 1 page, Apr. 19, 2000.

“Now All You Need is the Perfect Valve,” B. Braun Medical Inc., 1 page, 2001.

“Distortion-Free Hydro Laparoscopes with Distal Lens Warming,” Circon Corporation, p. L-7, (undated).

“Corson Suction-Irrigation Probes 005200-903,” Circon Corporation, 2 pages, 2000.

“Opti4 Laparoscopic Handset and Electrodes,” <http://www.valleylab.com/displayproduct.cfm?productid=128&menu=product>, 1 page, 2002.

Photographs of “Opti4 Laparoscopic Handset and Electrodes” showing interior mechanisms, 2 pages (photos taken May 2002).

*Primary Examiner*—Ian Simmons

*Assistant Examiner*—Daniel Yu

(74) *Attorney, Agent, or Firm*—Brinks Hofer Gilson & Lione

(57) **CLAIM**

The ornamental design for a valve assembly, as shown and described.

**DESCRIPTION**

FIG. 1 is a front-left perspective view of a valve assembly that incorporates my new design.

FIG. 2 is a left-side view thereof, wherein tubing, a mounting pad, a mounting strap, and a buckle for use with the valve assembly are shown with dashed lines.

FIG. 3 is a top view thereof.

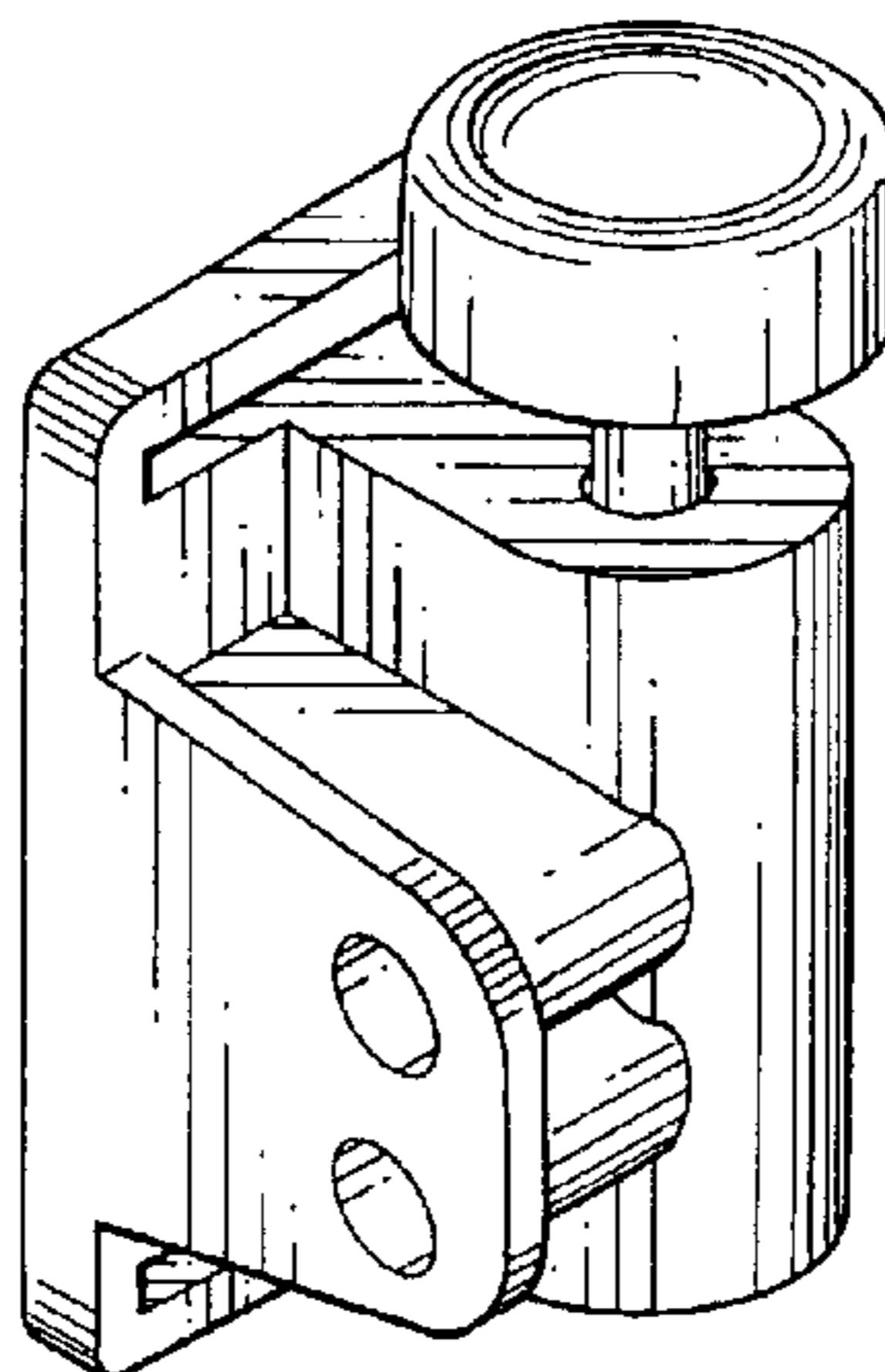
FIG. 4 is a front view thereof.

FIG. 5 is a right-side view thereof.

FIG. 6 is a rear view thereof; and,

FIG. 7 is a bottom view thereof.

**1 Claim, 2 Drawing Sheets**



# US D519,634 S

Page 2

---

U.S. PATENT DOCUMENTS			
5,020,514 A	6/1991	Heckele	
5,027,791 A	7/1991	Takahashi	
5,064,168 A	11/1991	Raines et al.	
5,125,910 A	6/1992	Freitas	
5,201,908 A	4/1993	Jones	
5,207,213 A	5/1993	Auhll et al.	
5,228,646 A	7/1993	Raines	
5,290,279 A	3/1994	Bonati et al.	
5,324,254 A	6/1994	Phillips	
5,447,148 A	9/1995	Oneda et al.	
D365,631 S	* 12/1995	Lusby et al. ....	D24/129
5,483,991 A	1/1996	D'Agostino et al.	
5,522,796 A	* 6/1996	Dorsey, III .....	604/118
5,536,234 A	7/1996	Newman	
5,647,840 A	7/1997	D'Amelio et al.	
5,792,139 A	8/1998	Chambers et al.	
5,830,126 A	11/1998	Odanaka et al.	
5,840,015 A	11/1998	Ogino	
5,913,816 A	6/1999	Sanders et al.	
5,938,589 A	8/1999	Wako et al.	
5,944,654 A	8/1999	Crawford	
5,967,179 A	10/1999	Kazakis et al.	
6,309,347 B1	10/2001	Takahashi et al.	
6,346,075 B1	2/2002	Arai et al.	
6,383,132 B1	5/2002	Wimmer	
6,387,045 B1	5/2002	Takahashi	
6,425,535 B1	7/2002	Akiba	
6,533,720 B1	3/2003	Dhindsa	
D474,832 S	* 5/2003	Ripkey .....	D23/245
6,558,317 B1	5/2003	Takahashi et al.	
6,666,818 B1	12/2003	Dhindsa	
2004/0010183 A1	1/2004	Dhindsa	

\* cited by examiner

Fig. 1

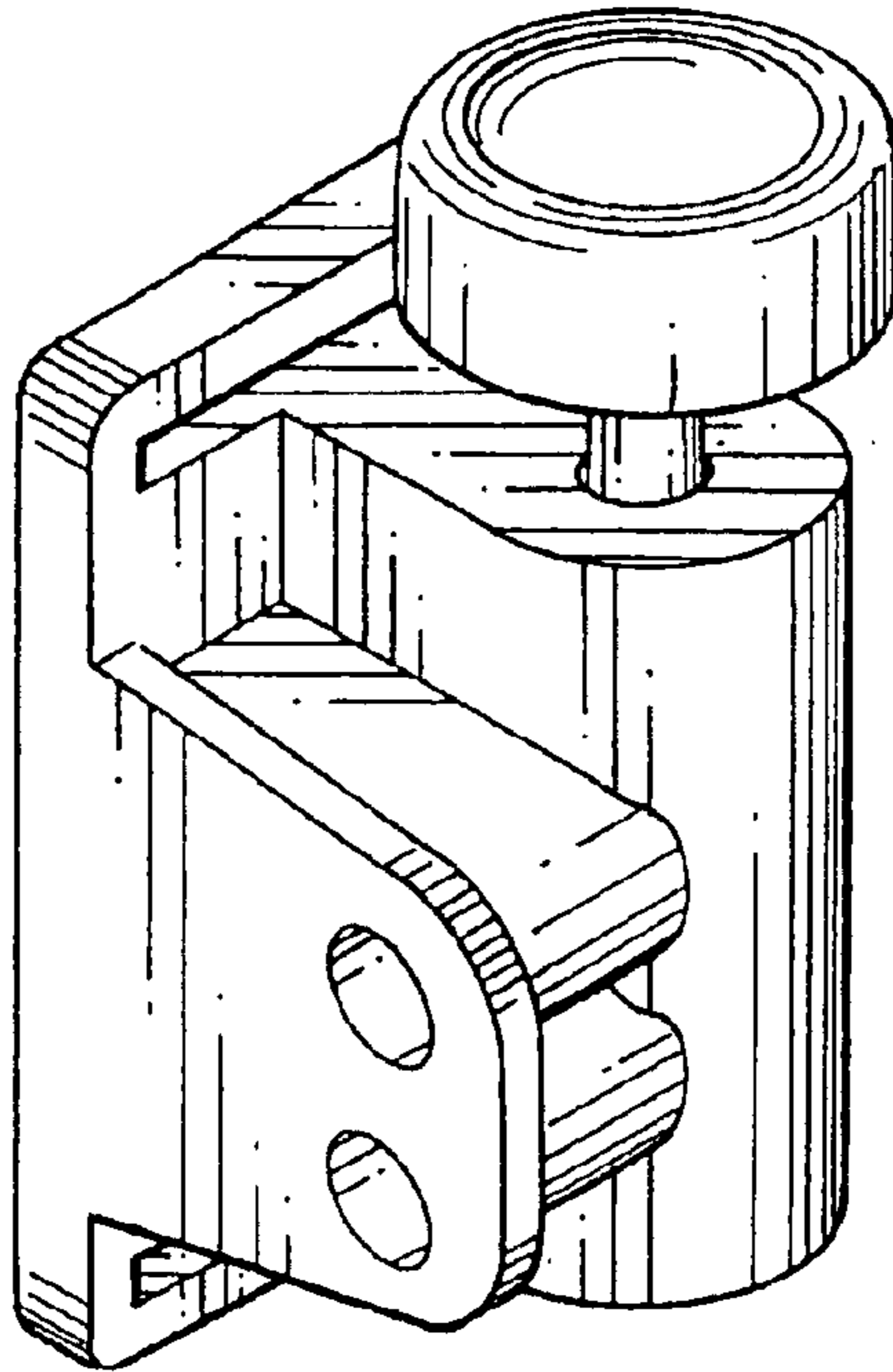
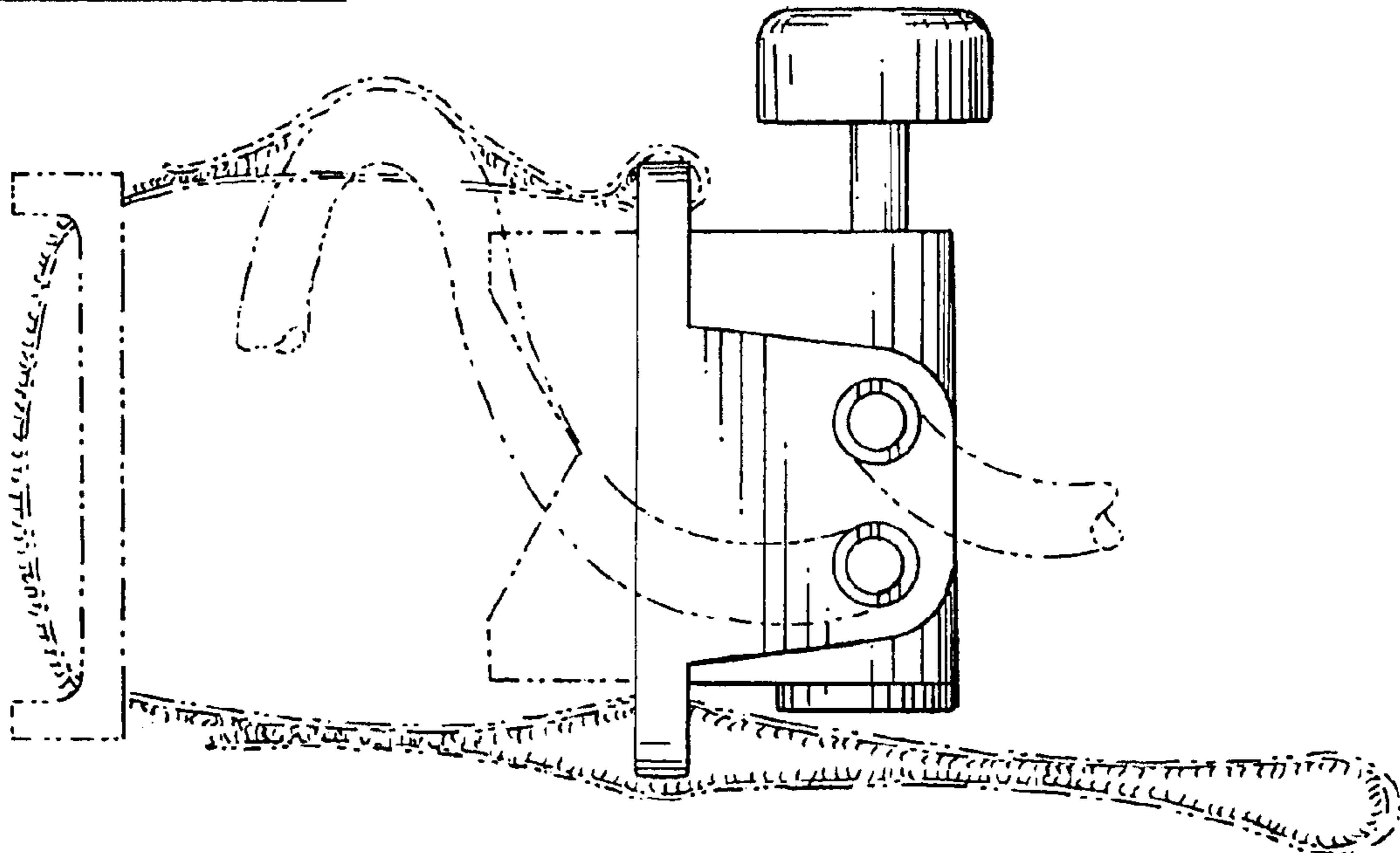
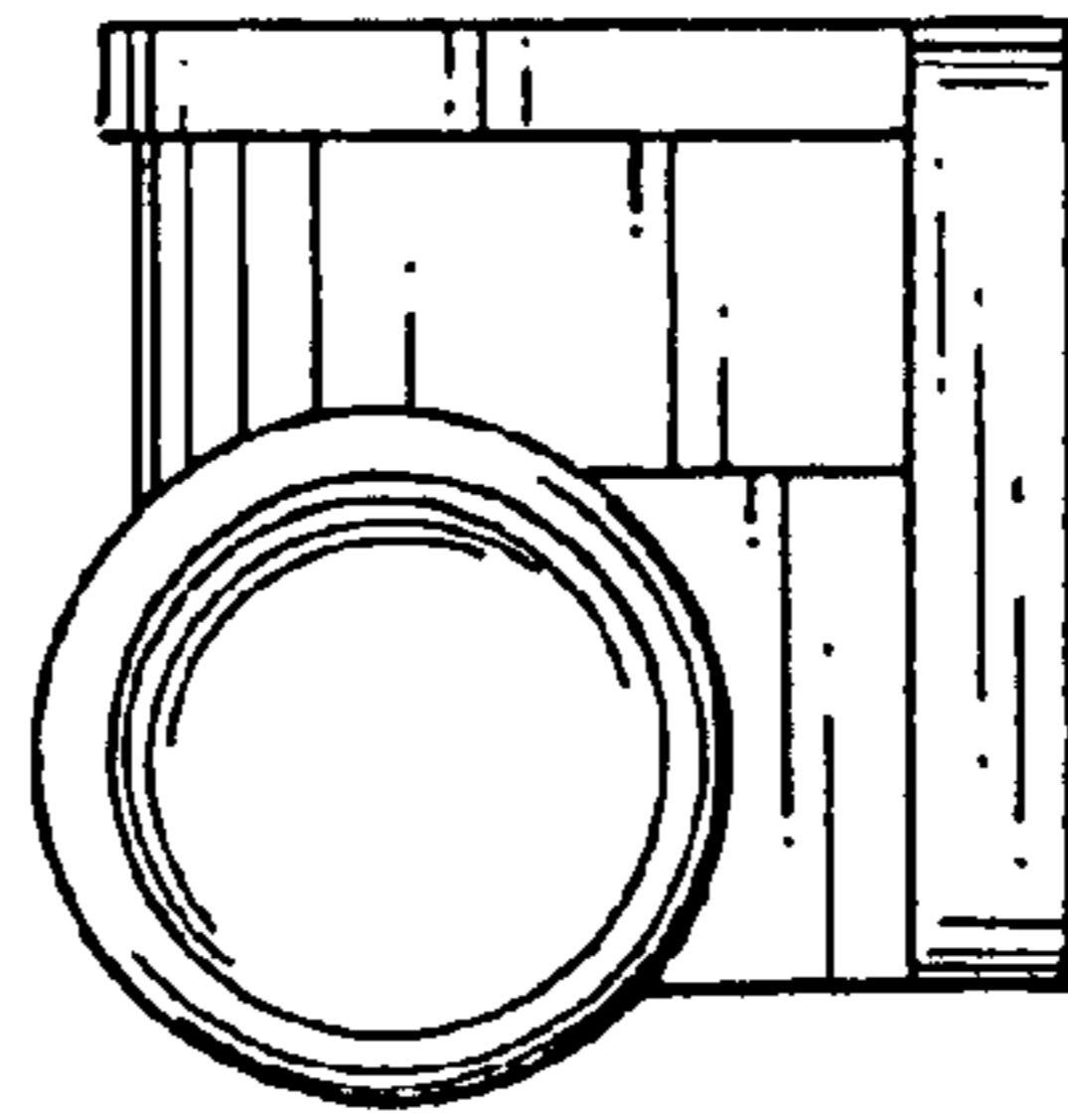


Fig. 2



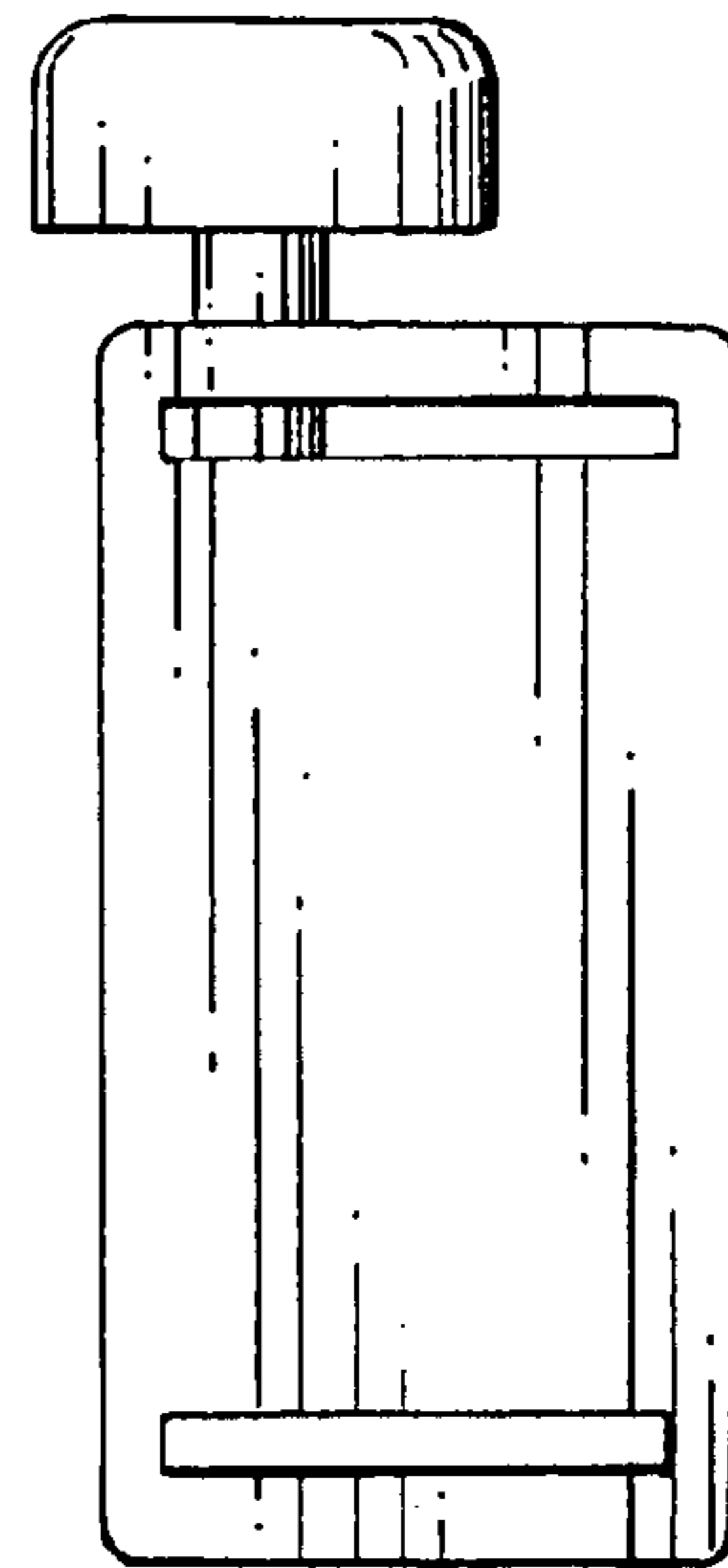
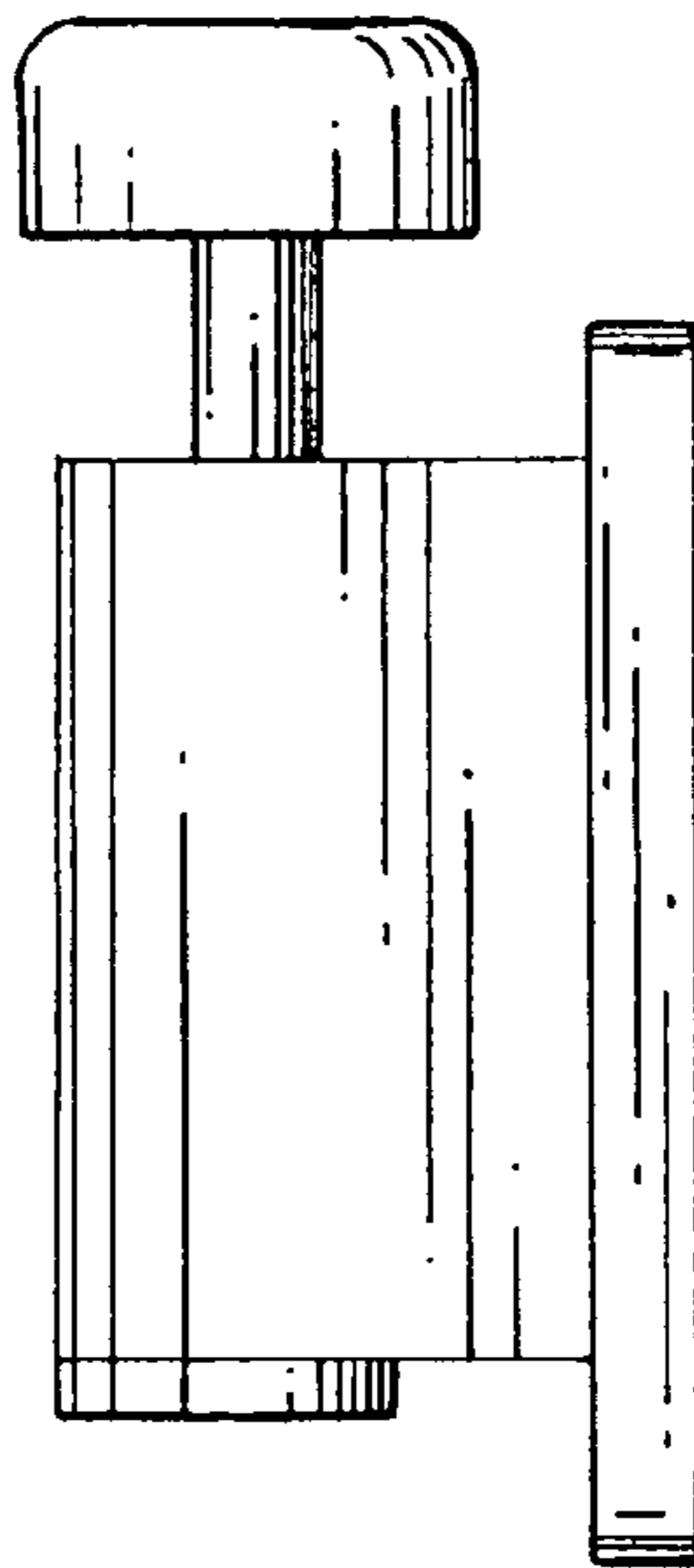
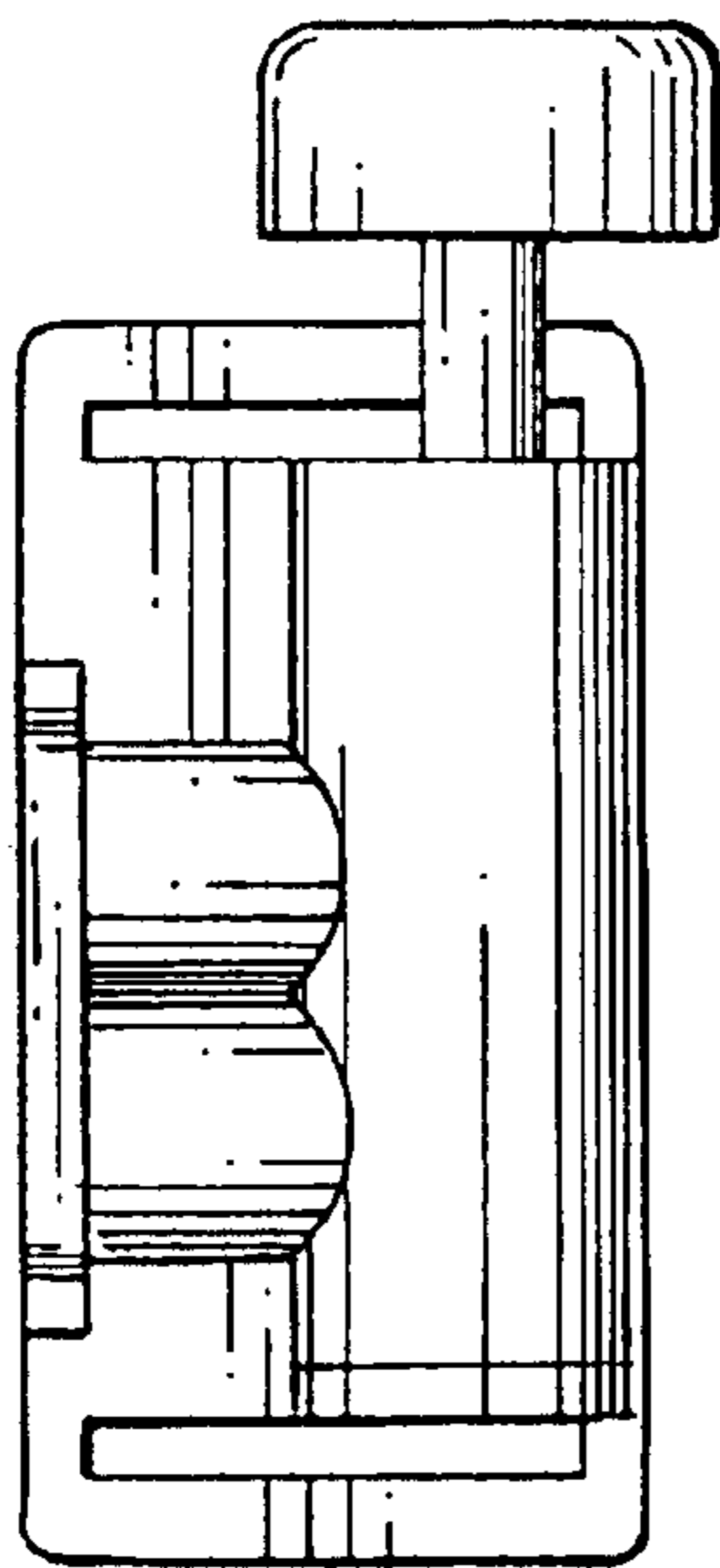


*Fig. 3*

*Fig. 4*

*Fig. 5*

*Fig. 6*



*Fig. 7*

