

US00D519624S

(12) **United States Design Patent**
Chen

(10) **Patent No.:** **US D519,624 S**

(45) **Date of Patent:** **** Apr. 25, 2006**

(54) **AROMA DISPENSING DEVICE**

(76) **Inventor:** **Wen Jye Chen**, 1Fl., 15, Lane 191,
Xinhu 2nd Road, Neihu, Taipei (TW)

(**) **Term:** **14 Years**

(21) **Appl. No.:** **29/229,715**

(22) **Filed:** **May 4, 2005**

(51) **LOC (8) Cl.** **23-04**

(52) **U.S. Cl.** **D23/368**

(58) **Field of Classification Search** 342/389-394,
342/398, 401, 403, 405, 406; 239/135, 136,
239/34, 37, 41, 42, 53, 56-58; 261/DIG. 17,
261/DIG. 65, DIG. 88, DIG. 89; D23/355-369
See application file for complete search history.

(56) **References Cited**

U.S. PATENT DOCUMENTS

D398,390 S	*	9/1998	Chen	D23/366
D419,658 S	*	1/2000	Matchett et al.	D23/356
D424,677 S	*	5/2000	Chen	D23/366
D425,190 S	*	5/2000	Morikawa	D23/366

D438,608 S	*	3/2001	Chen	D23/366
D477,389 S	*	7/2003	Chen	D23/366
D477,390 S	*	7/2003	Chen	D23/366
D485,045 S	*	1/2004	Davis, Jr.	D99/34
D488,549 S	*	4/2004	Chen	D23/366

* cited by examiner

Primary Examiner—Sandra S. Snapp

(74) *Attorney, Agent, or Firm*—Pro-Techtor Int'l Services

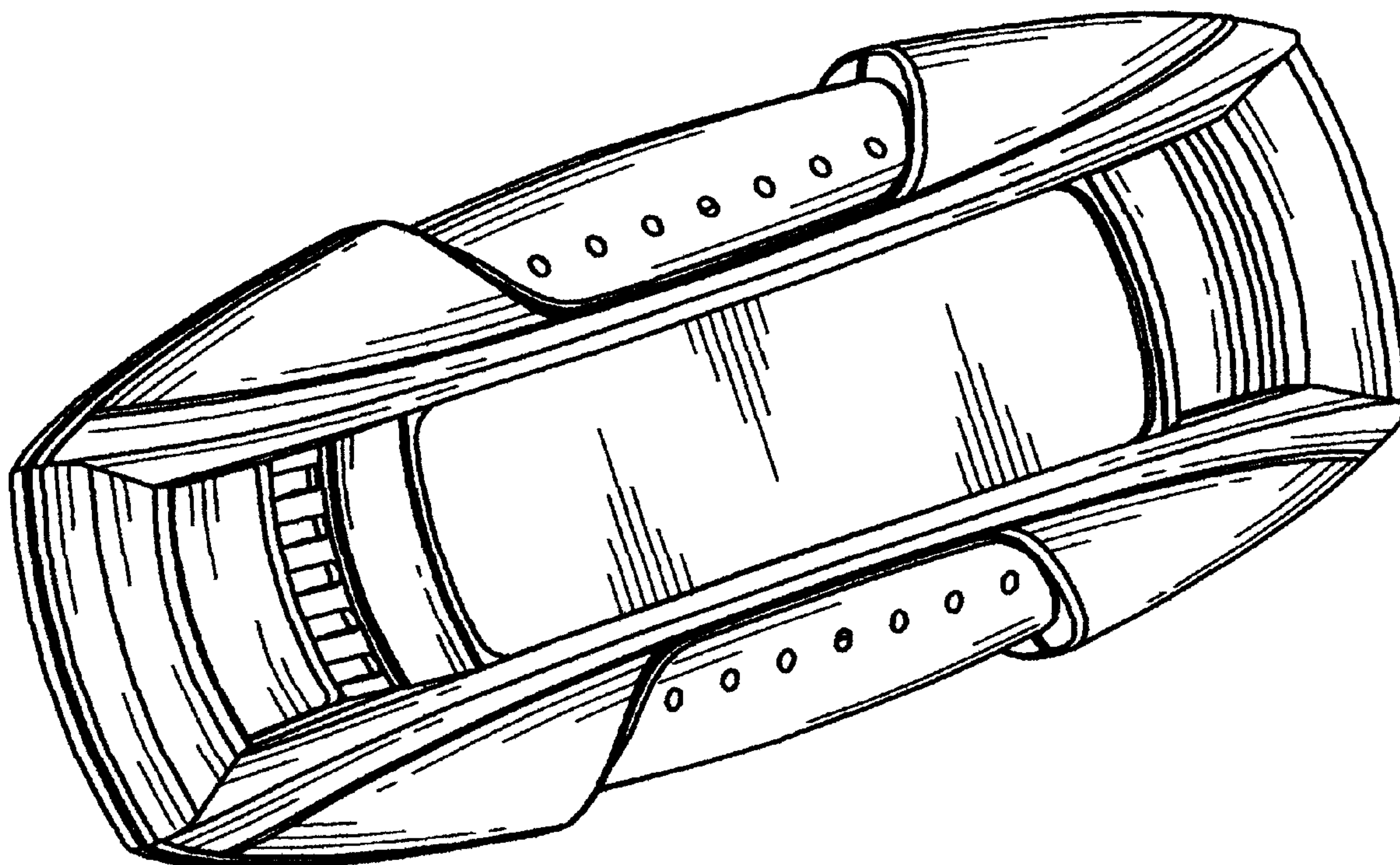
(57) **CLAIM**

The ornamental design for an aroma dispensing device, as shown and described.

DESCRIPTION

FIG. 1 is a front perspective view of an aroma dispensing device showing my new design;
FIG. 2 is a front elevation view thereof;
FIG. 3 is a rear elevation view thereof;
FIG. 4 is a left side elevation view thereof;
FIG. 5 is a right side elevation view thereof;
FIG. 6 is a top plan view thereof; and,
FIG. 7 is a bottom plan view thereof.

1 Claim, 4 Drawing Sheets



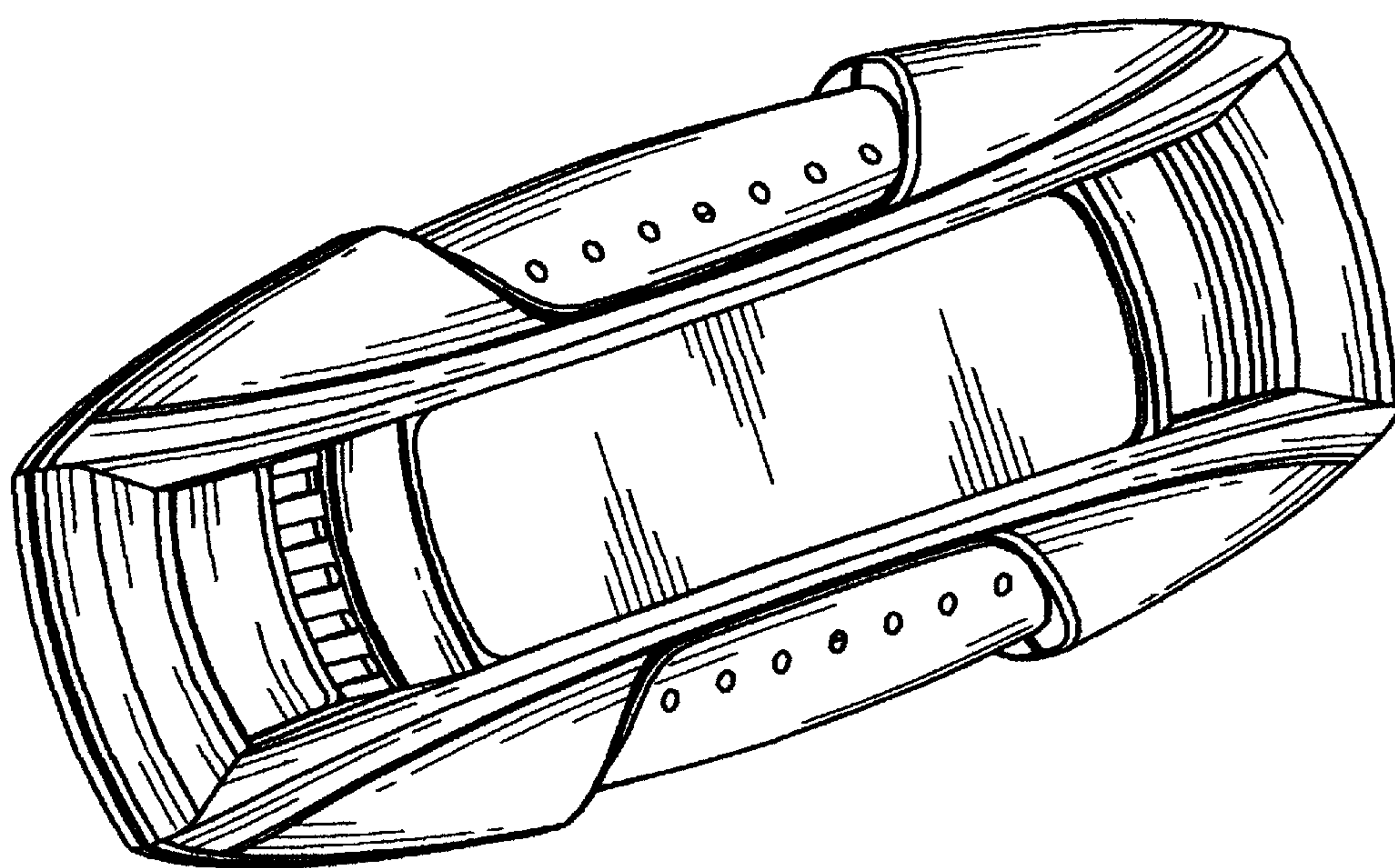


FIG. 1

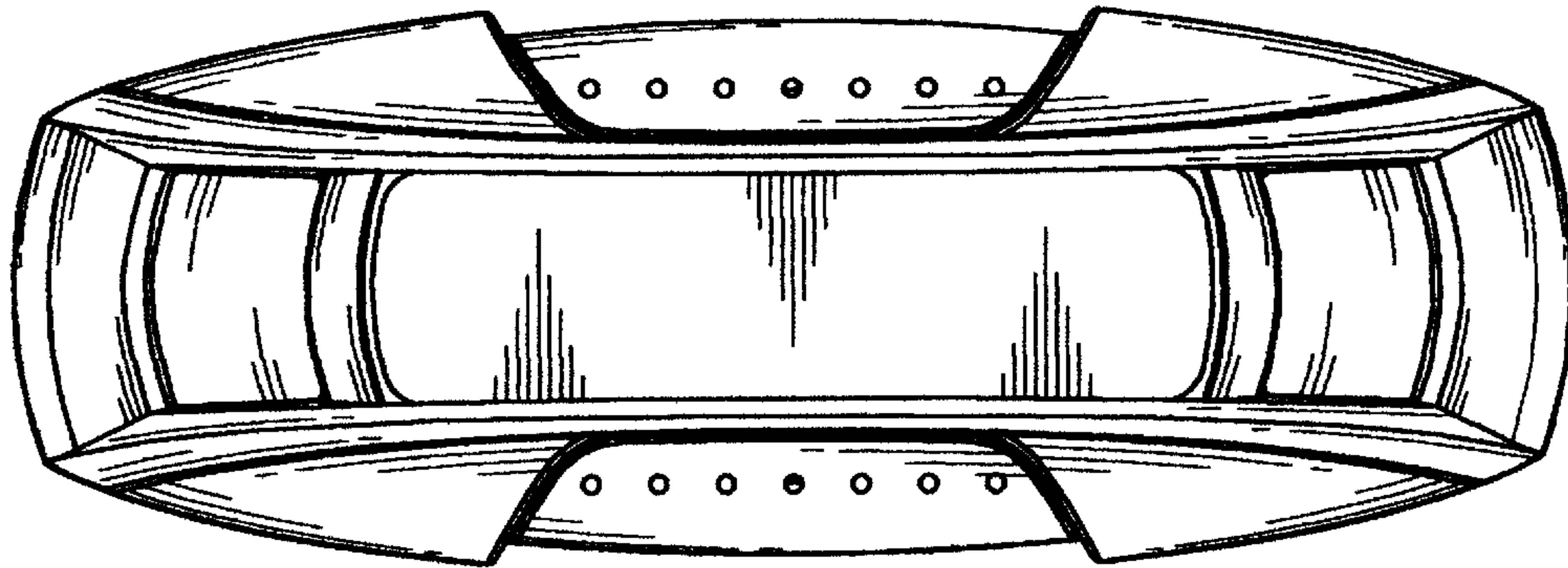


FIG. 2

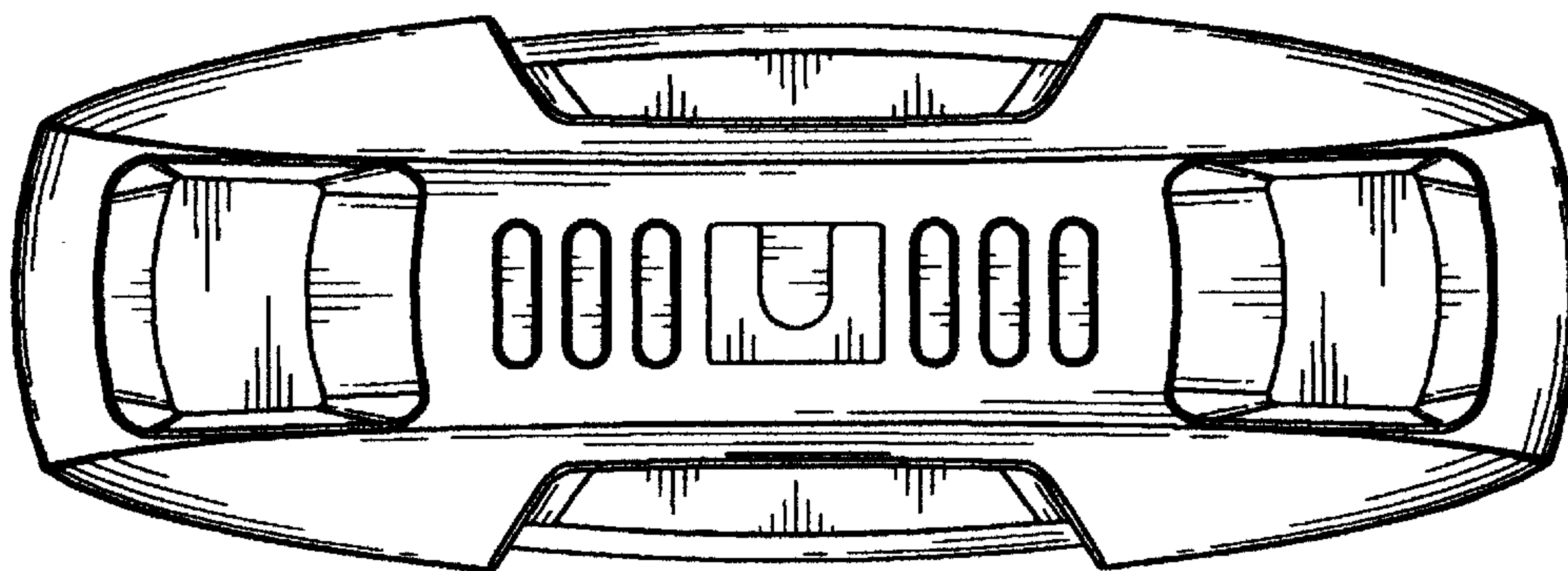


FIG. 3

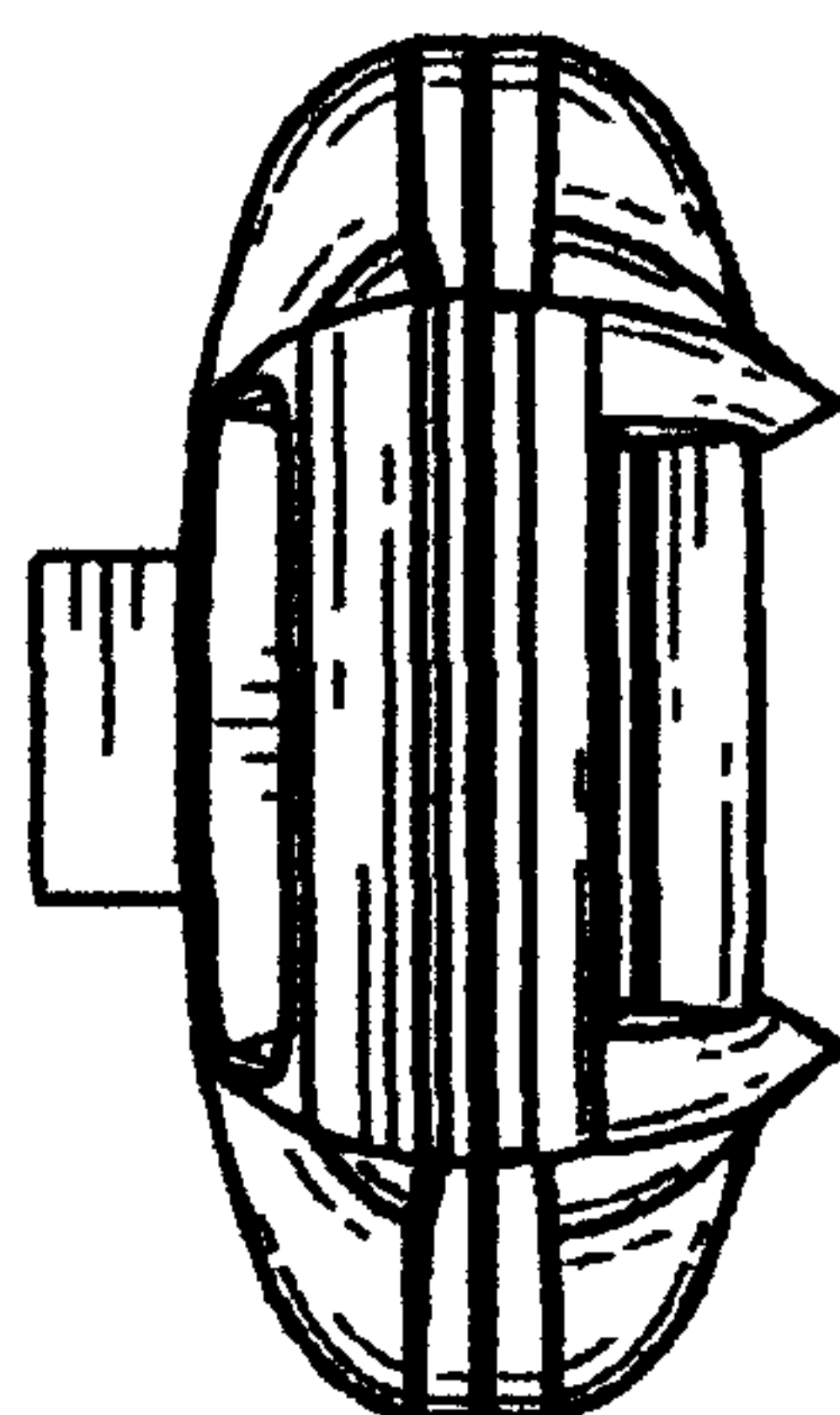


FIG. 4




FIG. 5




FIG. 6

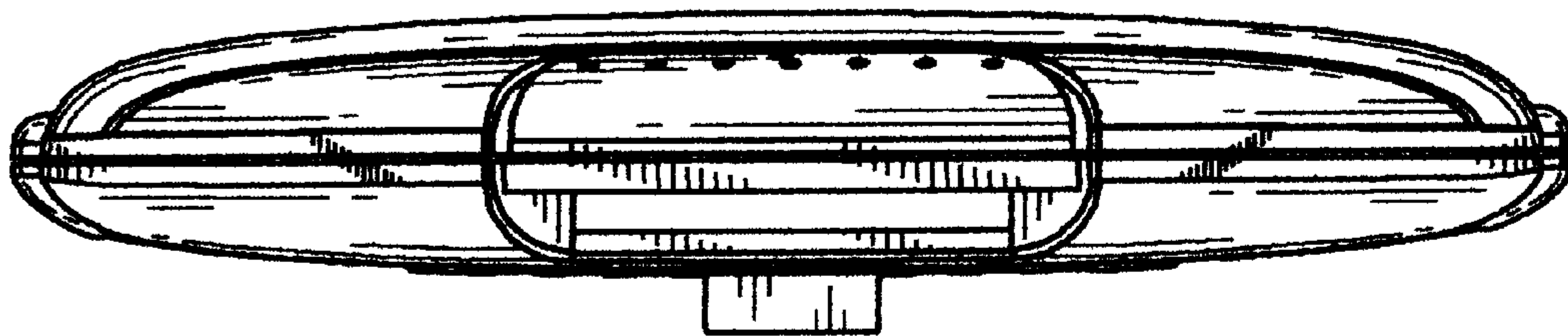


FIG. 7