

US00D519621S

(12) **United States Design Patent**  
**Riva**

(10) **Patent No.:** **US D519,621 S**

(45) **Date of Patent:** **\*\* Apr. 25, 2006**

(54) **SHOWER COLUMN**

(75) Inventor: **Bruno Riva**, Barasso (IT)

(73) Assignee: **Drop S.r.l.**, Castronno (IT)

(\*\*) Term: **14 Years**

(21) Appl. No.: **29/205,182**

(22) Filed: **May 11, 2004**

(30) **Foreign Application Priority Data**

Nov. 12, 2003 (EM) ..... 000101449-001

(51) **LOC (8) Cl.** ..... **23-02**

(52) **U.S. Cl.** ..... **D23/304**

(58) **Field of Classification Search** ..... D23/270–271,  
D23/275, 283, 303–304, 213, 228–229; 4/546,  
4/552, 605, 596–597, 615, 617, 601  
See application file for complete search history.

(56) **References Cited**

**U.S. PATENT DOCUMENTS**

D217,548 S \* 5/1970 Niemann ..... D23/228

D391,341 S \* 2/1998 Sutherland ..... D23/304  
6,038,715 A \* 3/2000 Flieger et al. .... 4/615  
D428,643 S \* 7/2000 Haug et al. .... D23/304

\* cited by examiner

*Primary Examiner*—Robert A. Delehanty

(74) *Attorney, Agent, or Firm*—Nixon & Vanderhye P.C.

(57) **CLAIM**

The ornamental design for a “shower column,” as shown and described.

**DESCRIPTION**

FIG. 1 is a bottom-left perspective view of a shower column of my design;

FIG. 2 is a front plan view;

FIG. 3 is a rear plan view;

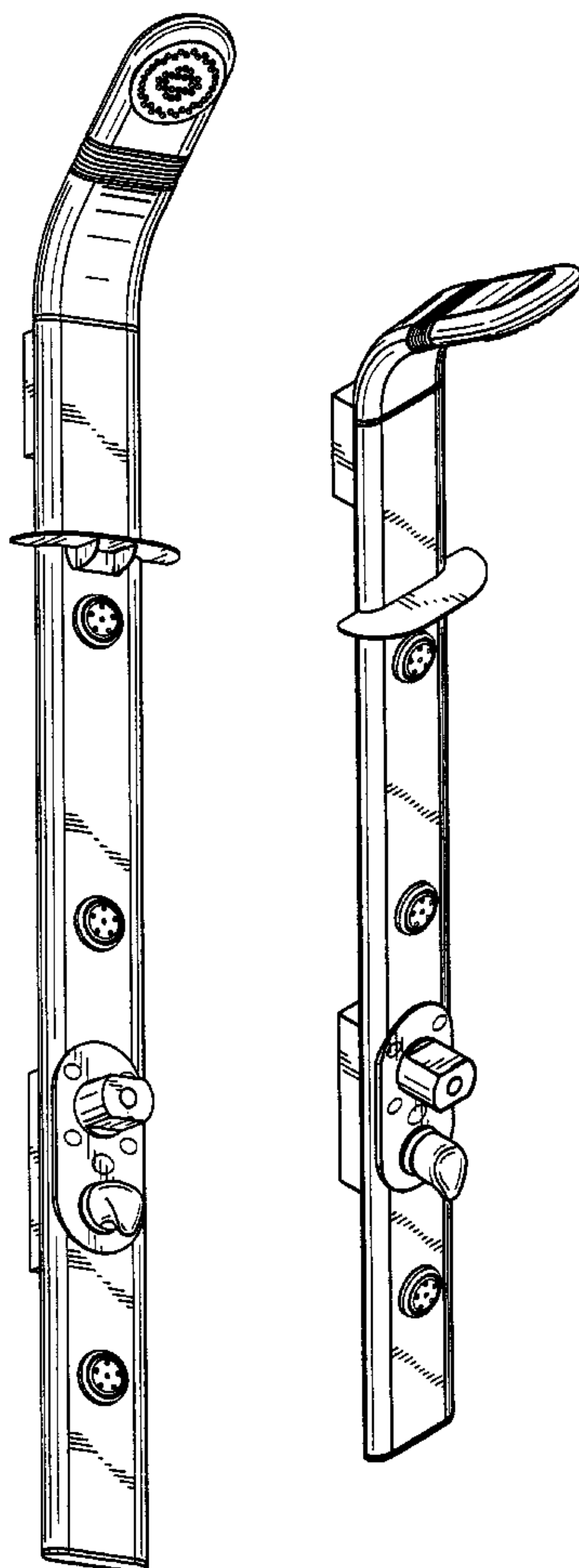
FIG. 4 is a top elevated view;

FIG. 5 is a bottom elevated view;

FIG. 6 is a right side plan view; and,

FIG. 7 is a top left perspective view.

**1 Claim, 4 Drawing Sheets**






Fig. 1

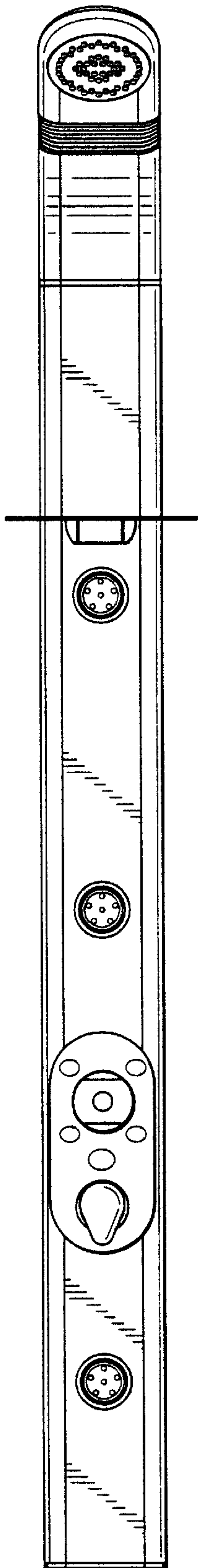


Fig. 2

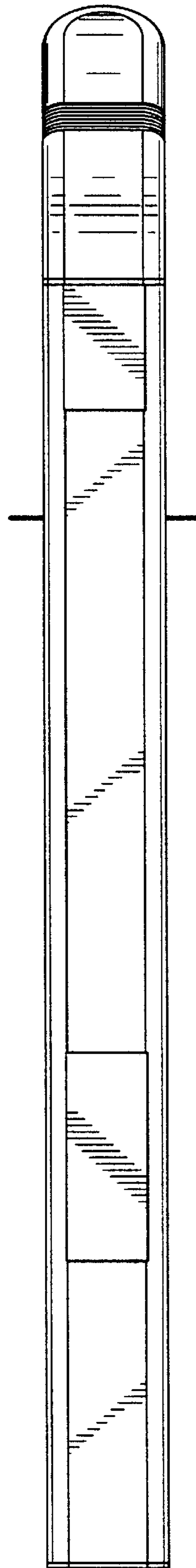


Fig. 3

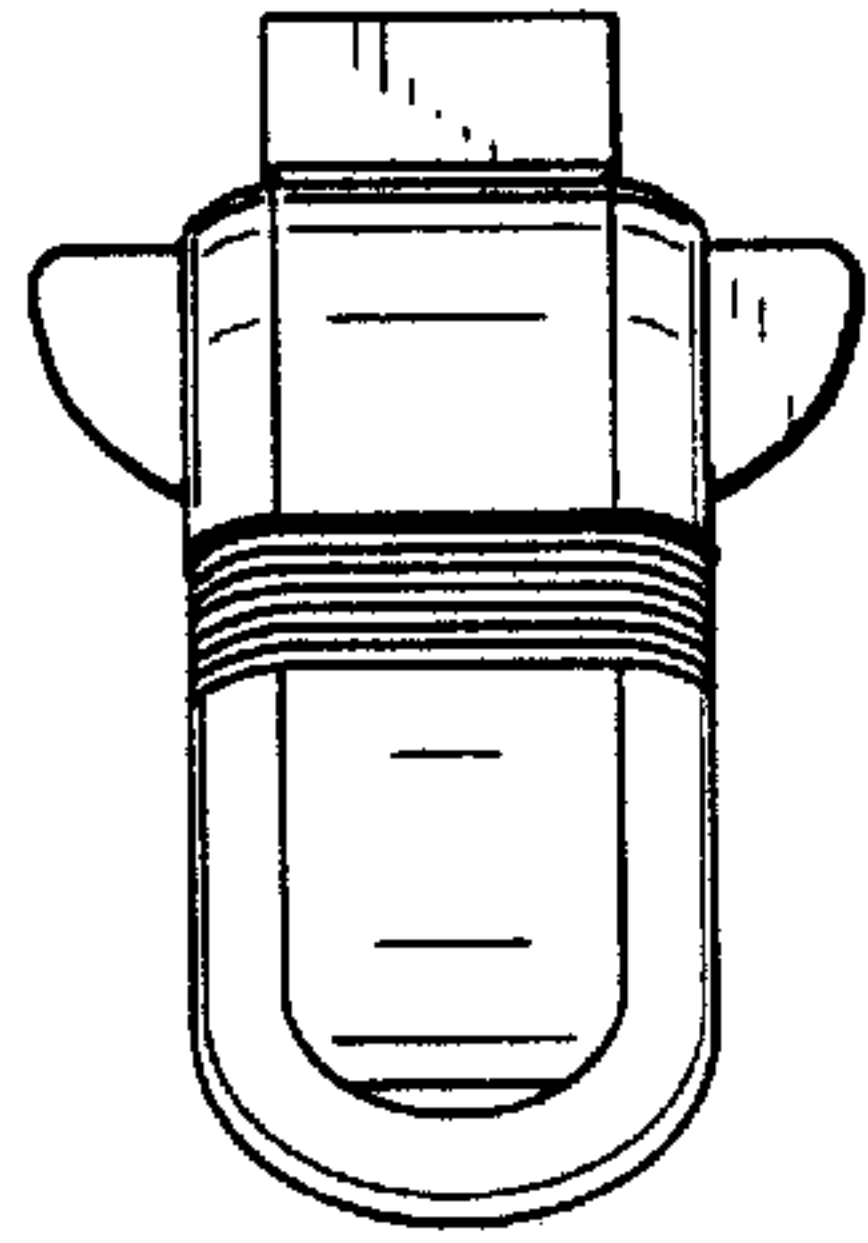


Fig. 4

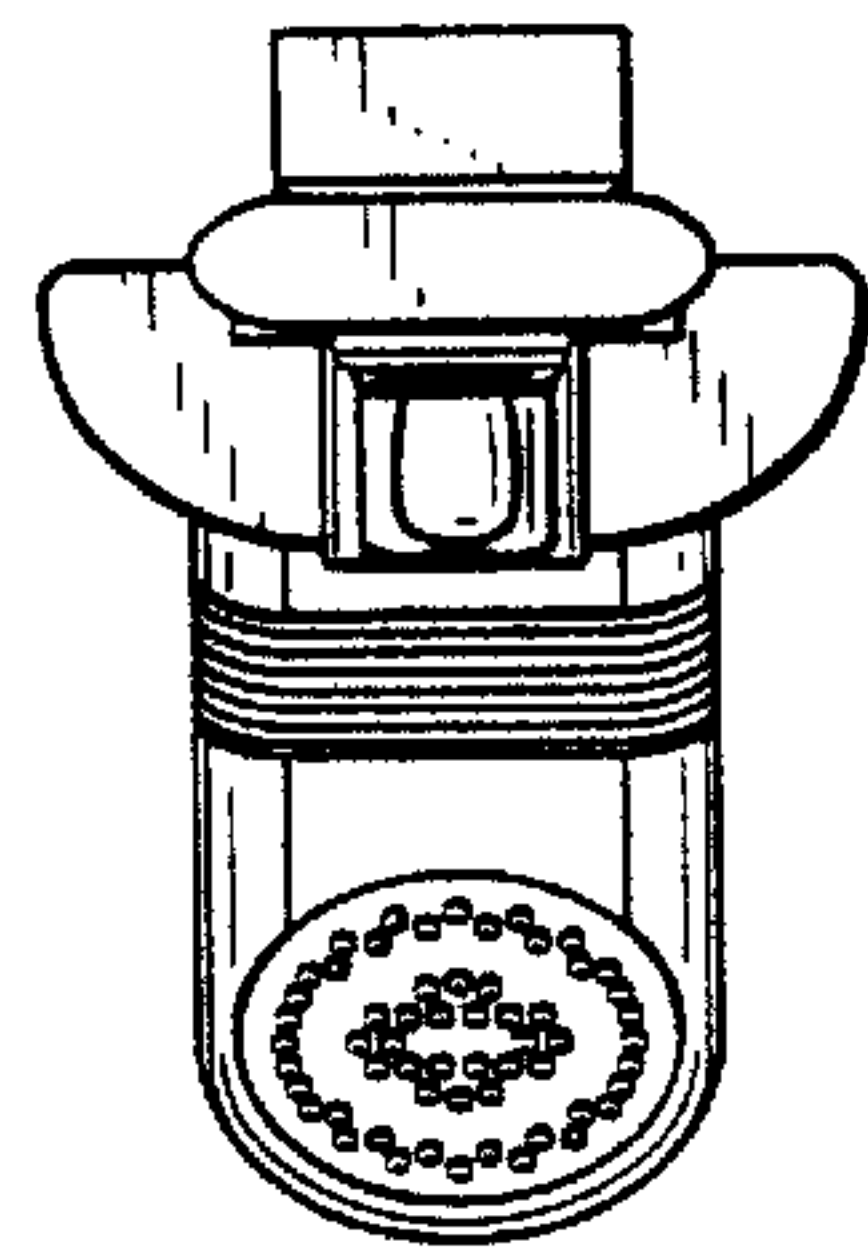


Fig. 5

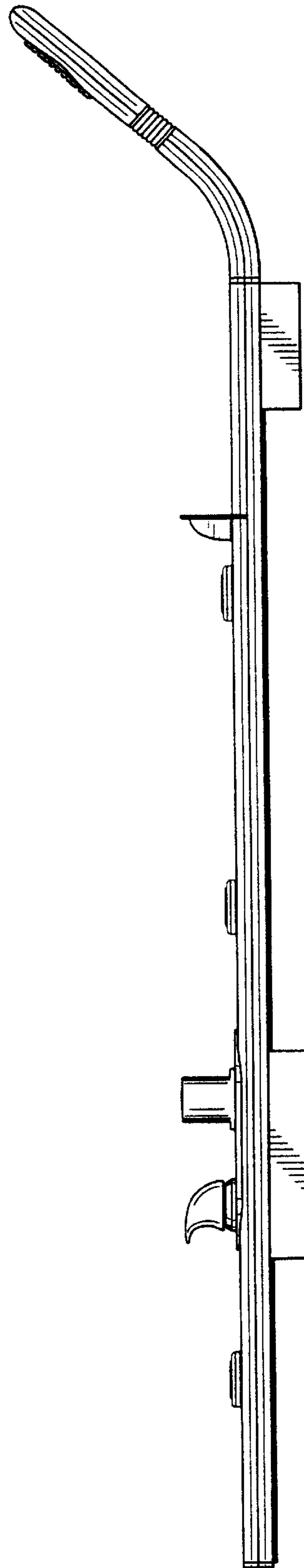


Fig. 6

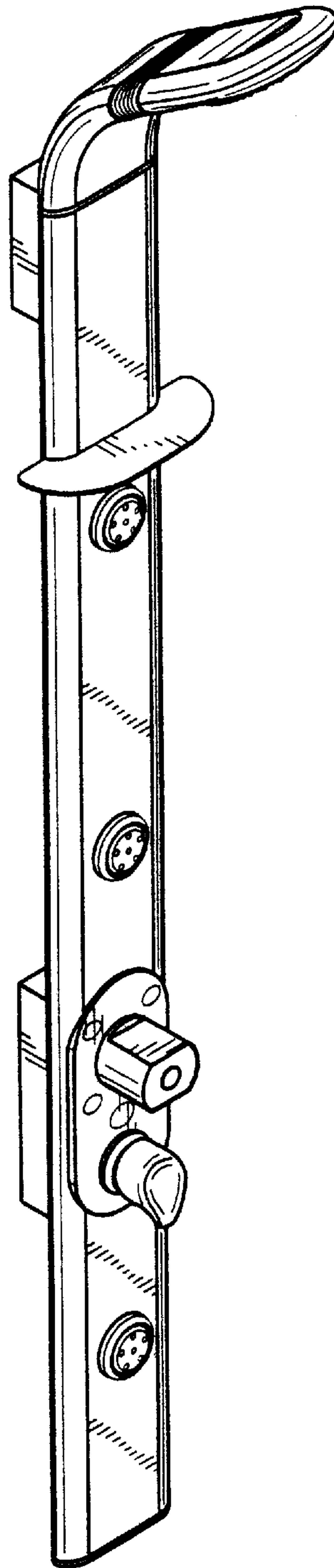


Fig. 7