



US00D519611S

(12) **United States Design Patent**  
**Fritz**

(10) **Patent No.:** **US D519,611 S**  
(45) **Date of Patent:** **\*\* Apr. 25, 2006**

(54) **FAUCET ASSEMBLY**  
(75) **Inventor:** **Seth A. Fritz**, Kendallville, IN (US)  
(73) **Assignee:** **Masco Corporation of Indiana**,  
Indianapolis, IN (US)  
(\*\*) **Term:** **14 Years**  
(21) **Appl. No.:** **29/220,066**  
(22) **Filed:** **Dec. 23, 2004**

(51) **LOC (8) Cl.** ..... **23-01**  
(52) **U.S. Cl.** ..... **D23/241; D23/242**  
(58) **Field of Classification Search** ..... **D23/238-257;**  
**4/675-678; 137/801**

See application file for complete search history.

(56) **References Cited**

**U.S. PATENT DOCUMENTS**

D285,597 S	*	9/1986	Miller et al.	.....	D23/242
D293,362 S	*	12/1987	Hill et al.	.....	D23/241
D318,901 S	*	8/1991	Rodstein	.....	D23/242
D318,906 S	*	8/1991	Spangler	.....	D23/255
D349,331 S	*	8/1994	Bollenbacher	.....	D23/257
D373,179 S	*	8/1996	Sieger	.....	D23/241
D444,853 S	*	7/2001	Lord	.....	D23/252
D463,013 S	*	9/2002	Green et al.	.....	D23/255
D466,590 S	*	12/2002	Otero et al.	.....	D23/242

D472,308 S	*	3/2003	Hundley	.....	D23/255
D476,398 S	*	6/2003	Ouyoung	.....	D23/252
D482,757 S	*	11/2003	Blomstrom	.....	D23/252
D488,542 S	*	4/2004	Spiegelberg et al.	.....	D23/255

\* cited by examiner

*Primary Examiner*—Louis S. Zarfes  
*Assistant Examiner*—Gregory Andoll  
(74) *Attorney, Agent, or Firm*—Kwadjo Adusei-Poku;  
Lloyd D. Doigan

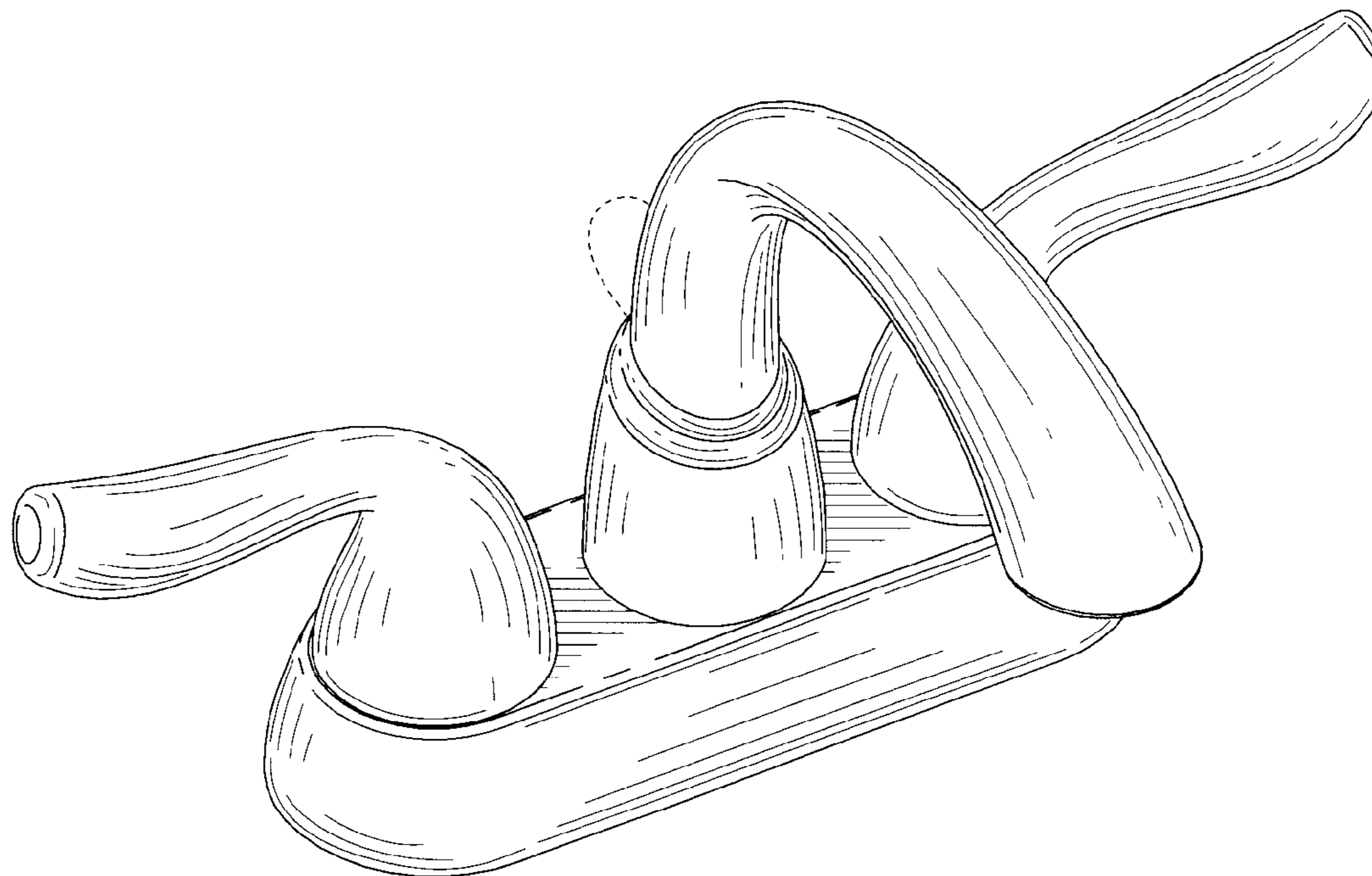
(57) **CLAIM**

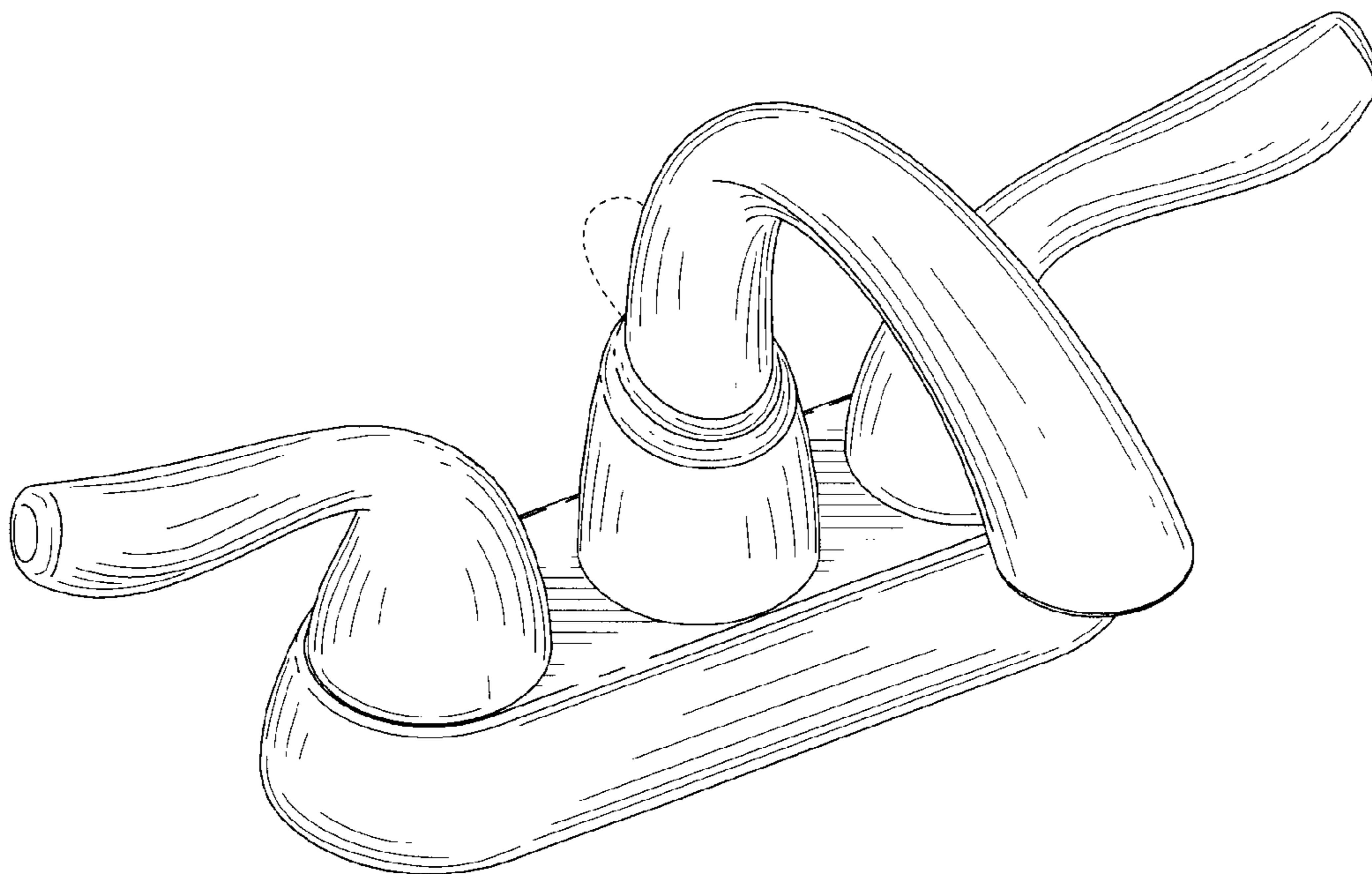
The ornamental design for a faucet assembly, as shown and described.

**DESCRIPTION**

FIG. 1 is a front perspective view of a faucet assembly showing my design;  
FIG. 2 is a front elevational view thereof;  
FIG. 3 is a rear elevational view thereof;  
FIG. 4 is a right side elevational view thereof; the left side elevational view being a mirror image thereof;  
FIG. 5 is a top plan view thereof; and,  
FIG. 6 is a rear perspective view thereof.  
The broken lines in the Figures are for illustrative purposes only and form no part of the claimed design.

**1 Claim, 6 Drawing Sheets**





**FIG. 1**



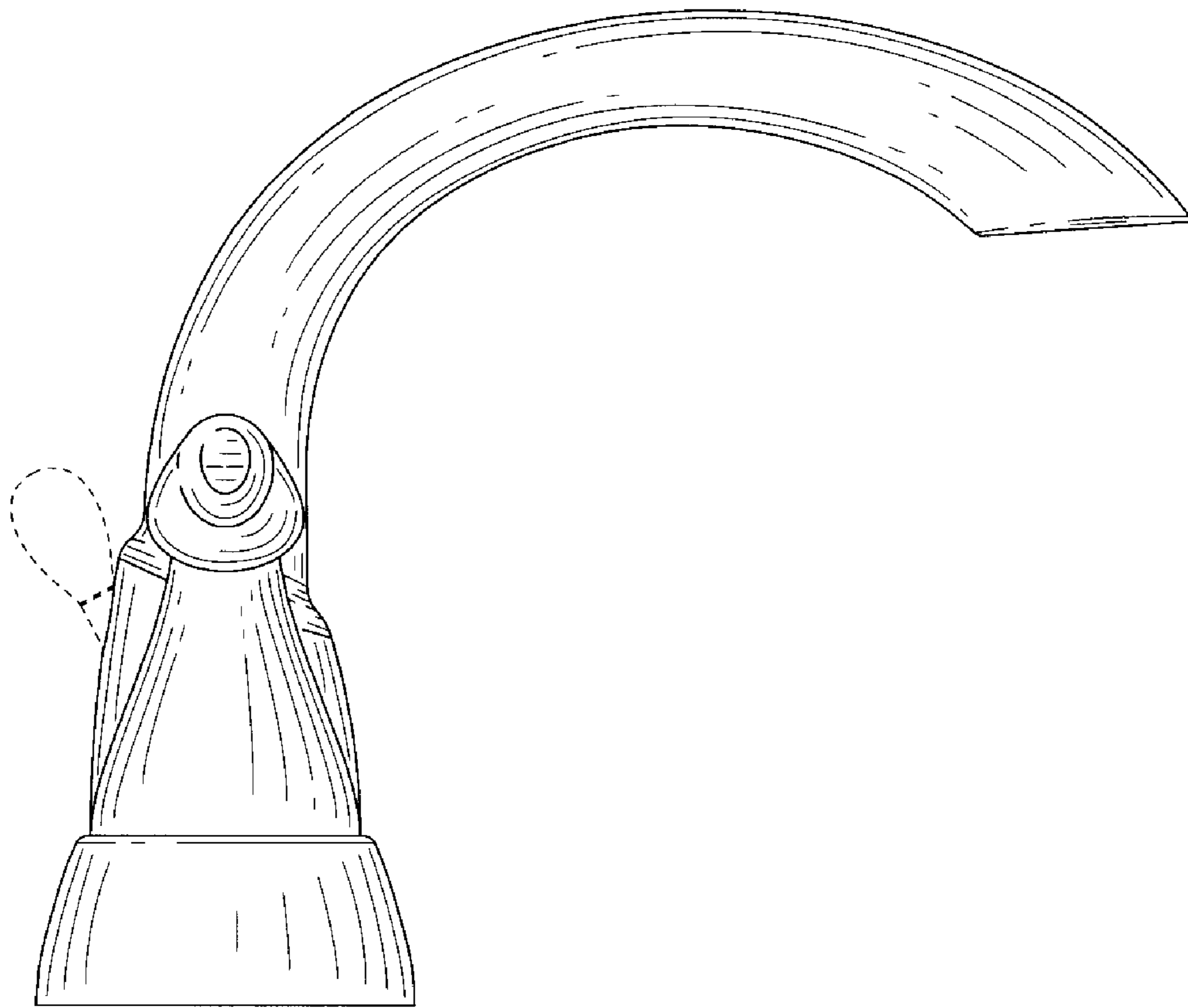


FIG. 2



**FIG. 3**



**FIG. 4**

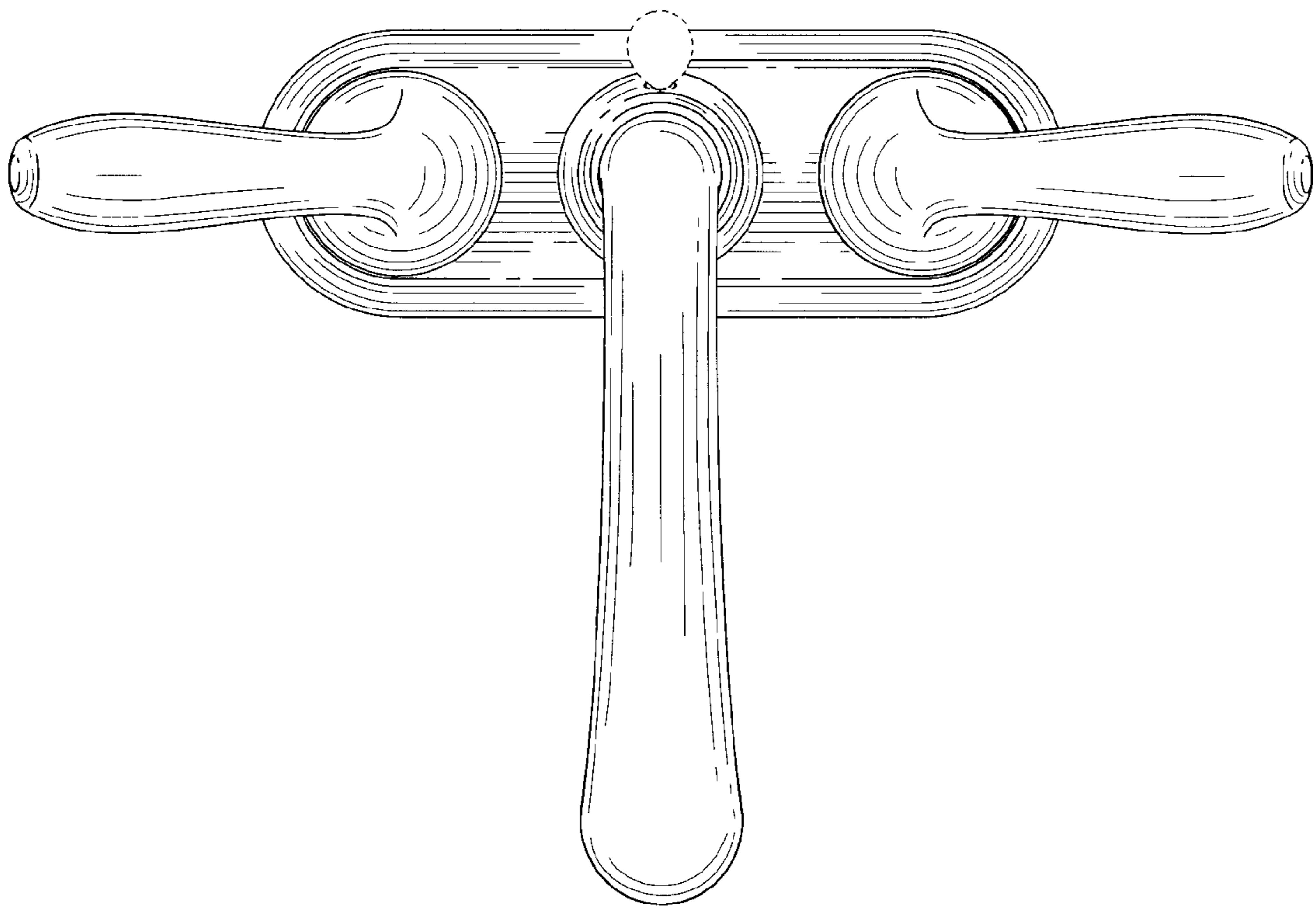
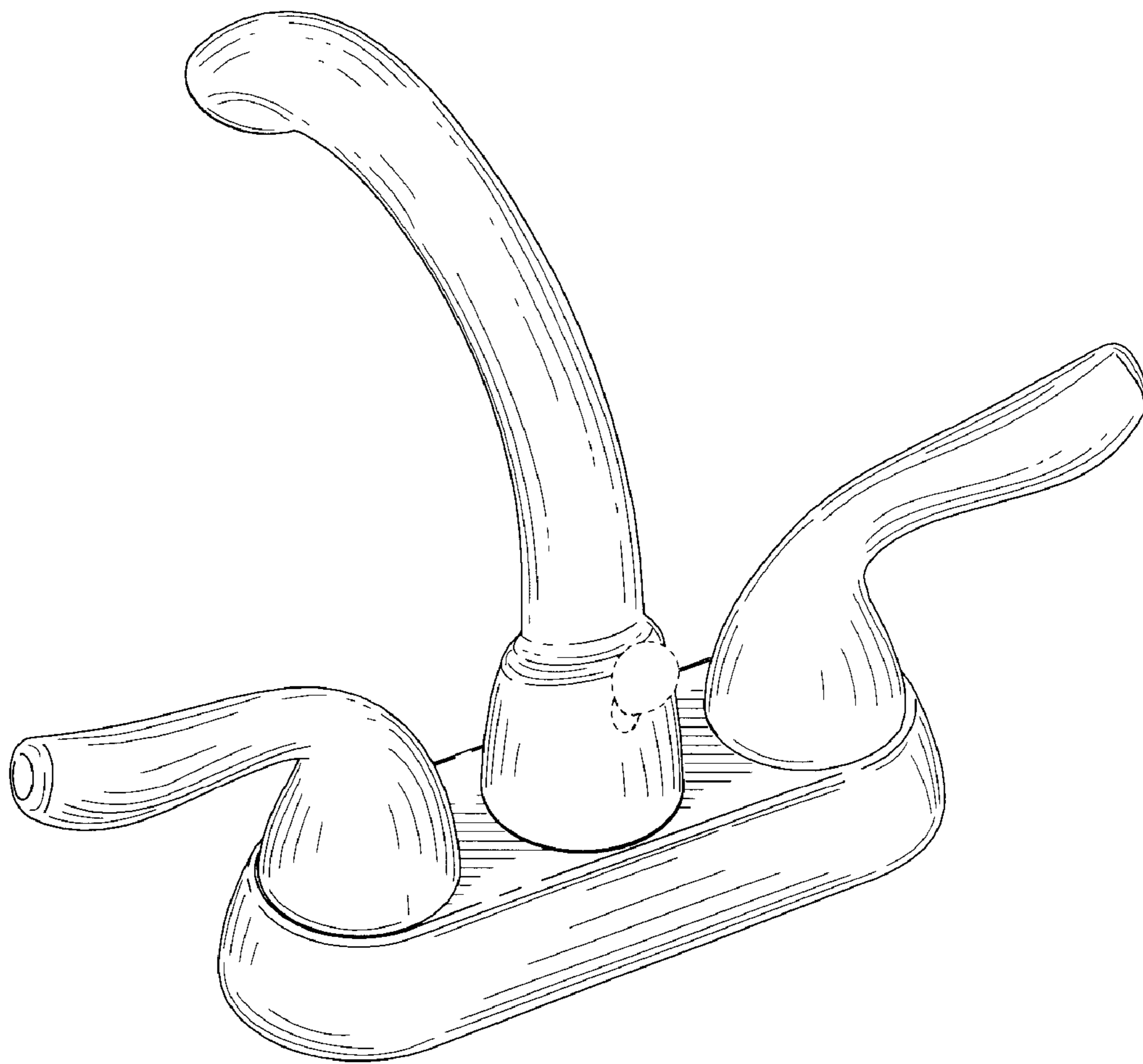


FIG. 5



**FIG. 6**