



US00D519610S

(12) **United States Design Patent**
Fritz

(10) **Patent No.:** **US D519,610 S**
(45) **Date of Patent:** **** Apr. 25, 2006**

- (54) **FAUCET ASSEMBLY**
 - (75) Inventor: **Seth A. Fritz**, Kendallville, IN (US)
 - (73) Assignee: **Masco Corporation of Indiana**, Indianapolis, IN (US)
 - (**) Term: **14 Years**
 - (21) Appl. No.: **29/220,043**
 - (22) Filed: **Dec. 23, 2004**
 - (51) **LOC (8) Cl.** **23-01**
 - (52) **U.S. Cl.** **D23/241; D23/242**
 - (58) **Field of Classification Search** **D23/238-257;**
4/675-678; 137/801
- See application file for complete search history.

- D472,308 S * 3/2003 Hundley D23/255
- D476,398 S * 6/2003 Ouyoung D23/252
- D482,757 S * 11/2003 Blomstrom D23/252
- D488,542 S * 4/2004 Spiegelberg et al. D23/255

* cited by examiner

Primary Examiner—Louis S. Zarfes
Assistant Examiner—Gregory Andoll
(74) *Attorney, Agent, or Firm*—Kwadjo Adusei-Poku;
Lloyd D. Doigan

(57) **CLAIM**

The ornamental design for a faucet assembly, as shown and described.

DESCRIPTION

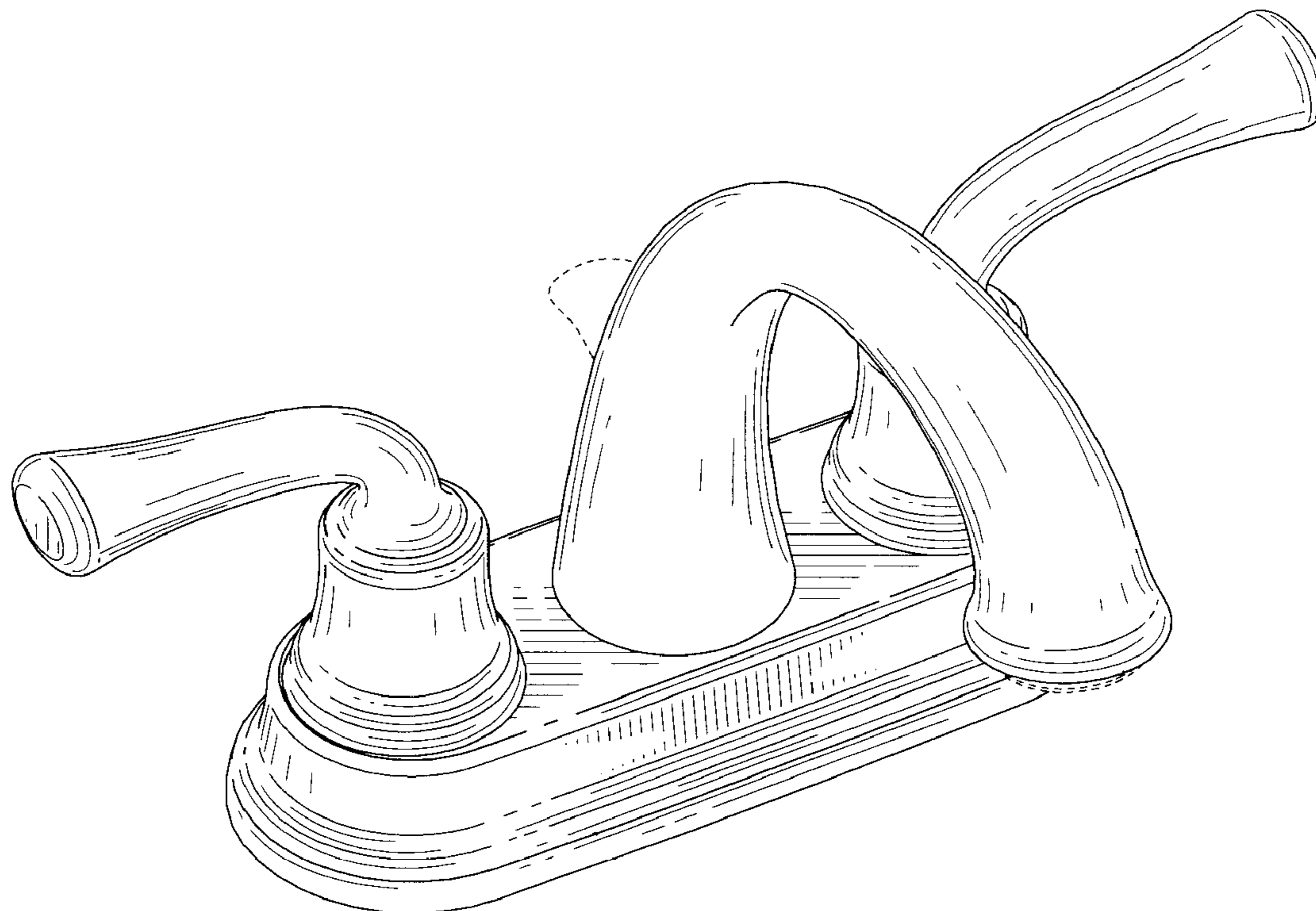
FIG. 1 is a front perspective view of a faucet assembly showing my design;
FIG. 2 is a front elevational view thereof;
FIG. 3 is a rear elevational view thereof;
FIG. 4 is a right side elevational view thereof; the left side elevational view being a mirror image thereof;
FIG. 5 is a top plan view thereof; and,
FIG. 6 is a rear perspective view thereof.
The broken lines in the Figures are for illustrative purposes only and form no part of the claimed design.

(56) **References Cited**

U.S. PATENT DOCUMENTS

- D285,597 S * 9/1986 Miller et al. D23/242
- D293,362 S * 12/1987 Hill et al. D23/241
- D318,901 S * 8/1991 Rodstein D23/242
- D318,906 S * 8/1991 Spangler D23/255
- D349,331 S * 8/1994 Bollenbacher D23/257
- D373,179 S * 8/1996 Sieger D23/241
- D444,853 S * 7/2001 Lord D23/252
- D463,013 S * 9/2002 Green et al. D23/255
- D466,590 S * 12/2002 Otero et al. D23/242

1 Claim, 6 Drawing Sheets



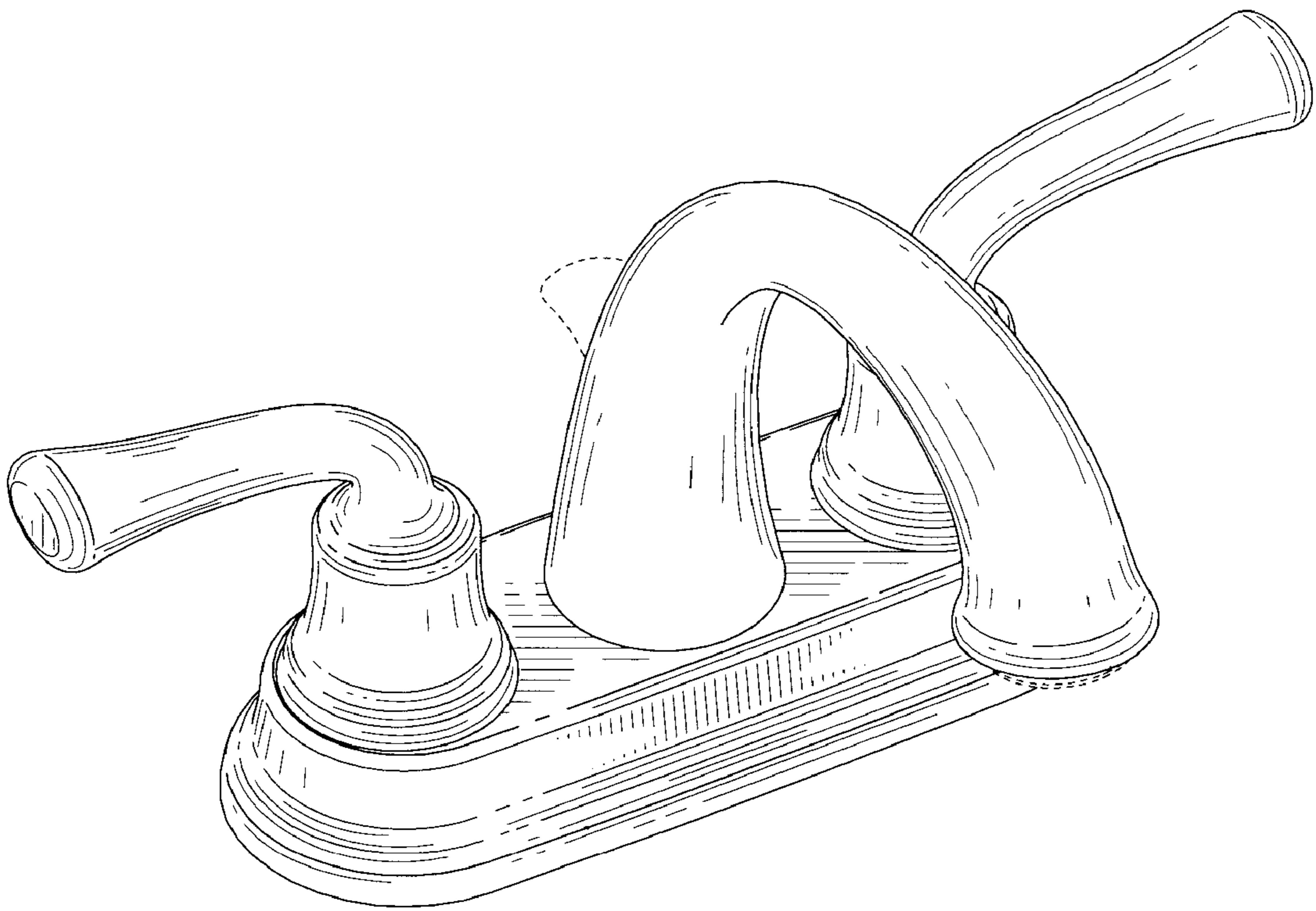


FIG. 1




FIG. 2

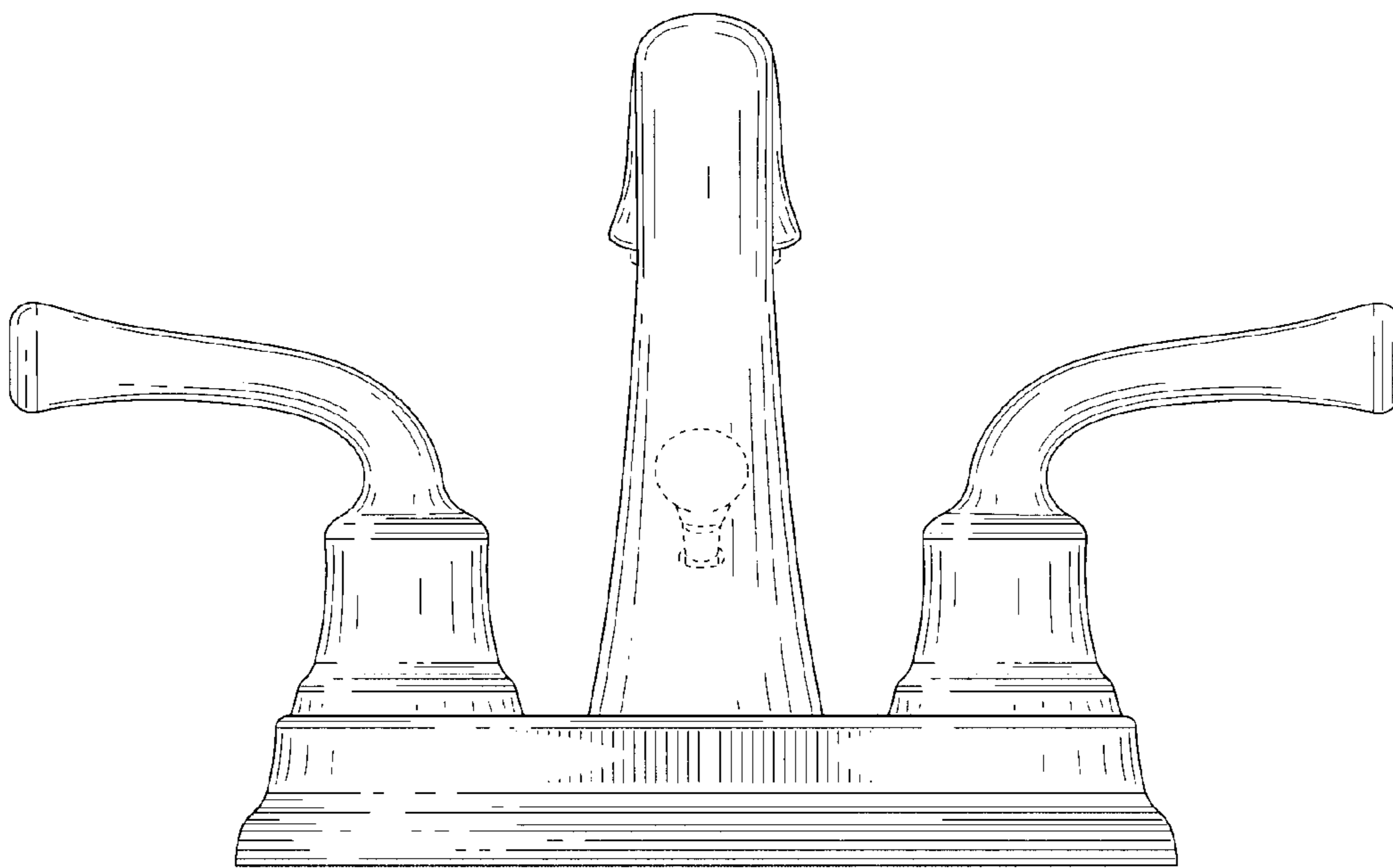


FIG. 3

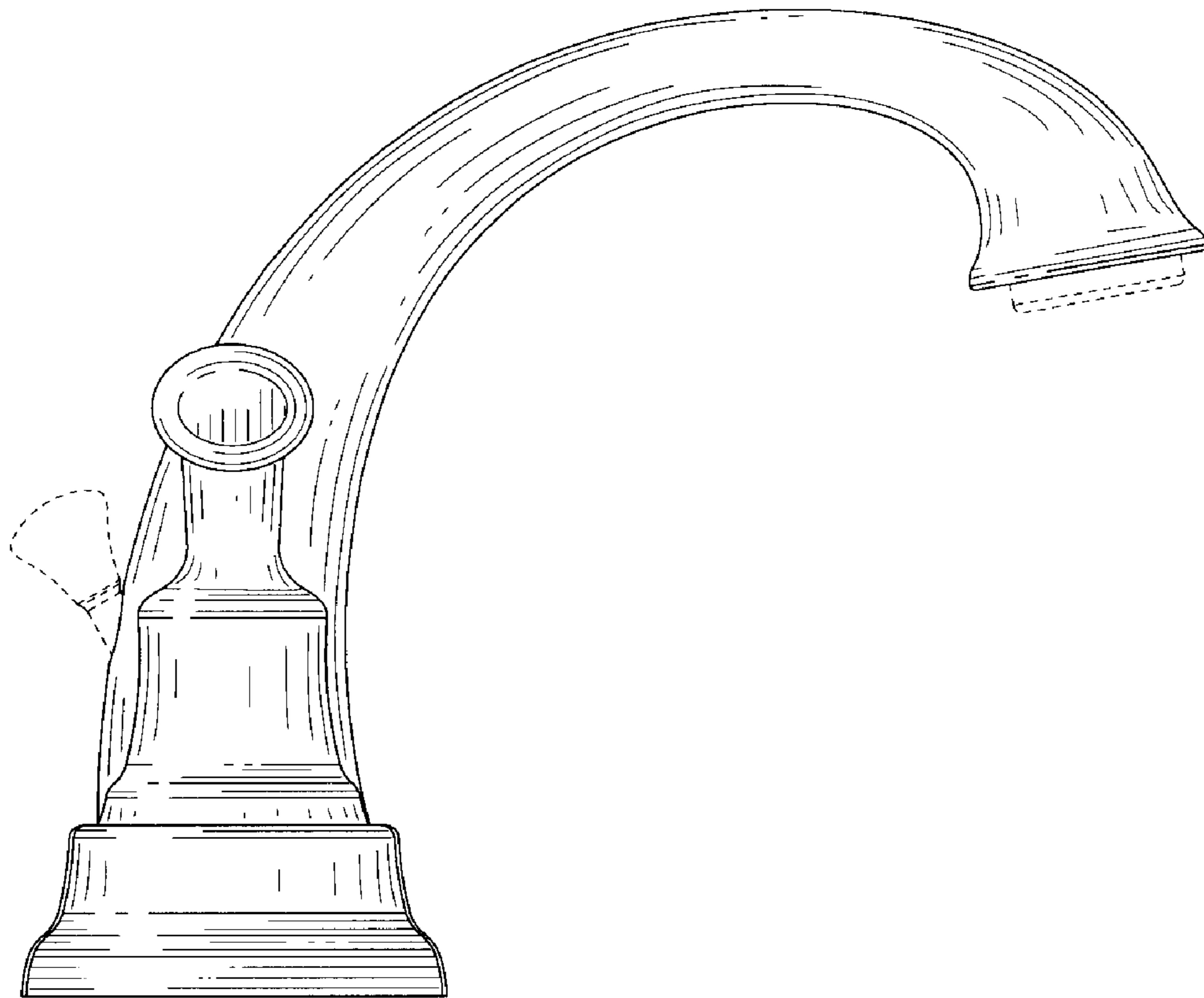


FIG. 4

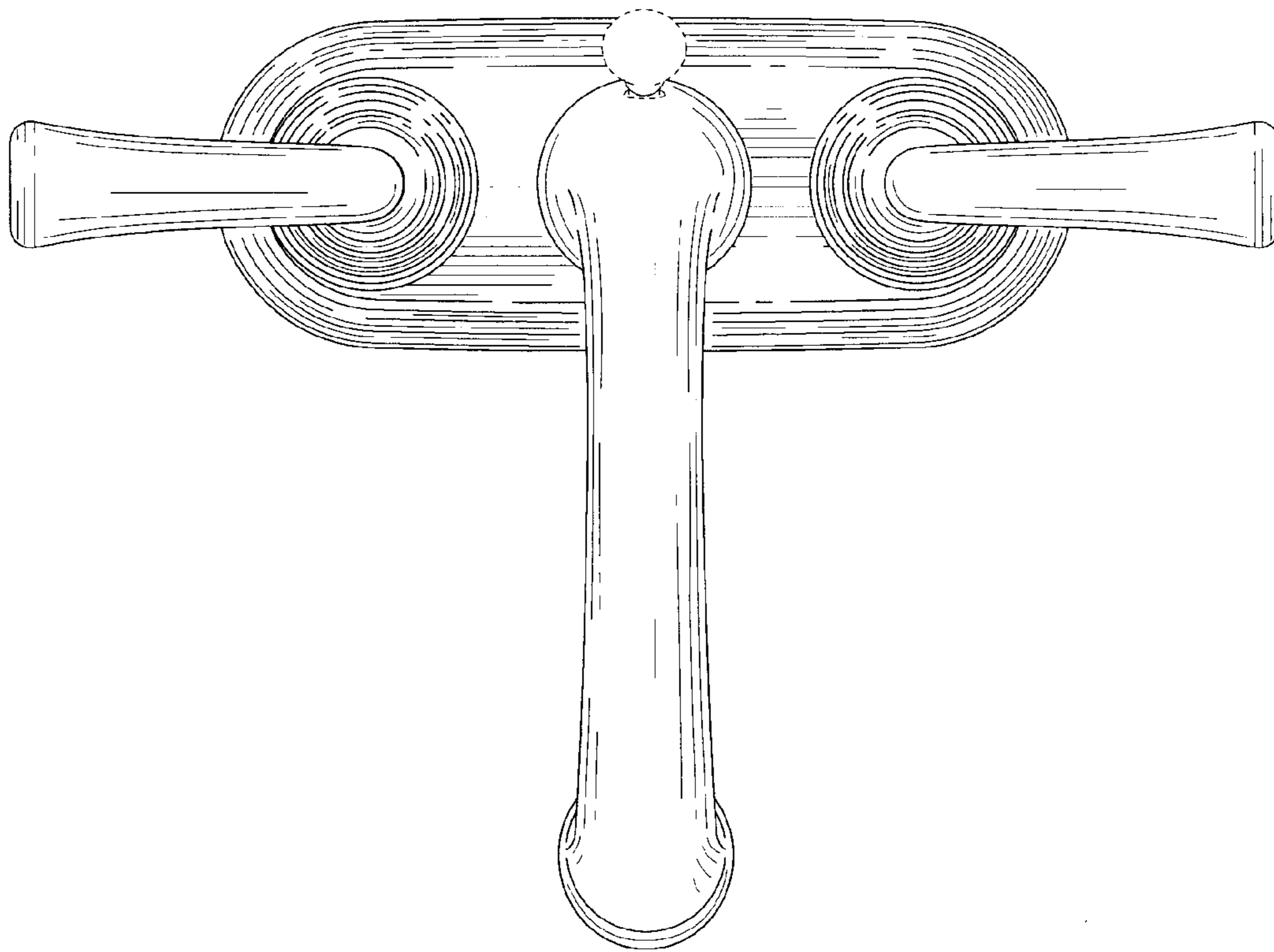


FIG. 5




FIG. 6