



US00D519604S

(12) **United States Design Patent**
Swain

(10) **Patent No.:** **US D519,604 S**

(45) **Date of Patent:** **** Apr. 25, 2006**

- (54) **KITCHEN SINK SPRAY FILTER**
- (75) Inventor: **David Swain**, Clearwater, FL (US)
- (73) Assignee: **Paragon Water Systems, Inc.**
- (**) Term: **14 Years**

- D378,122 S 2/1997 Milrud et al.
- D430,644 S * 9/2000 Higgins D23/226
- D432,623 S * 10/2000 Sawhney et al. D23/223
- D441,052 S * 4/2001 Lu D23/226
- D441,834 S 5/2001 McGrath et al.

* cited by examiner

Primary Examiner—Robin V. Webster

(74) *Attorney, Agent, or Firm*—M. K. Silverman

- (21) Appl. No.: **29/217,428**
- (22) Filed: **Nov. 17, 2004**

(57) **CLAIM**

- (51) **LOC (8) Cl.** **23-01**
- (52) **U.S. Cl.** **D23/226; D23/209**
- (58) **Field of Classification Search** D23/213,
D23/209, 223, 226; 239/525, 526
See application file for complete search history.

The ornamental design for a kitchen sink spray filter, as shown and described.


DESCRIPTION

FIG. 1 is an enlarged front perspective view of my inventive design for a kitchen sink spray filter;
 FIG. 2 is a side elevational view thereof;
 FIG. 3 is a top view of my inventive design;
 FIG. 4 is a bottom view thereof;
 FIG. 5 is a rear view thereof; and,
 FIG. 6 is a front view of my novel kitchen sink spray filter.

(56) **References Cited**
 U.S. PATENT DOCUMENTS

- D242,352 S * 11/1976 Uyeda D23/226
- D320,643 S * 10/1991 Stansbury, Jr. D23/226
- D337,811 S * 7/1993 Valley et al. D23/226
- D365,380 S 12/1995 Wilcock

1 Claim, 3 Drawing Sheets



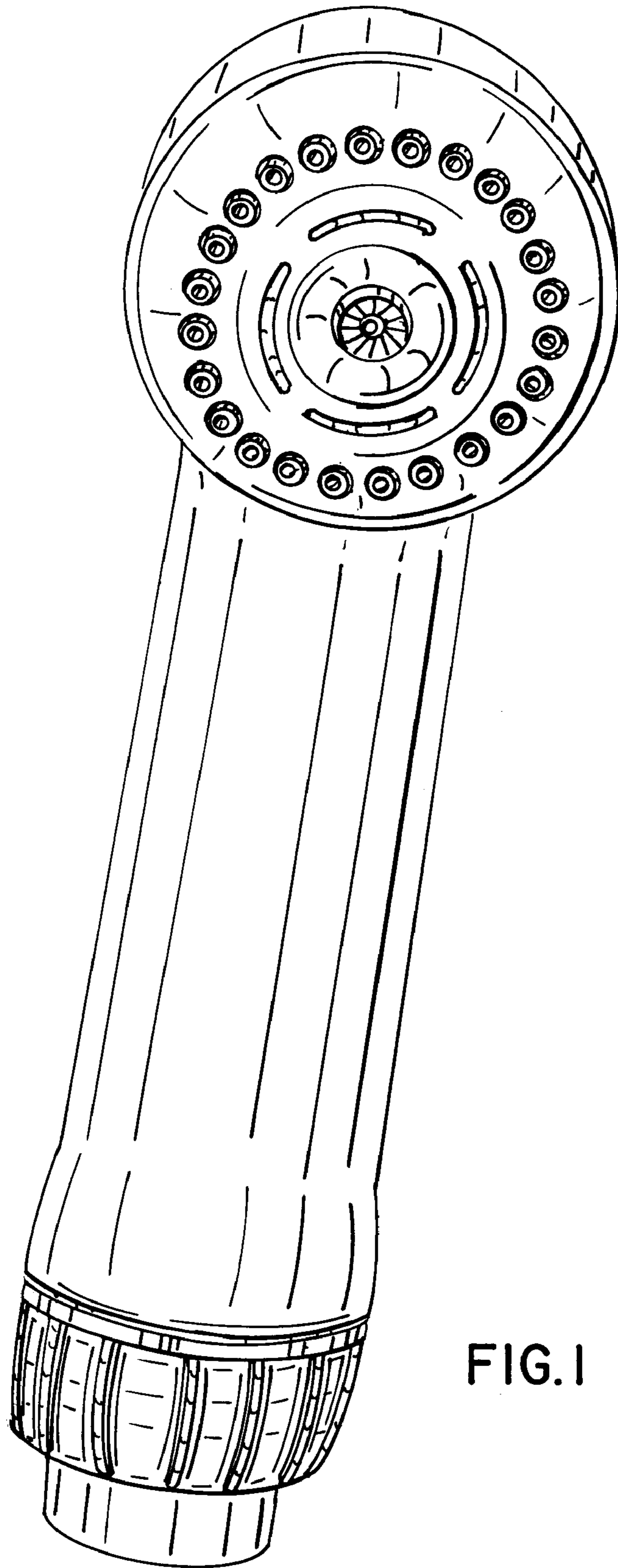


FIG. 1

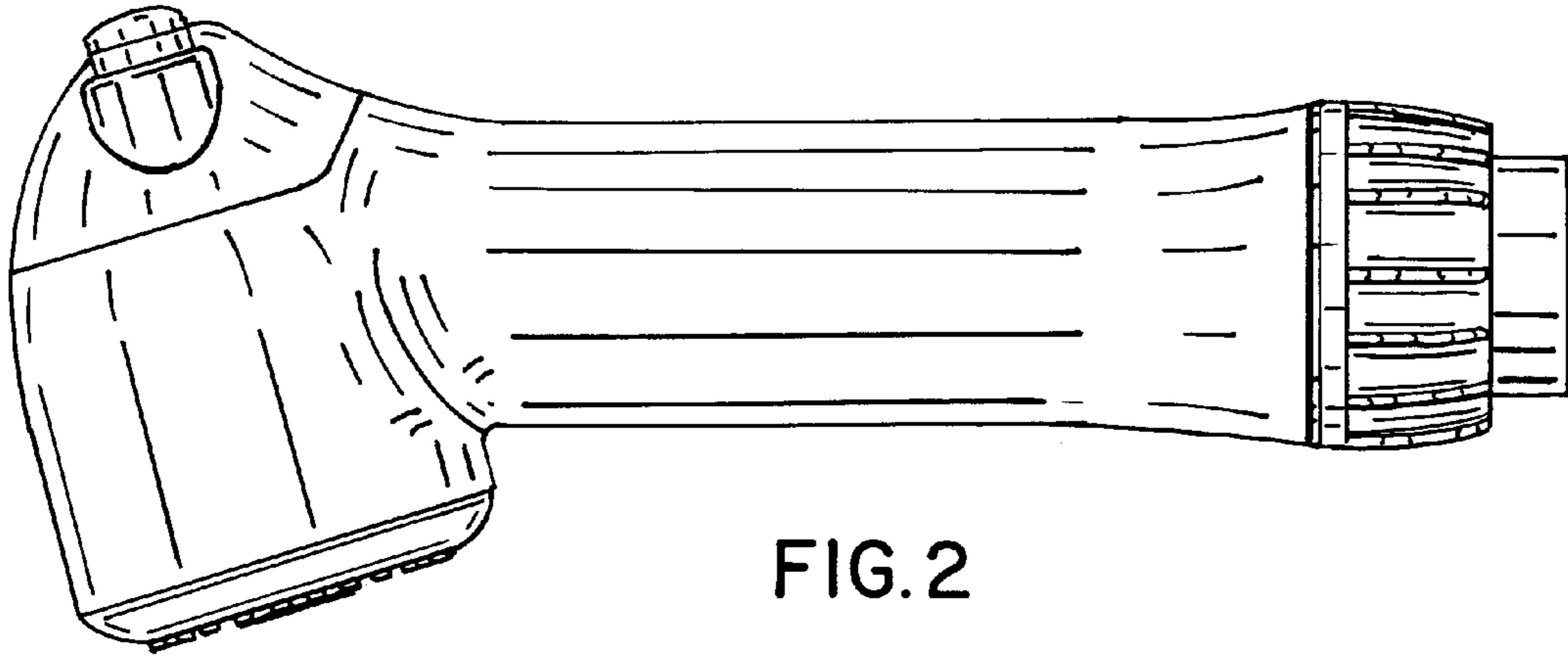


FIG. 2

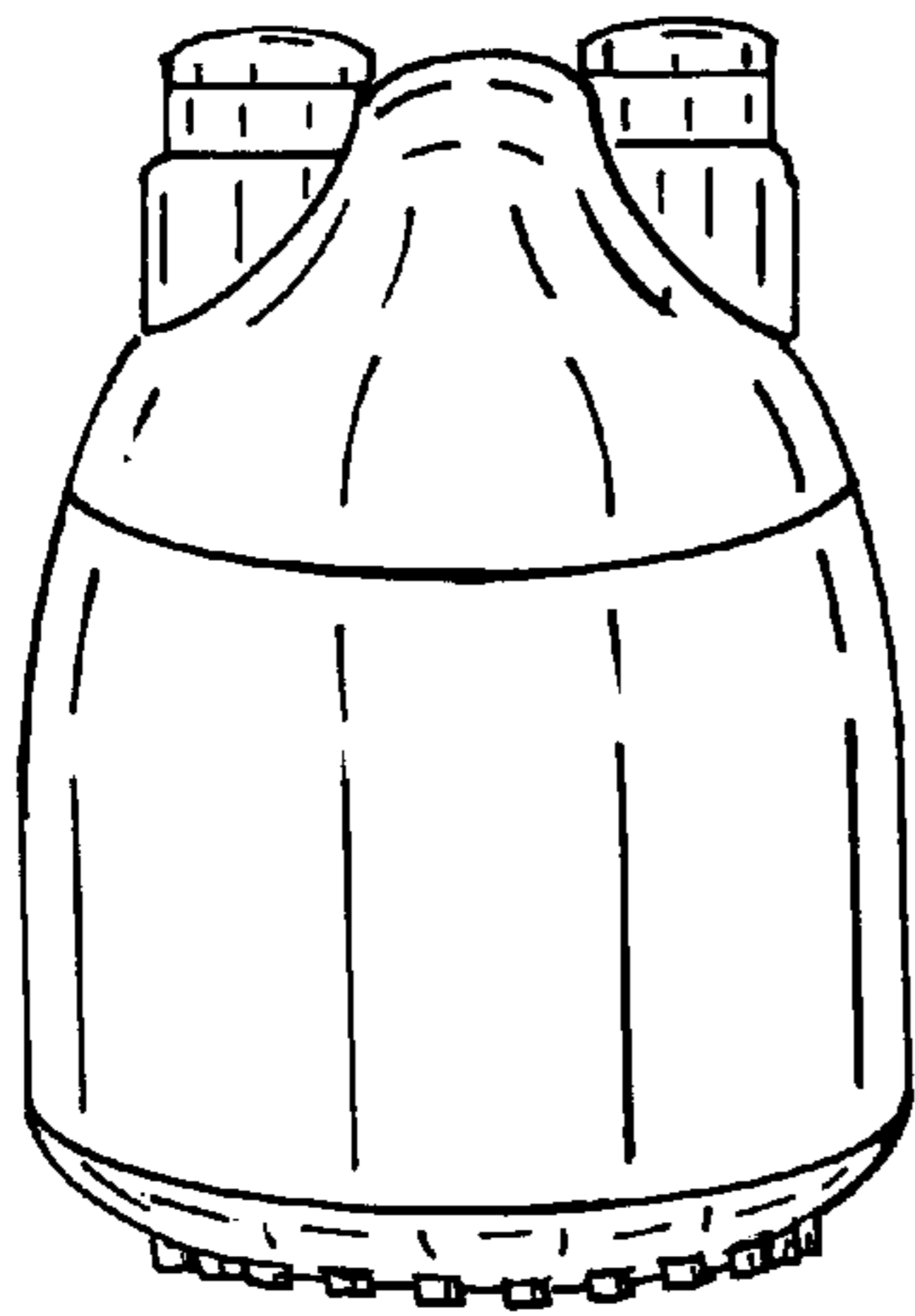


FIG. 3

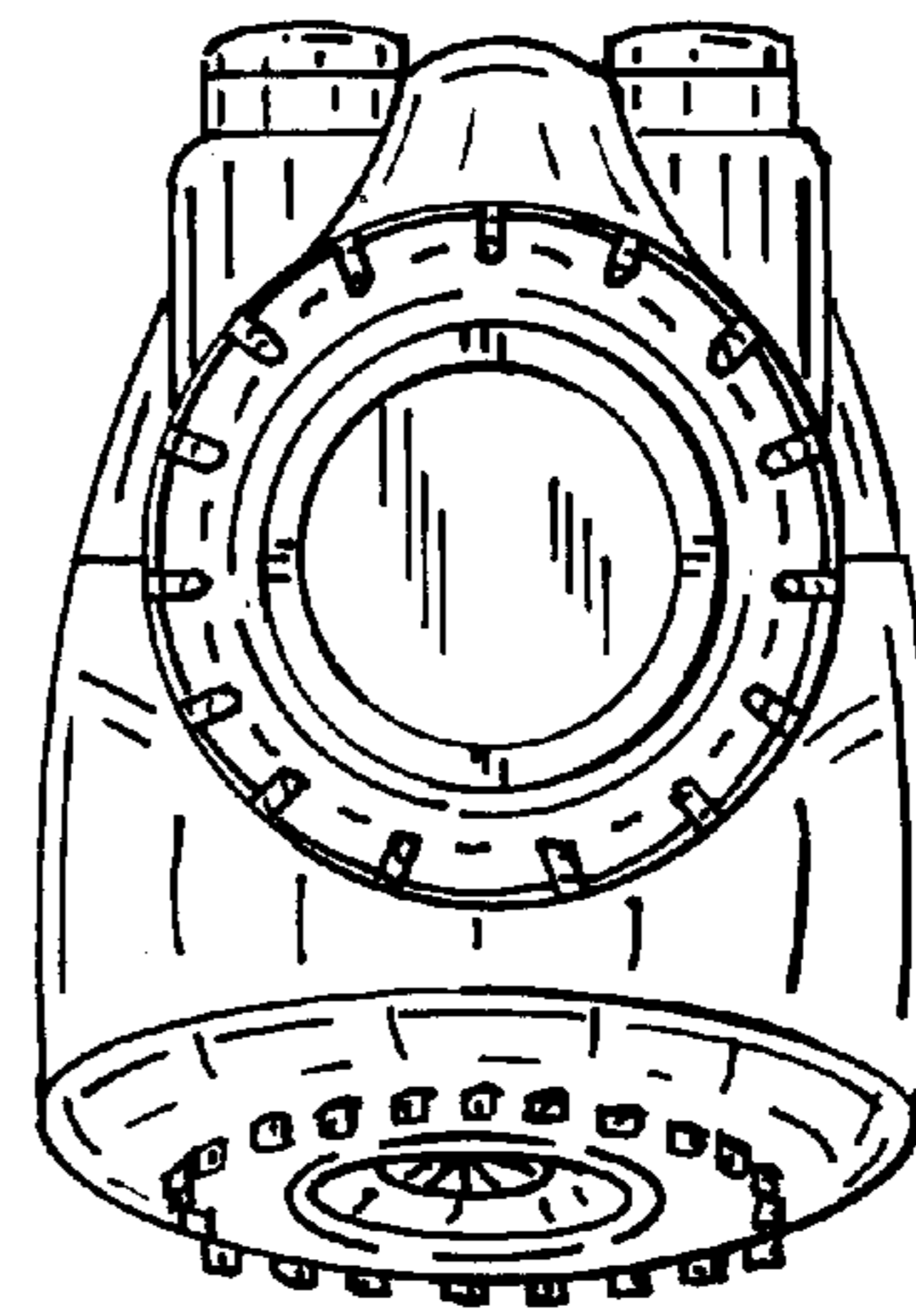


FIG. 4




FIG. 5




FIG. 6