



US00D519591S

(12) **United States Design Patent**  
**Marcoux et al.**

(10) **Patent No.:** **US D519,591 S**  
(45) **Date of Patent:** **\*\* Apr. 25, 2006**

(54) **GOLF CLUB HANDLE COVER**

(76) Inventors: **Leonard Marcoux**, 71 Arden Avenue,  
Winnipeg, Manitoba (CA), R2M 2K1;  
**Gilles Marcoux**, 115 St. Pierre Street,  
Winnipeg, Manitoba (CA), R3V 1L1

(\*\*) Term: **14 Years**

(21) Appl. No.: **29/223,727**

(22) Filed: **Feb. 18, 2005**

(51) **LOC (8) Cl.** ..... **21-02**

(52) **U.S. Cl.** ..... **D21/754**

(58) **Field of Classification Search** ..... D21/753,  
D21/754, 759, 796; 473/300-303, 282; 150/160;  
206/315.2

See application file for complete search history.

(56) **References Cited**

U.S. PATENT DOCUMENTS

4,662,415 A \* 5/1987 Prutt ..... 150/160  
5,050,884 A \* 9/1991 Flory ..... 473/282

\* cited by examiner

*Primary Examiner*—Mitchell Siegel

(74) *Attorney, Agent, or Firm*—Adrian D. Battison;  
Michael R. Williams; Ryan W. Dupuis

(57) **CLAIM**

The ornamental design for a golf club handle cover, as shown and described.

**DESCRIPTION**

FIG. 1 is an isometric view of a golf club handle cover showing our new Design.

FIG. 2 is a first end elevational view of a golf club handle cover showing our new Design.

FIG. 3 is a second end elevational view of a golf club handle cover showing our new Design.

FIG. 4 is a rear elevational view of a golf club handle cover showing our new Design.

FIG. 5 is a left side elevational view of a golf club handle cover showing our new Design.

FIG. 6 is a front elevational view of a golf club handle cover showing our new Design.

FIG. 7 is a right side elevational view of a golf club handle cover showing our new Design.

FIG. 8 is an isometric view of a second embodiment of golf club handle cover showing our new Design.

FIG. 9 is a first end elevational view of a second embodiment of golf club handle cover showing our new Design.

FIG. 10 is second end elevational of a second embodiment of golf club handle cover showing our new Design.

FIG. 11 is a rear elevational view of a second embodiment of golf club handle cover showing our new Design.

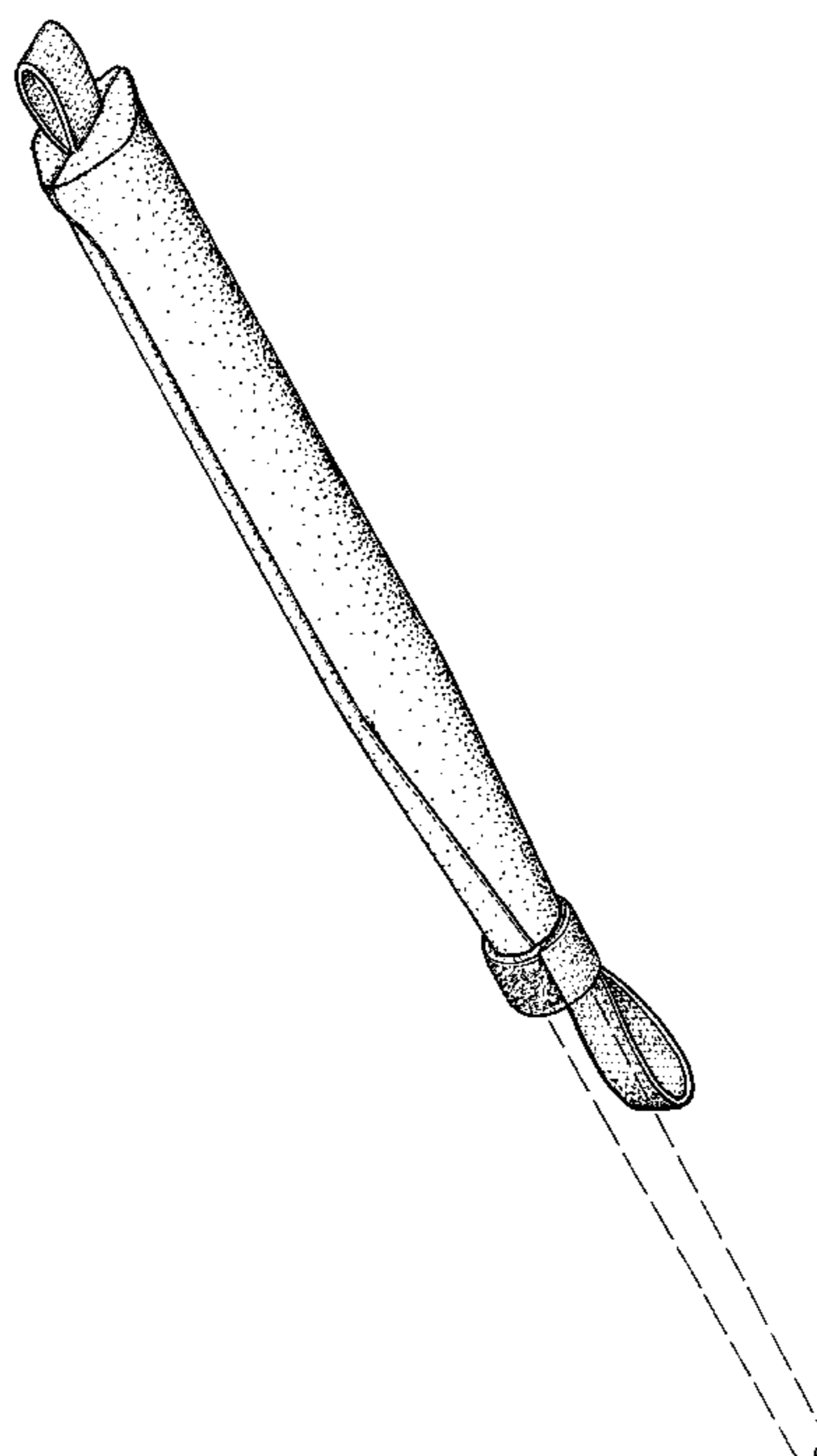
FIG. 12 is a left side elevational view of a second embodiment of golf club handle cover showing our new Design.

FIG. 13 is a front elevational view of a second embodiment of golf club handle cover showing our new Design; and,

FIG. 14 is a right side elevational view of a second embodiment of golf club handle cover showing our new Design.

The broken line showing of is for illustrative purposes only and forms no part of the claimed design.

**1 Claim, 4 Drawing Sheets**



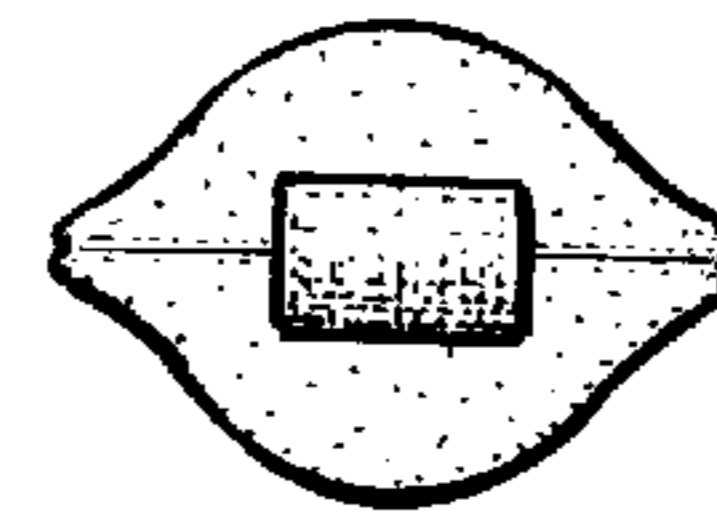
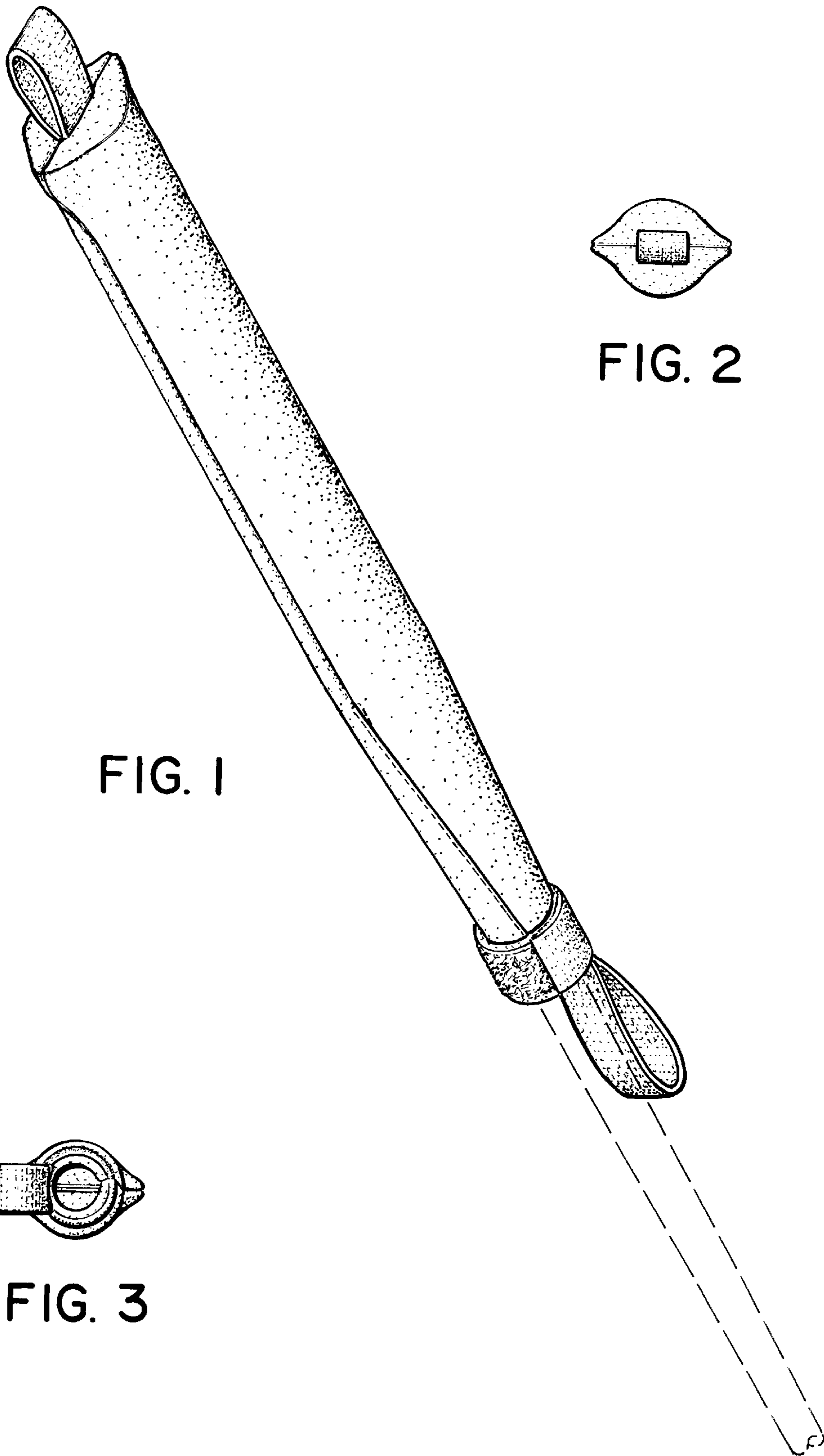


FIG. 2

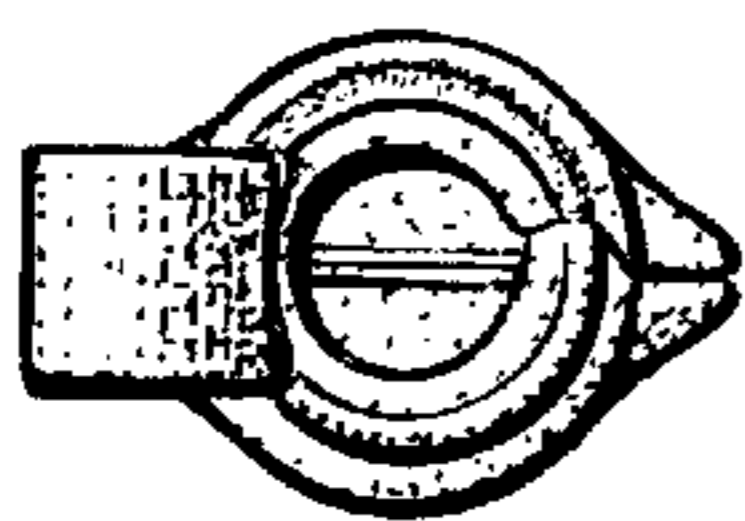


FIG. 3

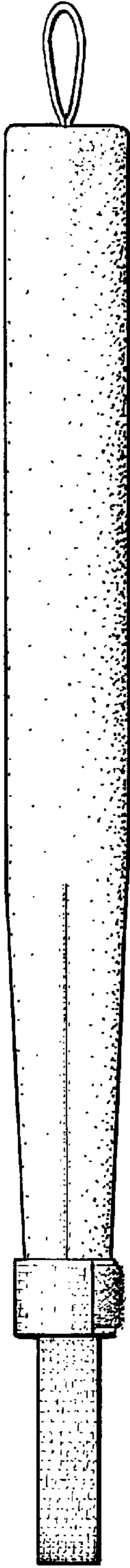


FIG. 4

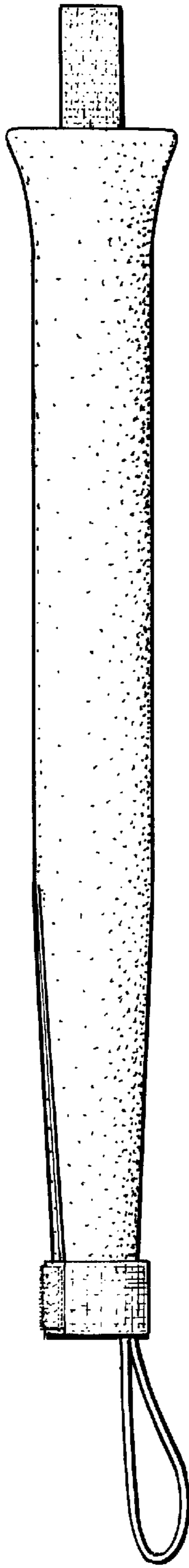


FIG. 5

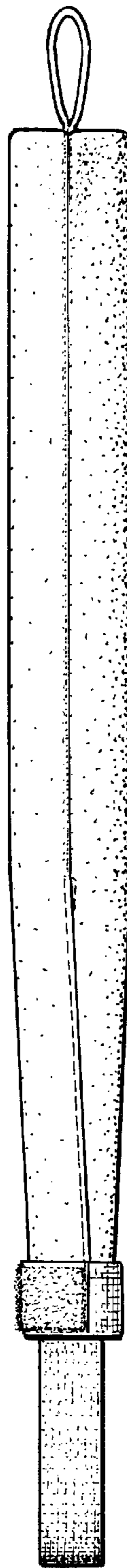


FIG. 6

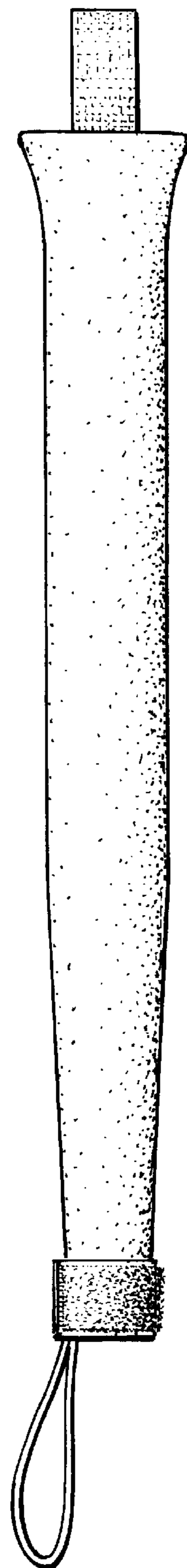


FIG. 7

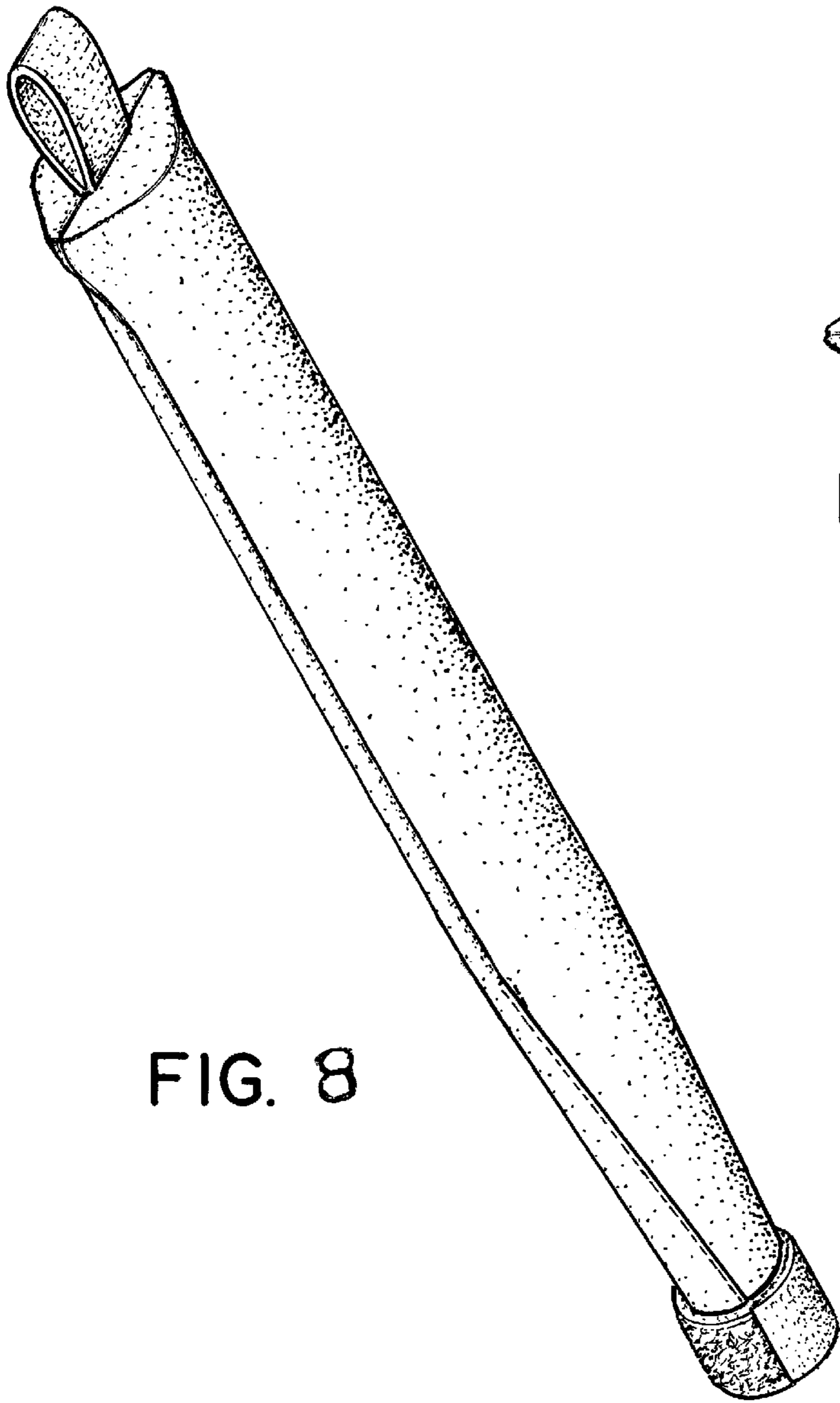


FIG. 8

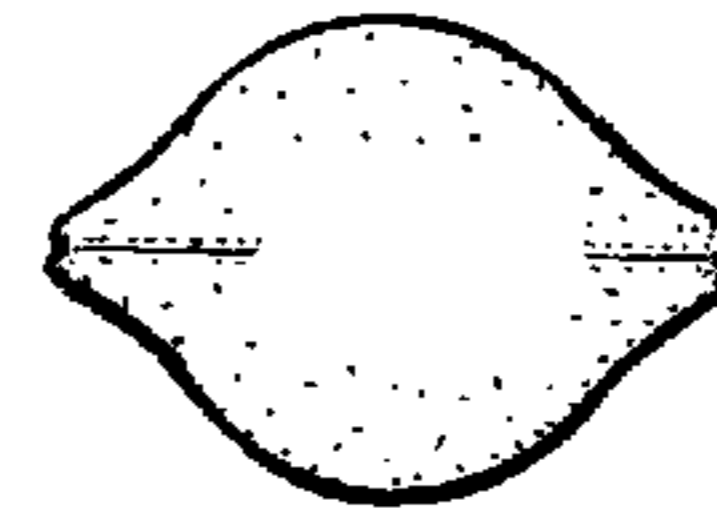


FIG. 9

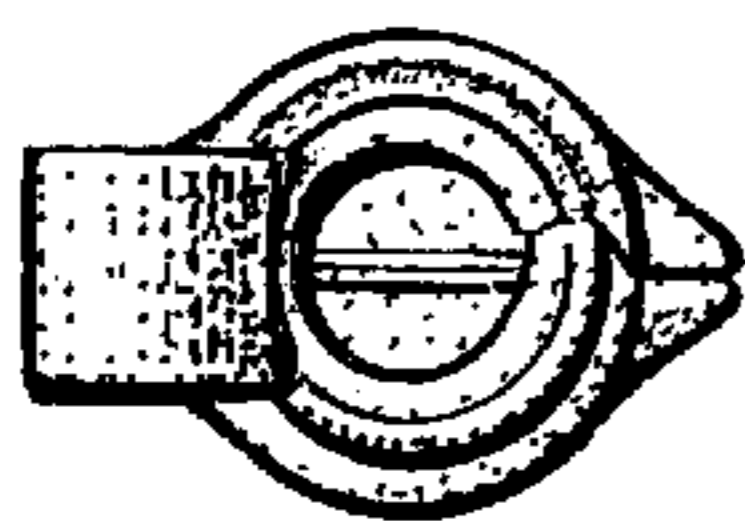


FIG. 10

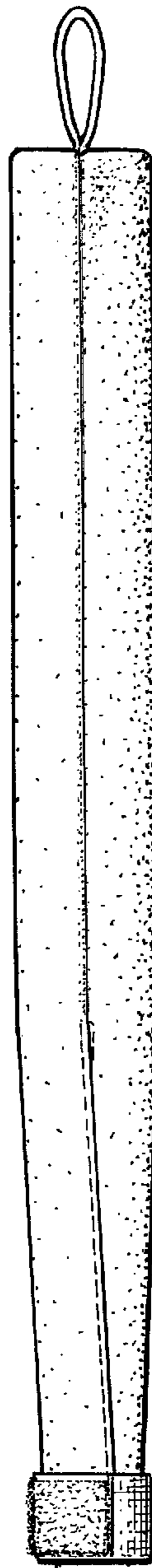
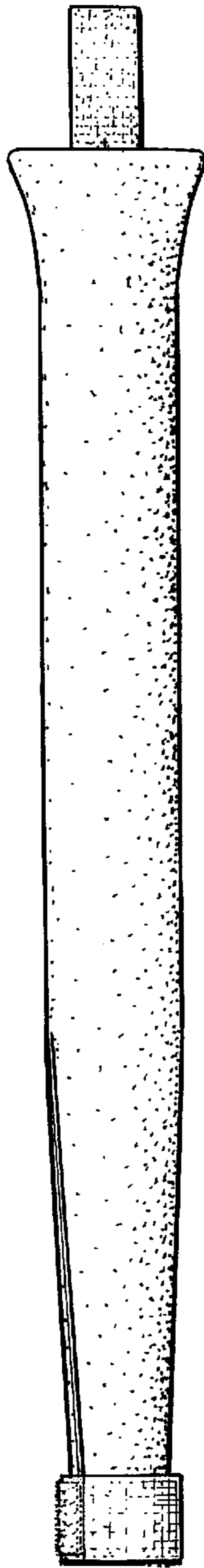
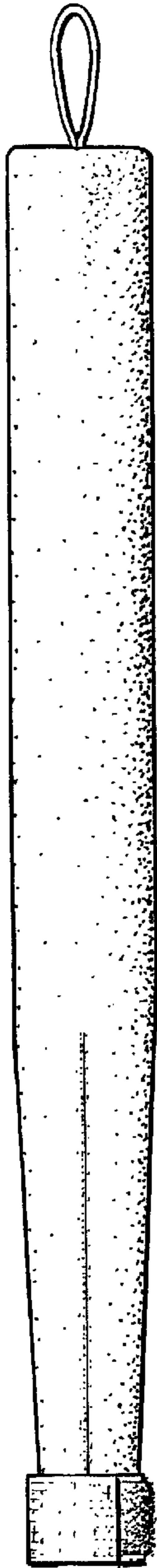


FIG. 11

FIG. 12

FIG. 13

FIG. 14