



US00D519586S

(12) **United States Design Patent**  
**Schulz et al.**

(10) **Patent No.:** **US D519,586 S**

(45) **Date of Patent:** **\*\* Apr. 25, 2006**

(54) **MUSCLE DEVELOPMENT DEVICE**

(75) Inventors: **Gunter Schulz**, Chemnitz (DE); **Volker Hoyer**, Neukirchen (DE)

(73) Assignee: **Kuo Hai Pin**, Tainan (TW)

(\*\*) Term: **14 Years**

(21) Appl. No.: **29/213,380**

(22) Filed: **Sep. 16, 2004**

**Related U.S. Application Data**

(63) Continuation-in-part of application No. 29/201,601, filed on Mar. 16, 2004, now abandoned.

(30) **Foreign Application Priority Data**

Sep. 16, 2003 (EP) ..... 000005670

(51) **LOC (8) Cl.** ..... **21-02**

(52) **U.S. Cl.** ..... **D21/691**

(58) **Field of Classification Search** ..... D21/662,  
D21/675, 676, 686, 690, 691, 692; 482/91,  
482/92, 93, 94, 95, 96, 97, 133, 137, 139,  
482/142

See application file for complete search history.

(56) **References Cited**

**U.S. PATENT DOCUMENTS**

D339,617 S \* 9/1993 Harashima ..... D21/690

D346,189 S \* 4/1994 Chen ..... D21/690  
6,027,433 A \* 2/2000 Flynn ..... 482/98  
D437,371 S \* 2/2001 Webber et al. .... D21/694  
D444,190 S \* 6/2001 Webber ..... D21/675  
6,517,468 B1 \* 2/2003 Lapcevic ..... 482/51  
6,623,409 B1 \* 9/2003 Abelbeck ..... 482/104  
D480,773 S \* 10/2003 Suchanek et al. .... D21/694  
2002/0039954 A1 \* 4/2002 Simonson ..... 482/99  
2002/0103058 A1 \* 8/2002 Webber ..... 482/104

\* cited by examiner

*Primary Examiner*—Philip S. Hyder

(74) *Attorney, Agent, or Firm*—Horst M. Kasper

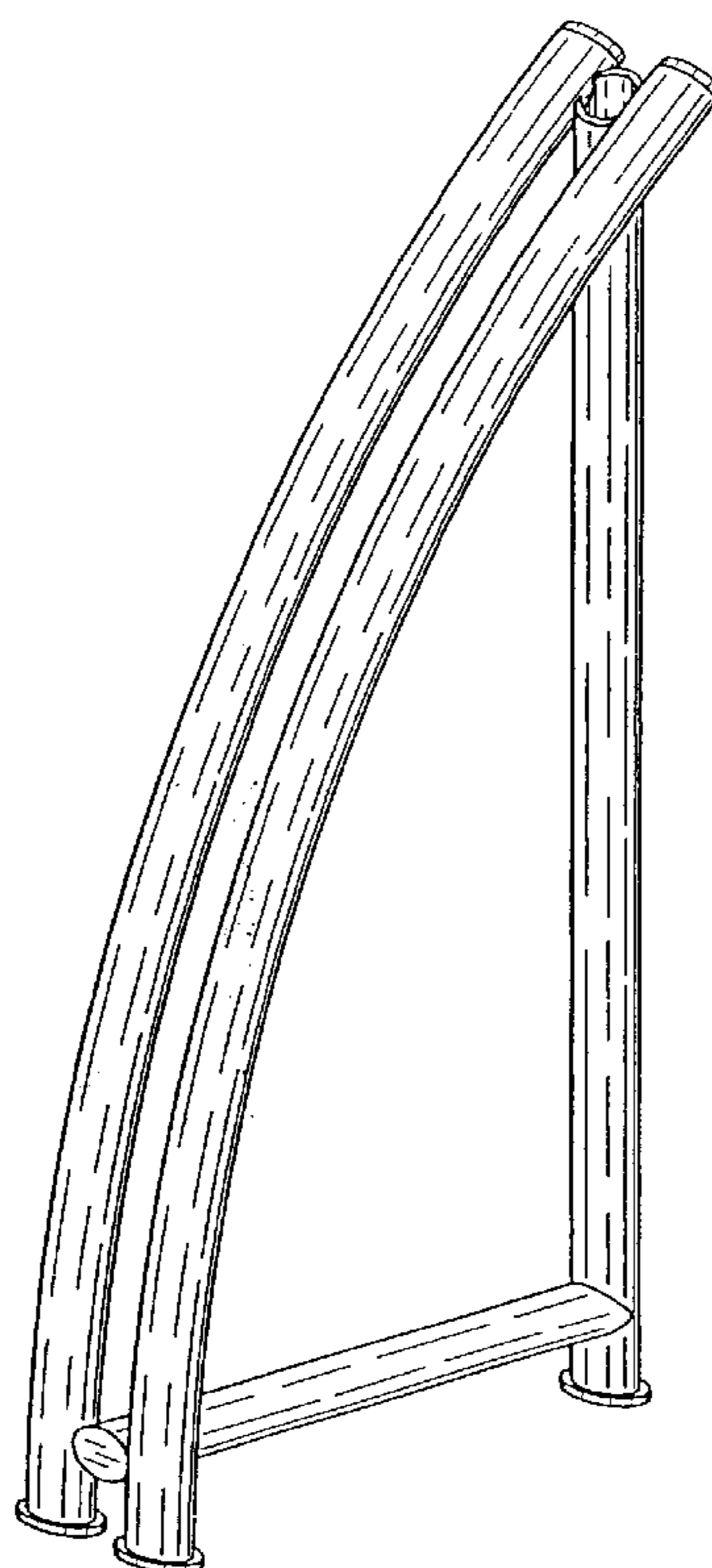
(57) **CLAIM**

The design for a muscle development device, as shown and described.

**DESCRIPTION**

FIG. 1 is a left side elevational view of a muscle development device showing my new design;  
FIG. 2 is a right side elevational view thereof;  
FIG. 3 is a top plan view thereof;  
FIG. 4 is a front elevational view thereof;  
FIG. 5 is a rear elevational view thereof;  
FIG. 6 is a bottom plan view thereof; and,  
FIG. 7 is a front and side perspective view of the muscle development device.

**1 Claim, 5 Drawing Sheets**



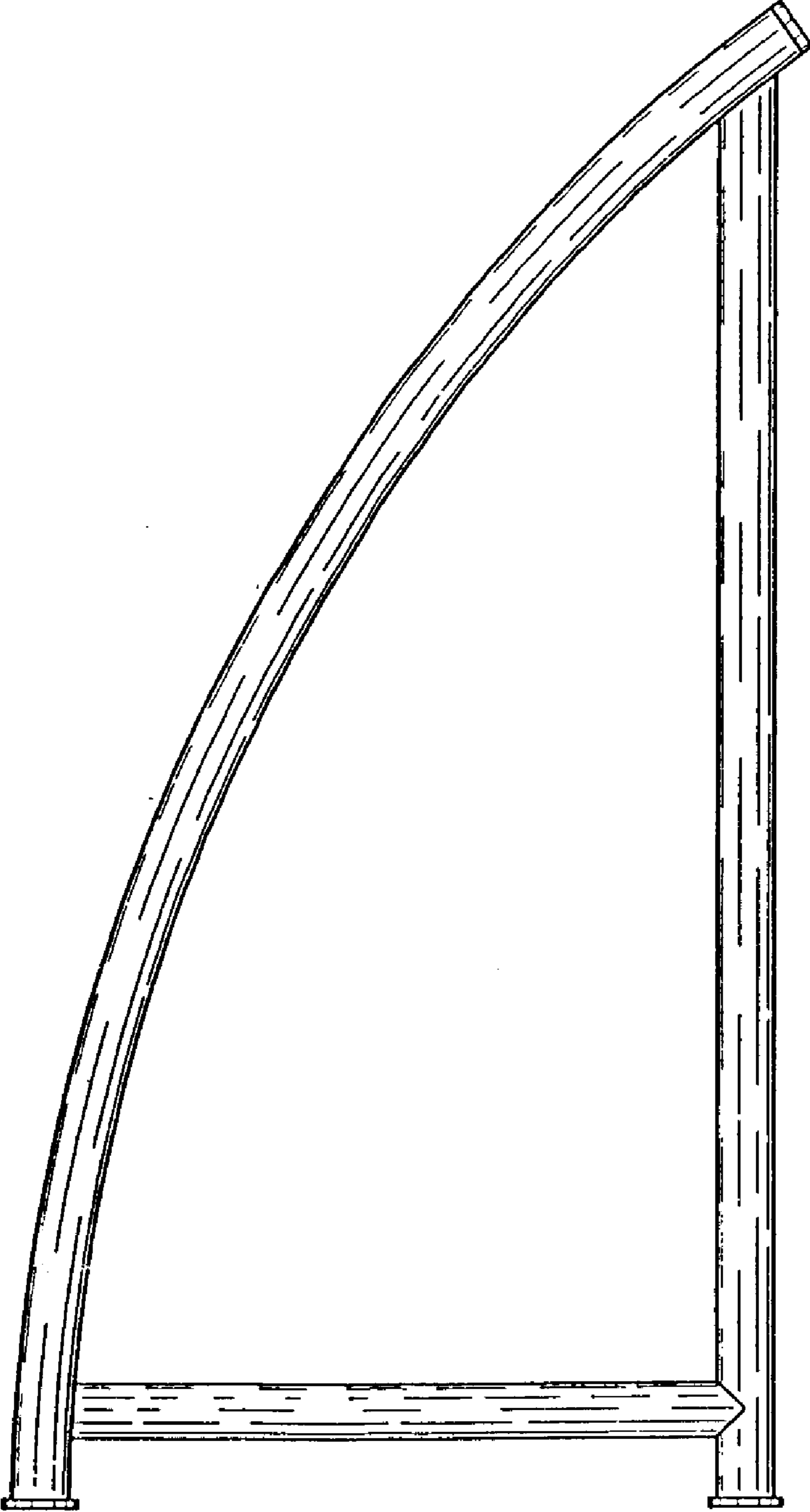


Fig.1

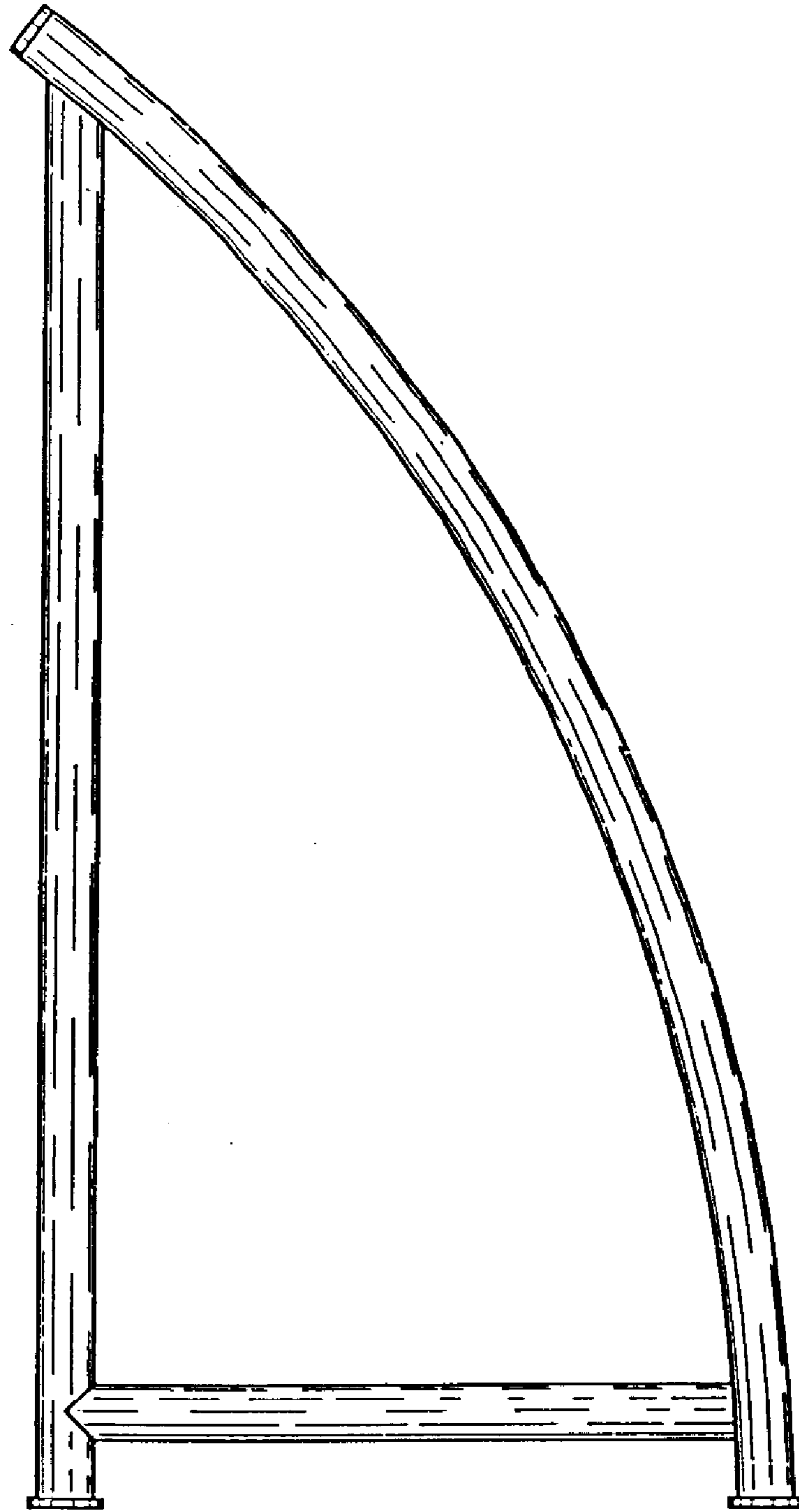


Fig.2

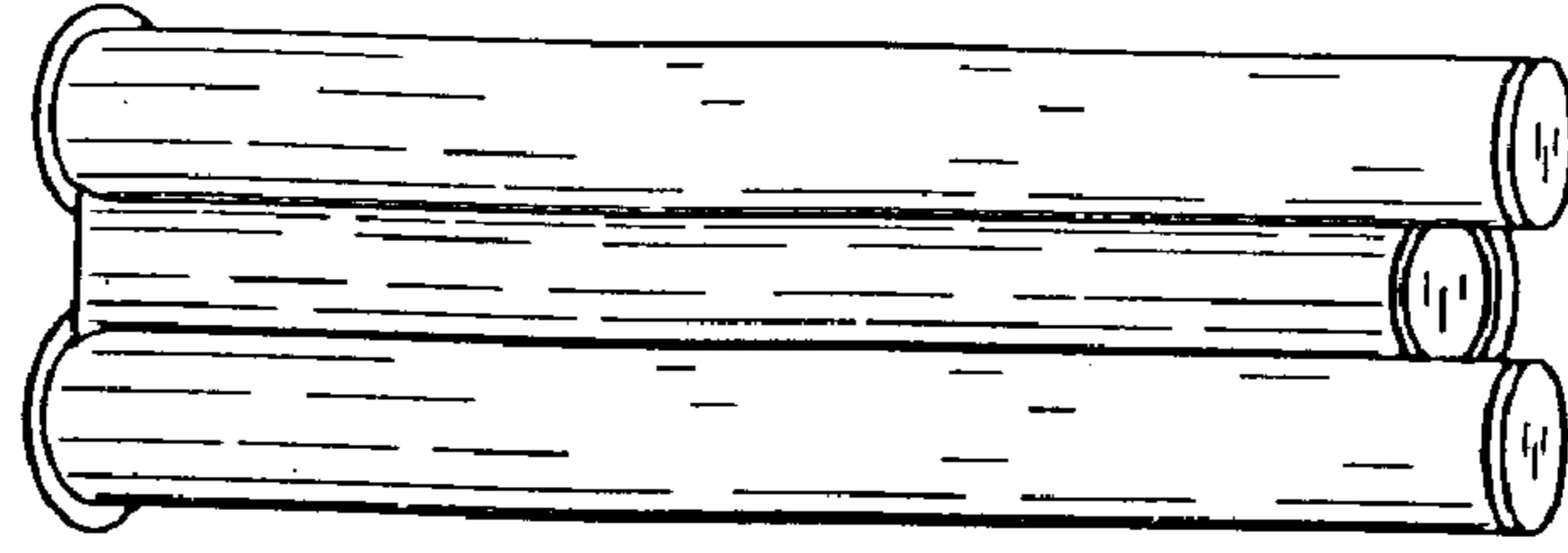


Fig.3




Fig.4




Fig.5




Fig.6

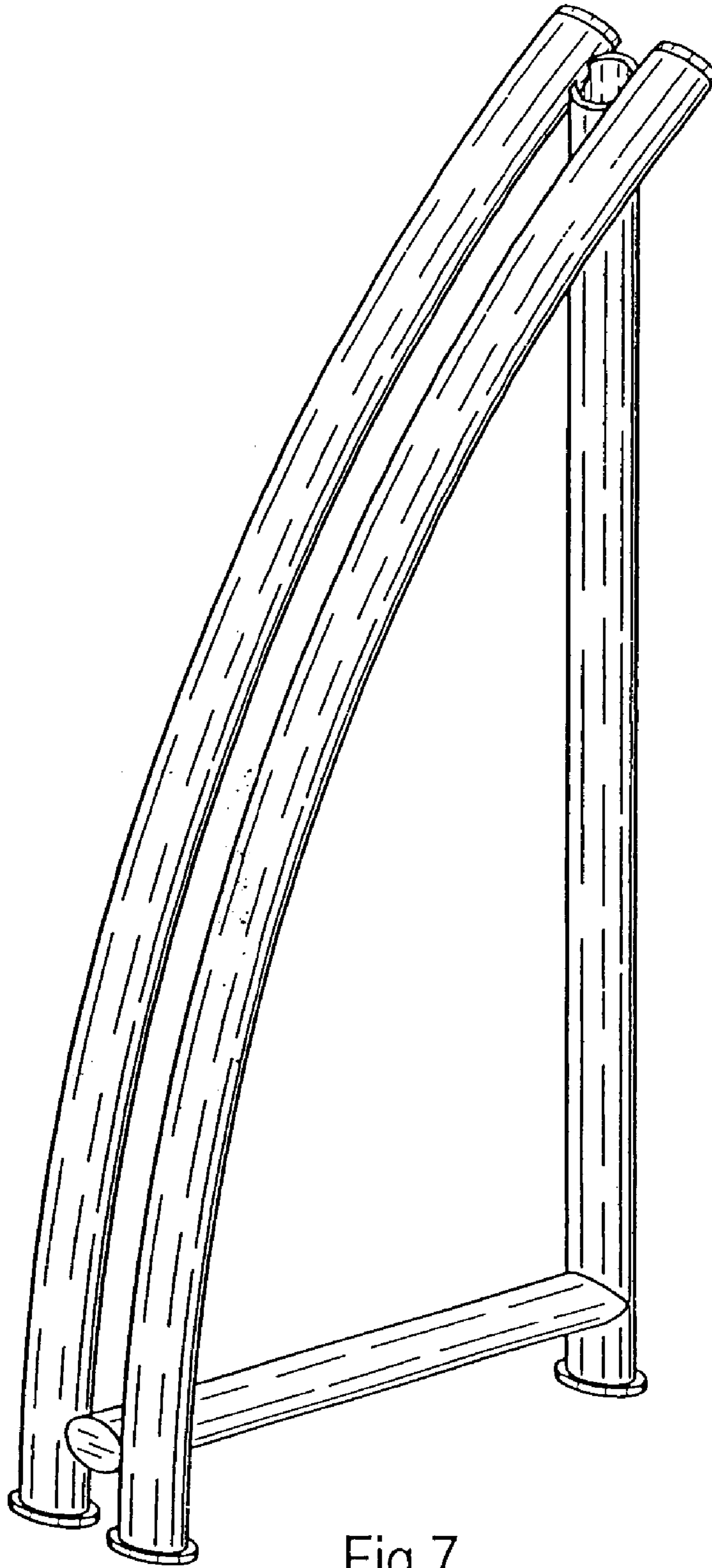


Fig.7