



US00D519584S

(12) **United States Design Patent**
Brice et al.

(10) **Patent No.:** **US D519,584 S**

(45) **Date of Patent:** **** Apr. 25, 2006**

(54) **DUMBBELL WITH HOLES**

(76) Inventors: **John P. Brice**, 1247 Sherwood, San Marino, CA (US) 91108; **Brendan E. Cosso**, 345 Oxford Dr., Arcadia, CA (US) 91006

(**) Term: **14 Years**

(21) Appl. No.: **29/171,116**

(22) Filed: **Nov. 15, 2002**

(51) **LOC (8) Cl.** **21-02**

(52) **U.S. Cl.** **D21/681**

(58) **Field of Classification Search** D21/680,
D21/681, 682, 683, 684; 482/106, 107, 108,
482/109

See application file for complete search history.

(56) **References Cited**

U.S. PATENT DOCUMENTS

D215,057 S	*	8/1969	Sun	D21/681
D279,495 S		7/1985	Barbeau		
D318,700 S		7/1991	Davis		
5,628,716 A	*	5/1997	Brice	482/106
D409,266 S		5/1999	Rojas et al.		
D444,516 S	*	7/2001	Pearson et al.	D21/681

D445,153 S	*	7/2001	Lincir	D21/680
D446,265 S	*	8/2001	Lincir	D21/680
D451,158 S	*	11/2001	Lincir	D21/680
D454,167 S	*	3/2002	Lincir	D21/680

* cited by examiner

Primary Examiner—Philip S. Hyder

(74) *Attorney, Agent, or Firm*—William W. Haefliger

(57) **CLAIM**

The ornamental design for a dumbbell with holes, substantially as shown and described.

DESCRIPTION

FIG. 1 is a perspective view, showing the dumbbell with holes;

FIG. 2 is a frontal view of the FIG. 1 dumbbell with holes, the top, bottom and rear views being the same;

FIG. 3 is a left end view of the FIG. 1 dumbbell with holes, the right end view being the same;

FIG. 4 is a frontal view of a modified embodiment of the dumbbell with holes, the top bottom and rear views being the same, and the end views being the same as FIG. 3; and,

FIG. 5 is a perspective view of a second modified embodiment of the dumbbell with holes.

1 Claim, 3 Drawing Sheets




FIG. 1.




FIG. 2.

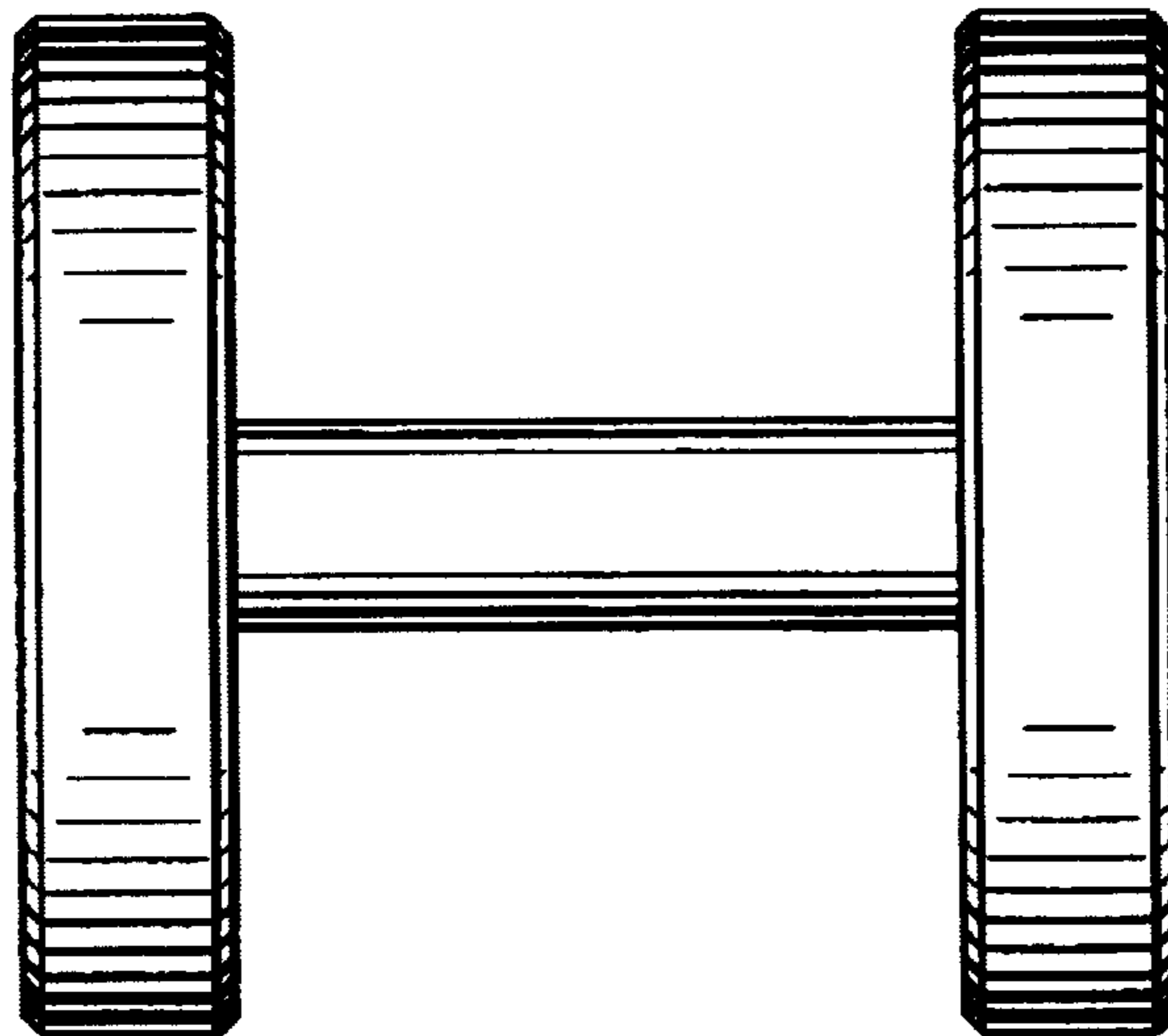


FIG. 3.

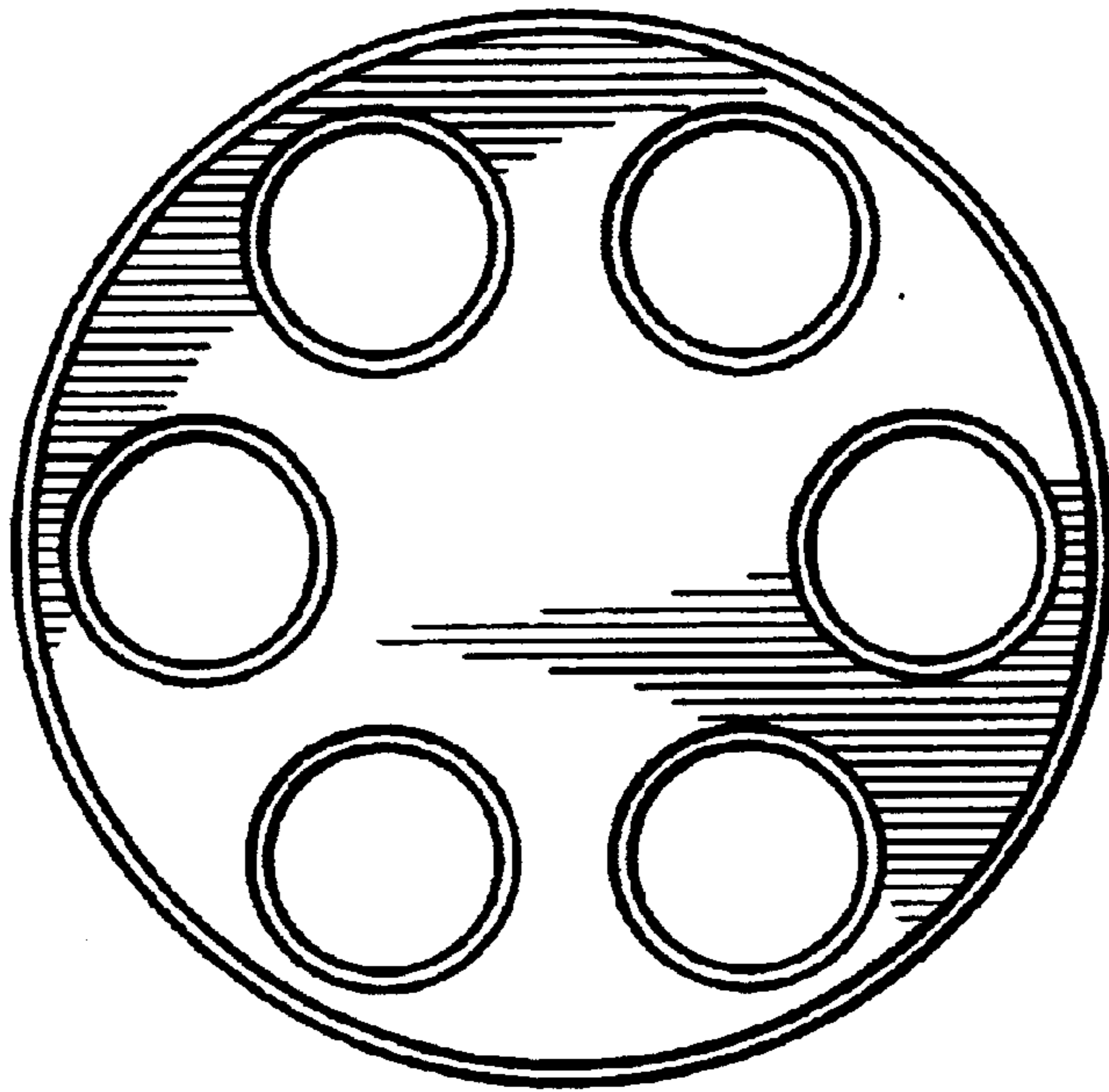
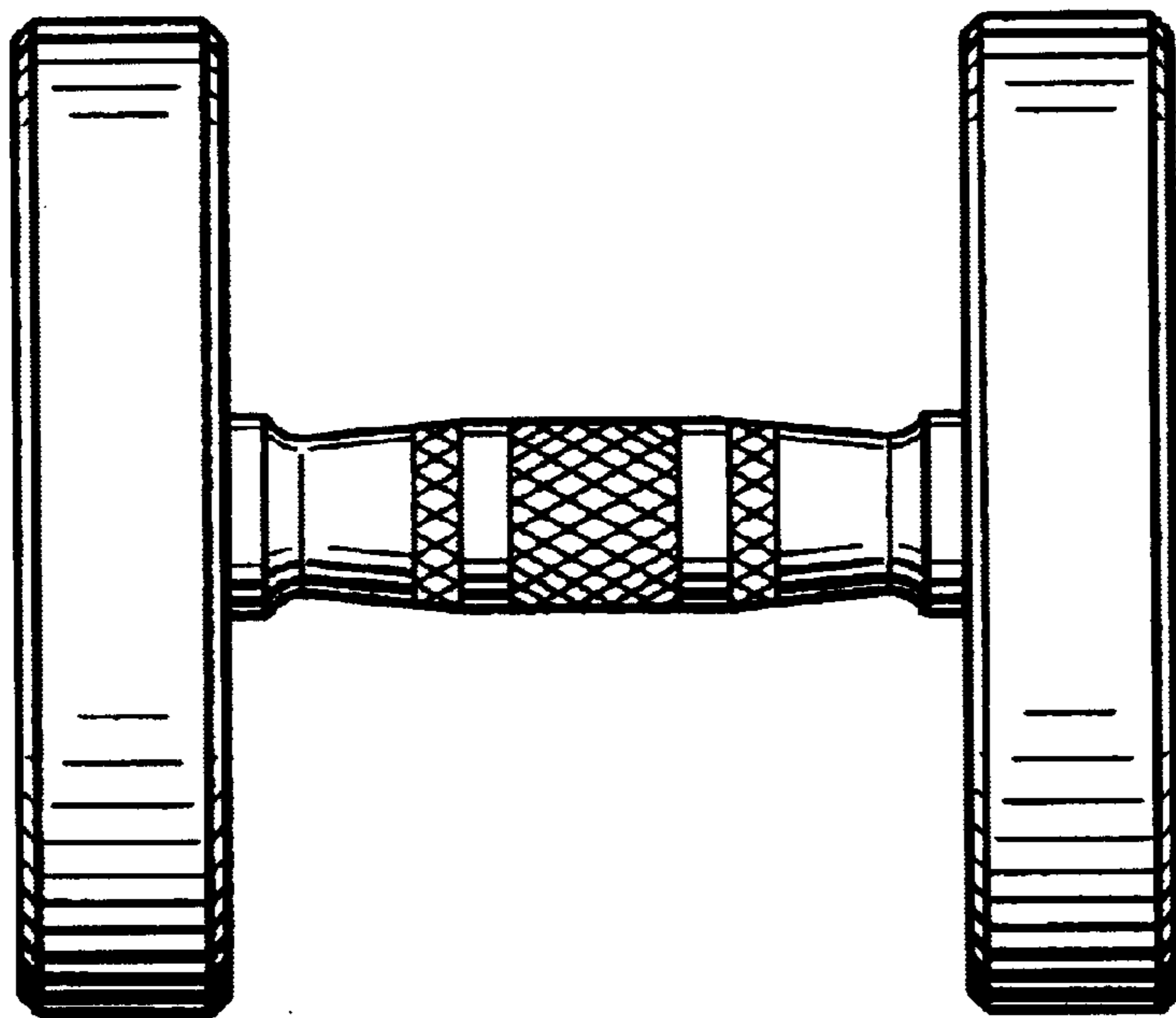


FIG. 4.



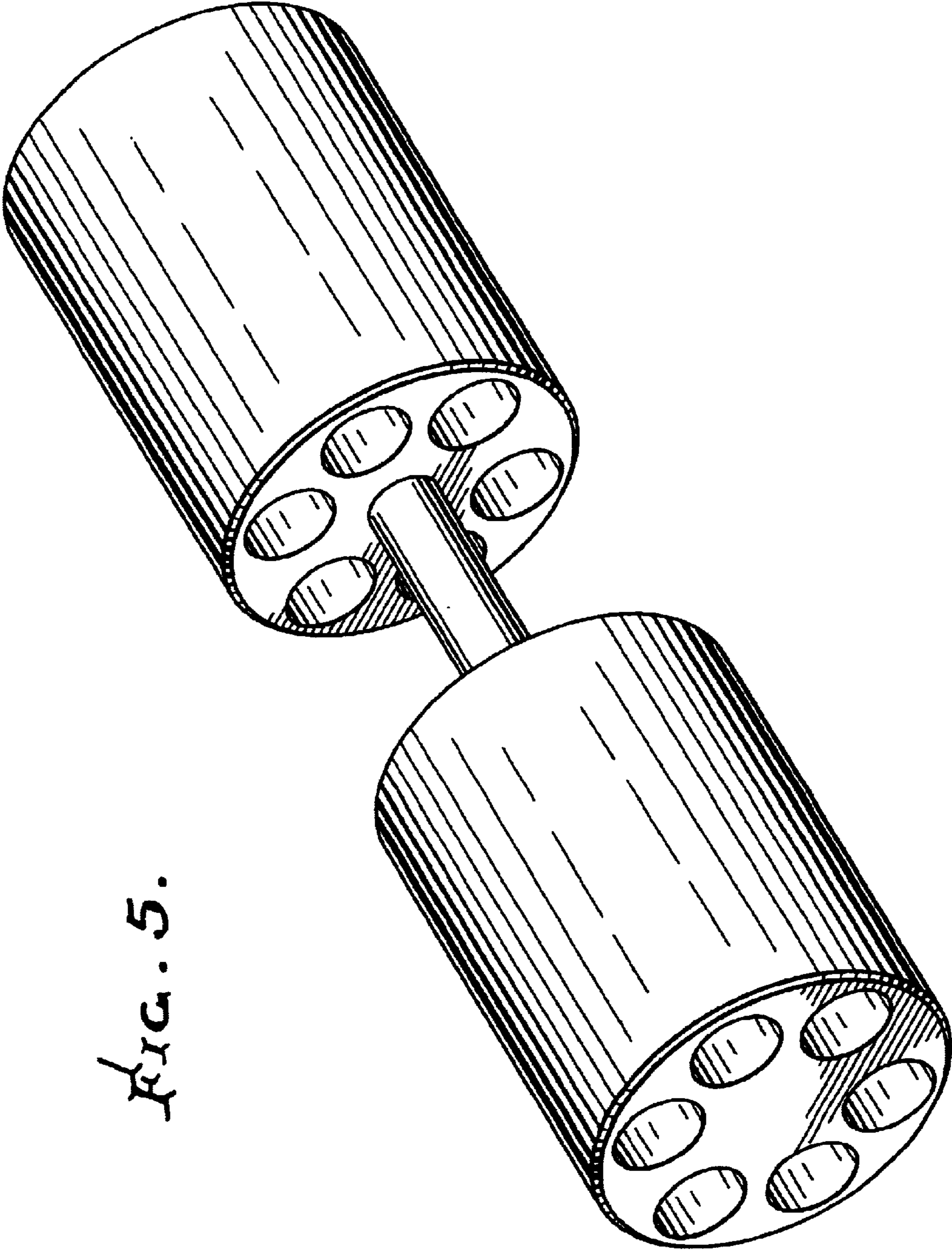


FIG. 5.